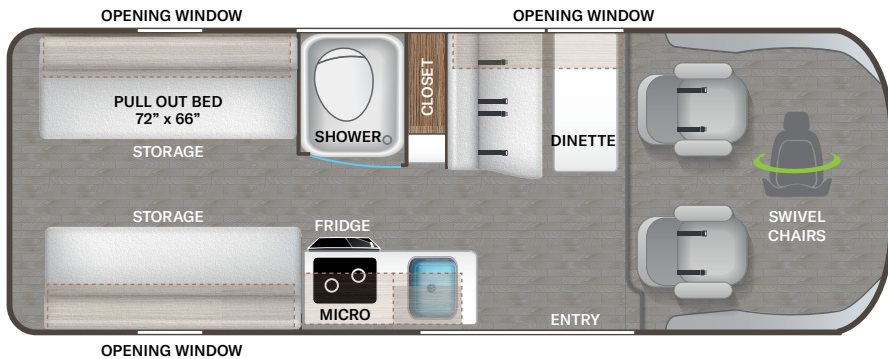
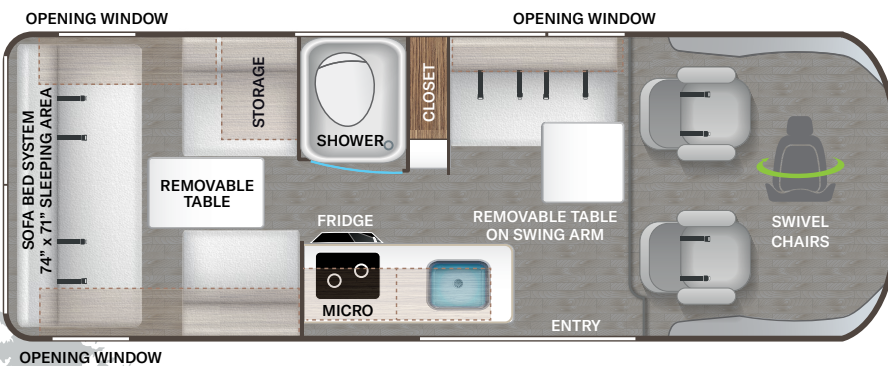


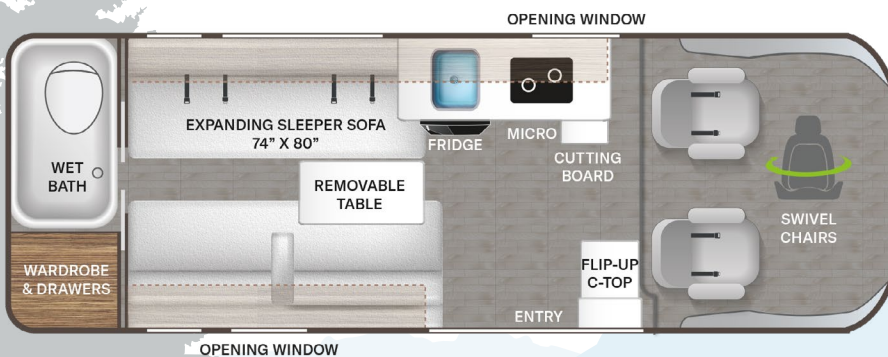
2AB



2JB



2LB



CHARCOAL



SILVER



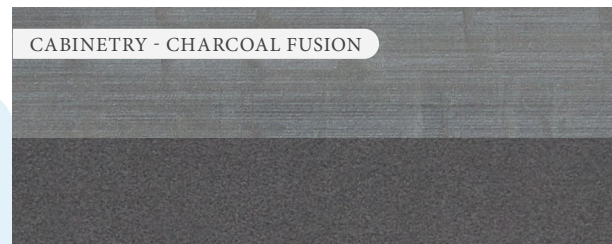
WHITE




CABINETRY - ALPINE WHITE



CABINETRY - CHARCOAL FUSION



FLOORING



DAZZLE™

Featured Highlights

CONSTRUCTION & EXTERIOR

- ♦ RAM ProMaster® 3500 Window Van, 276HP, 250 lb.-ft. Torque
- ♦ ObeCo™ Side Screen Door for Entryway
- ♦ Side Steps for Passenger Side Doors
- ♦ 3,500-lb. Trailer Hitch with 4-pin Connector

CONSTRUCTION & EXTERIOR OPTIONS

- ♦ Retractable Roof Top with Sky Bunk™ Sleeping Area (2AB & 2JB)

AUTOMOTIVE & COCKPIT

- ♦ Touchscreen Dash Radio
- ♦ Back-up Monitor
- ♦ Keyless Entry System
- ♦ Deluxe Heated/Remote Exterior Mirrors
- ♦ Power Windows & Door Locks
- ♦ Cruise Control
- ♦ Telescoping Steering Wheel with Audio Buttons to Control Dash Radio
- ♦ Map Light
- ♦ Sunvisors
- ♦ 3-Piece Windshield Privacy Shades
- ♦ Drink Holders
- ♦ Driver & Passenger Air Bags
- ♦ Three-Point Seat Belts for Driver & Passenger

- ♦ Aluminum Wheels
- ♦ Emergency Engine Start Switch

INTERIOR

- ♦ Residential Vinyl Flooring
- ♦ Metal Entry Grab Handle
- ♦ Smoke, LPG and Carbon Monoxide Detectors
- ♦ Fire Extinguisher
- ♦ Soft Touch Vinyl Ceiling
- ♦ Two (2) Three-Point Seat Belts in Booth Dinette (2AB)
- ♦ Two (2) Lap Belts in Sofa (2LB)
- ♦ Two (2) Three-Point Seat Belts in Rear Lounge (2JB)
- ♦ Dinette Table with Pedestal Legs (2AB & 2LB)
- ♦ Removable Table on Swing Arm (2JB)
- ♦ Welformed Interior Wall Panels
- ♦ Flat Panel Upper Cabinet Doors
- ♦ LED Lighting
- ♦ Window Privacy Roller Shades
- ♦ Large Opening Side Windows

KITCHEN

- ♦ Single Door Refrigerator
- ♦ Two Burner Gas Cooktop with Glass Cover
- ♦ Pressed Countertop with Undermount Sink and Sink Cover

- ♦ Stainless Steel Single Bowl Sink with Cover & Single Handle Kitchen Faucet
- ♦ Pop-up Outlet in the Kitchen
- ♦ Glass Protective Cover & Task Lighting Above Cooktop

BEDROOM & BATHROOM

- ♦ Cassette Toilet (2AB & 2JB)
- ♦ Power Bath Vent with Wall Switch
- ♦ Fully Enclosed Wet Bathroom
- ♦ Shower with Deluxe Curtain
- ♦ Showermei\$er Hot Water Recycling System
- ♦ Pullout Rear Bed (2AB)
- ♦ Manual Rear Sofa Bed System (2JB)
- ♦ Two Twin Beds/King Conversion (2LB)
- ♦ Rear Screen Door (2AB & 2JB)

ENTERTAINMENT

- ♦ Electronics Cabinet with HDMI Cable & USB Charging Ports Throughout
- ♦ TV Ready
- ♦ HS/DSS Satellite Ready

ELECTRICAL & PLUMBING

- ♦ Onan® RV QG 2800 Gas Generator
- ♦ 30-amp Detachable Shoreline Power Cord
- ♦ Automatic Shoreline-to-Generator Transfer Switch

- ♦ 1,000-watt Inverter
- ♦ Rapid Camp+® Multiplex Wiring Control System
- ♦ Solar Charge Controller with 190W Solar Panel
- ♦ Truma® Combi Eco Hydronic Furnace and Water Heating System
- ♦ (2) Two Group 31 AGM House Batteries
- ♦ Battery Disconnect Switch
- ♦ Single Roof Air Conditioner
- ♦ Holding Tanks with Heat Pads
- ♦ 360° Siphon® RV Holding Tank Vent Cap
- ♦ Outside Shower (2JB & 2LB)
- ♦ Sewer Hose

For a complete listing of available features, visit thormotorcoach.com/dazzle.

Use your phone's camera to find out more information. Just scan the code!



| | 2AB | 2JB | 2LB |
|-------------------------------|-----------------|-----------------|------------------|
| Chassis | Dodge Promaster | Dodge Promaster | Dodge Promaster |
| Gross Vehicle (GVWR) | 9,350 | 9,350 | 9,350 |
| Gross Combined (GCWR) | 11,500 | 11,500 | 11,500 |
| Wheel Base | 159" | 159" | 159" |
| Exterior Length (w/o ladder) | 21'-1" | 21'-1" | 21'-1" |
| Exterior Height (w/AC) | 9'-5" | 9'-5" | 9'-5" |
| Exterior Width (w/o mirrors) | 80.3" | 80.3" | 80.3" |
| Interior Height (living area) | 75" | 75" | 75" |
| Fuel (gal) | 24 | 24 | 24 |
| LPG (lbs) | 20 | 20 | 20 |
| Fresh/Waste/Gray Water (gal) | 27 / 4.75 / 20 | 25 / 4.75 / 20 | 27 / 13.5 / 13.3 |
| Water Heater (gal) | 2.64 | 2.64 | 2.64 |
| Furnace (BTUs) | 14,300 | 14,300 | 14,300 |
| Sleeping Capacity | 2 | 2 | 2 |
| Hitch Weight Rating (lbs) | 3,500 | 3,500 | 3,500 |



IMPORTANT—PLEASE READ: This brochure reflects product design, fabrication, material, components and specifications at the date of printing, which date is disclosed below. Please visit us online at ThorMotorCoach.com or consult with your selling dealership for the latest in standards, options, specification and technical information. Photographs in the brochure may depict optional equipment or may only be available in certain floor plans. Components, appliances and the chassis may have been manufactured in a calendar year before the vehicle's designated model year. All capacities are approximate. The actual length of the vehicle may differ from that indicated in the brochure due to variances in the manufacturing processes and/or installed components. All dry weights are based on standard model features and do not include optional features or equipment. Component part and appliance manufacturers issue limited warranties covering portions of the vehicle not covered under the limited warranty we issue. Copyright Thor Motor Coach, Inc. ©OH 10/01/2022

Made to fit.

P.O. Box 1486, Elkhart, IN 46515 Sales Department: 800.860.5658

thormotorcoach.com/dazzle

