



EVERY ROAD'S AN ADVENTURE

FORESTER

BY FOREST RIVER



A Berkshire Hathaway company.



FORESTER

BY FOREST RIVER

Tasteful design, combined with a unique combination of style, value and preferred amenities make travel in the Forester comfortable and loads of fun. Forester's unique split level design provides maximum headroom in the living area, while still offering pass-through storage on every floorplan. Plus, all Foresters are "Certified Green" by TRA Certification.

LE TOP FEATURES

- Crowned, laminated fiberglass roof
- One-piece seamless fiberglass cap
- Two cab-over windows (Bunk area)
- Slide out awning toppers
- Heated enclosed tanks (N/A 2251SLE, 2551DSLE)
- Enclosed dump station (N/A 2251SLE, 2551DSLE)
- 40" 12V LED TV
- Integrated entry step
- Two large storage drawers in dinette
- Black-out roller shades
- 2" Thick gel coat sidewalls with lightweight composite waterproof material
- Upgraded appliances with 1.3 cu. ft. convection microwave
- Overhead bunk ladder
- Side view and back-up cameras
- Maxx Air multi-speed power fan with cover (Kitchen)
- High pressure oxygen infused shower head
- Optional solar powered 12V charging system

2851SLE shown with Vermont Oak cabinetry and Fieldstone Decor.





EXPERIENCE MORE

3251DSLE kid's zone with fold-down bunk, sofa sleeper, seat belts and an entertainment center, included on all LE models. Black Diamond Walnut cabinetry and Marble decor shown at left.



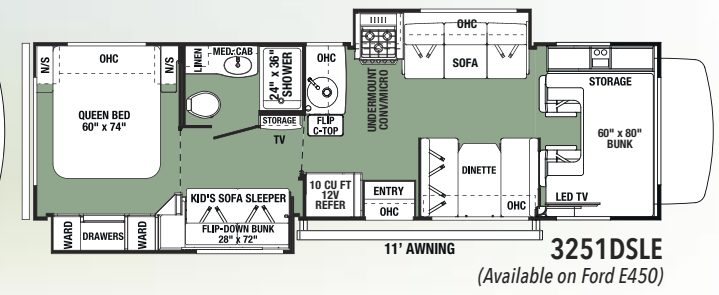
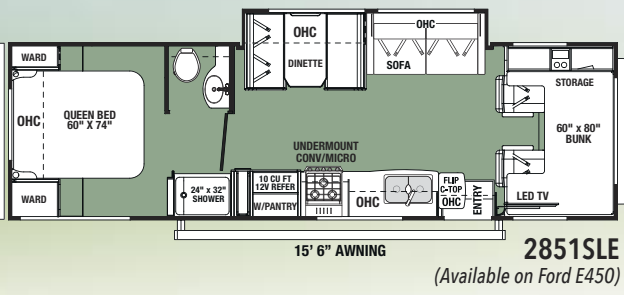
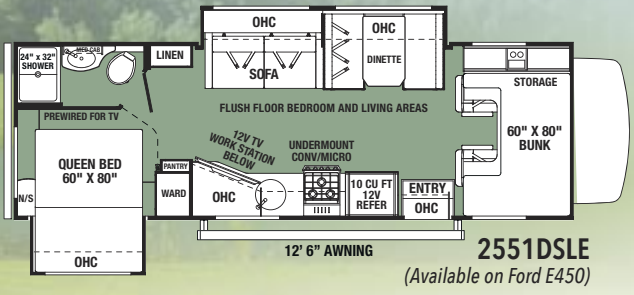
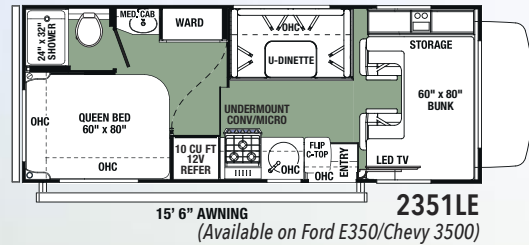
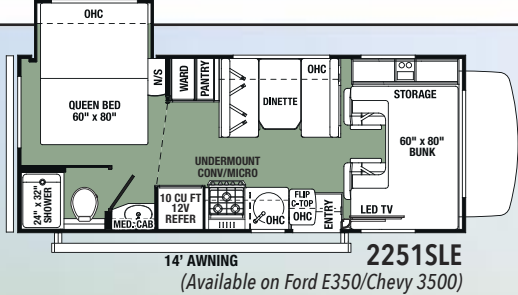
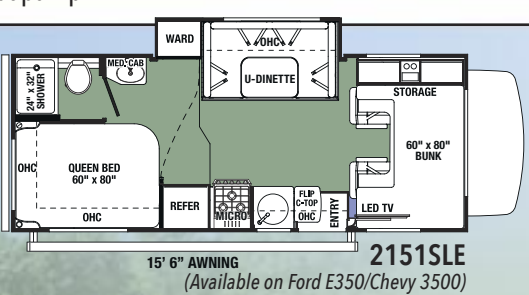
LE PREMIER PACKAGE

Every LE model includes this package.

- Back-up camera/side view cameras with rear view mirror monitor
- Fiberglass front cap
- In-dash premium sound system with Bluetooth
- Undermount 1.3 cu. ft. stainless steel convection microwave
- 10.7 Cu. ft. 12V refrigerator
- Winegard Air 360+ antenna with Gateway 4G WiFi prep
- Slideroom toppers
- 15,000 BTU ceiling ducted, ultra quiet roof air with heat pump



FORD / CHEVY	2151SLE	2251SLE	2351LE	2551DSLE	2851SLE	3251DSLE
Wheelbase	158" • 159"	158" • 159"	158" • 159"	190"	220"	220"
GVWR	12500 • 12300	12500 • 12300	12500 • 12300	14500	14500	14500
GAWRR	8500 • 9600	8500 • 9600	8500 • 9600	9600	9600	9600
GAWRF	5000 • 4600	5000 • 4600	5000 • 4600	5000	5000	5000
UVW	10280 • 10050	9769 • 10590	10050 • 10130	11443	11742	12580
GCWR	18000 • 20000	18000 • 20000	18000 • 20000	22000	22000	22000
CCC	2327 • 3748	2695 • 3610	2656 • 4070	3057	2758	1920
Fuel Capacity (Gal.)	55 • 57	55 • 57	55 • 57	55	55	55
Hitch Rating/Tongue Weight	5000/500	5000/500	5000/500	7500/750	7500/750	7500/750
Length - Bumper To Bumper	24'-6" • 25'	23'-10" • 24'-4"	24'-6" • 25'	29'-4"	31'-5"	32'-3"
Exterior Height With A/C	11'-3"	11'-3"	11'-3"	11'-4"	11'-3"	11'-3"
Exterior Width	101"	101"	101"	101"	101"	101"
Interior Width	95.5"	95.5"	95.5"	95.5"	95.5"	95.5"
Interior Height Front/Rear	84"/77"	84"/77"	84"/77"	84"	84"/77"	84"/77"
Fresh/Grey/Black Water (Gal.)	44/39/39	35/32/27	44/39/39	44/33/32	44/39/39	44/39/39
L.P. Capacity (Lbs.)	41	41	41	41	41	41
Awning Length	15'-6"	14'	15'-6"	12'-6"	15'-6"	11'
Water Heater (Gal.)	6	6	6	6	6	6
Exterior Storage (Cu. Ft.)	61	32	61	45.9	102	80





2861DS shown with Black Diamond Walnut cabinetry and Marble decor.

CLASSIC TOP FEATURES

- Lane detection monitoring system
- 7' Ceiling height
- Crowned, laminated fiberglass roof
- Trekker cap option with built-in entertainment center and storage IPO overhead bunk
- 2" Thick gel coat sidewalls with lightweight composite waterproof material
- EZ Ryde premium suspension system includes Bilstein shocks, Firestone Ride-Rite™ air springs and Hellwig sway bar
- Heated enclosed tanks
- Water filtration system
- Electric awning with LED lights
- Integrated entry step
- Valve extensions for rear tires
- 7,500 Lb. tow rating (Ford only)
- Two cab-over windows (Bunk area)
- Upgraded appliances with 1.3 cu. ft. convection microwave
- 10.7 Cu. Ft. 12V refrigerator
- 40" 12V LED TV (32" on 3011DS)
- Standard side view and back-up cameras
- Slide out awning toppers
- Premium in-dash CarPlay/Android Play stereo
- Maxx Air multi-speed power fan with cover
- Solar prep
- Optional solar powered 12V charging system (Additional panels can be easily added)
- Optional 12V theater seating

Classic shown with seamless front cap for enhanced aerodynamics and two large overhead bunk windows for pass-through ventilation.

CLASSIC PREMIUM CAMPING PACKAGE

Every Classic model includes this package.

- EZ Ryde premium Suspension System (N/A Chevy)
- Lane detection monitoring system
- Undermount stainless steel 1.3 cu. ft. convection microwave
- 10.7 Cu. ft. 12V refrigerator
- Heated remote exterior mirrors
- Back-up camera/side view cameras with monitor
- 12V bedroom TV
- In-dash CarPlay/Android Play radio
- Winegard Air 360+ antenna with Gateway 4G WiFi capability
- Slide room toppers
- Ultra leather driver/passenger seating
- Fiberglass running boards
- LP Quick connect
- 15,000 BTU ceiling ducted, ultra quiet roof air with heat pump





3051S the optional Trekker cap includes a storage-friendly entertainment center. Shown in Vermont Oak.

ENJOY MORE



2441DS spacious rear bath with a glass door and integrated shelving in the shower surround, plus exceptional closet storage.



All Classic floorplans are available with the B+ Trekker cap option that eliminates the overhead bunk for improved performance. Shown with Midnight Blue full body paint.



SAFE, COMFORTABLE DRIVING FEATURES

LANE DETECTION MONITORING SYSTEM

(N/A on LE and Transit models)

- NEW Voyager® VBSD1 Blind Spot Detection System
- Specifically engineered to enhance Class C motorhome safety
- Visual and audible alerts warn drivers of obstacles not visible in the rear view mirror
- Uses radar detecting sensors on the rear corners of the motorhome that communicate with LED beacons in the cab
- Beacons remain lit until the blind spot is clear
- Beacon flashes with an audible alert when turn signal is engaged



EZRYDE SUSPENSION SYSTEM

Our upgraded suspension system enhances comfort and performance for a more enjoyable drive. The system includes: Bilstein® Shocks, Hellwig RV Sway Bars and Firestone Ride-Rite Air Springs Available on Classic models, built on Ford E-450. (N/A on Chevy)



Hellwig RV Sway Bar Advantages

- Increase driving stability at highway speeds and reduce the effects of crosswind
- Improve traction and cornering abilities for safer driving
- No more white knuckle driving
- Most effective handling upgrade available for RVs
- Lifetime warranty



Bilstein® Shock Advantages

- Monotube gas pressure shock absorbers virtually eliminate excessive sway and bounce
- Tested and tuned for your specific motorhome, for a safe and enjoyable ride
- Improved handling and consistent performance
- 228% Larger piston creates greater sensitivity and tighter vehicle control
- Lifetime warranty

Firestone Ride-Rite Advantages

- Adjustable air springs provide an improved ride, and a better way to balance loads

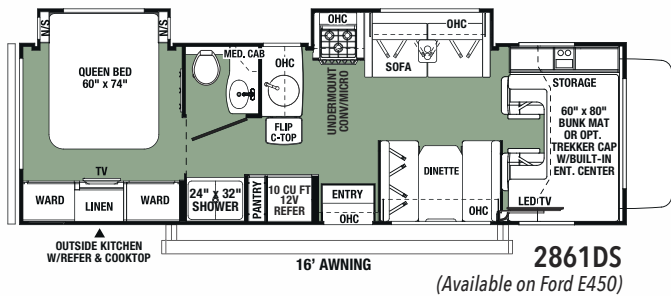
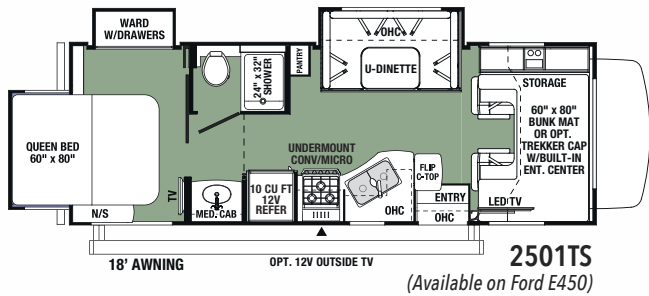
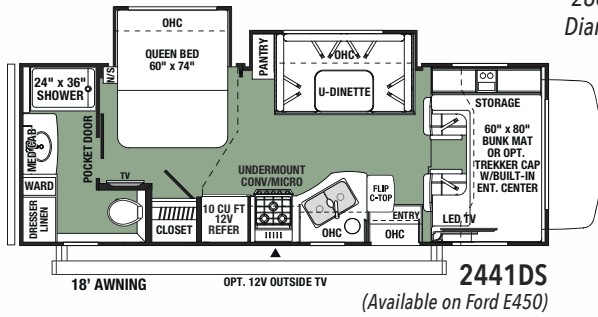


FORESTER

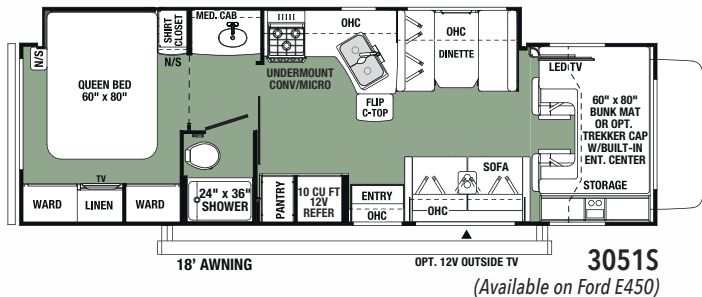
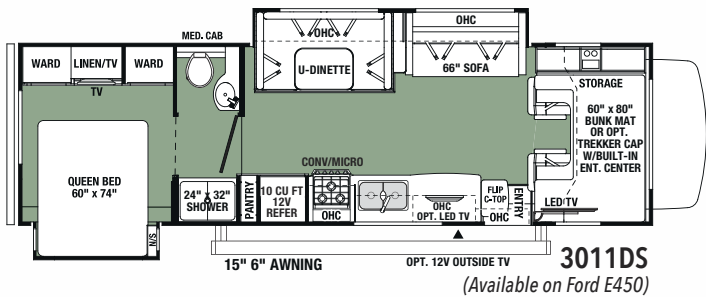
BY FOREST RIVER



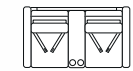
2861DS shown with Black Diamond Walnut cabinetry and Marble decor.



2861DS Shown with outside kitchen, including an electric induction cooktop.



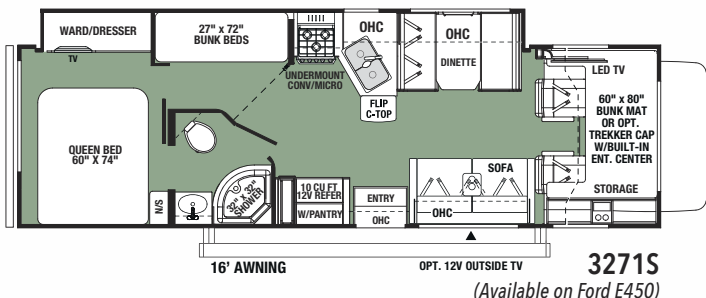
OPTION



12V POWER THEATER SEATING



Optional 12V power theater seating with adjustable foot rests. (Classic, MBS)



GVWR (Gross Vehicle Weight Rating) - is the maximum permissible weight of the unit when fully loaded. It includes all weights, inclusive of all fluids, occupants, cargo, optional equipment and accessories. For safety and product performance do NOT exceed the GVWR.
 GCWR (Gross Combined Weight Rating) - is the maximum permissible loaded weight of your motor home and any towed trailer or towed vehicle. Actual GCWR of this vehicle may be limited by the sum of the GVWR and the installed hitch receiver maximum capacity rating; see hitch rating label for detail.
 GAWR (Gross Axle Weight Rating) - is the maximum permissible weight, including cargo, fluids, optional equipment and accessories that can be safely supported by each axle.
 UVW (Unloaded Vehicle Weight)* - is the typical weight of the unit as manufactured at the factory. It includes all weight at the unit's axle(s), including full fuel, all fluids and LP Gas. The UVW does not include cargo, fresh potable water, additional optional equipment or dealer installed accessories.
 *Estimated Average based on standard build optional equipment.
 CCC (Cargo Carrying Capacity)** - is the amount of weight available for fresh potable water, cargo, passengers, additional optional equipment and accessories. CCC is equal to GVWR minus UVW. Available CCC should accommodate fresh potable water (8.3 lbs per gallon). Before filling the fresh water tank, empty the black and gray tanks to provide for more cargo capacity.
 **Estimated average based on standard build optional equipment.
 Each Forest River RV is weighed at the manufacturing facility prior to shipping. A label identifying the unloaded vehicle weight of the actual unit and the cargo carrying capacity is applied to every Forest River RV prior to leaving our facilities. The load capacity of your unit is designated by weight, not by volume, so you cannot necessarily use all available space when loading your unit. Actual towing capacity is dependent upon your particular loading and towing circumstances, which includes the GVWR, GAWR and GCWR as well as adequate trailer brakes. Please refer to the Operator's Manual of your vehicle for further towing information.

PAINT OPTIONS



STANDARD Exterior graphics



DIABLO RED Full body paint



MIDNIGHT BLUE Full body paint,
shown with the optional Trekker cap

FORD CLASSIC	2441DS	2501TS	2861DS	3011DS	3051S	3271S
Wheelbase	182"	182"	202"	220"	220"	220"
GVWR	14500	14500	14500	14500	14500	14500
GAWRR	9600	9600	9600	9600	9600	9600
GAWRF	5000	5000	5000	5000	5000	5000
UVW	11690	11873	12500	12780	12910	12917
GCWR	22000	22000	22000	22000	22000	22000
CCC	2810	2627	2000	1720	1590	1583
Fuel Capacity (Gal.)	55	55	55	55	55	55
Hitch Rating/Tongue Weight	7500/750	7500/750	7500/750	7500/750	7500/750	7500/750
Length - Bumper To Bumper	27'-1"	27'-1"	30'-9"	32'-3"	31'-11"	31' - 11"
Exterior Height With A/C	11'-3"	11'-3"	11'-3"	11'-3"	11'-3"	11'-3"
Exterior Width	101"	101"	101"	101"	101"	101"
Interior Width	95.5"	95.5"	95.5"	95.5"	95.5"	95.5"
Interior Height Front/Rear	84"/77"	84"/77"	84"/77"	84"/77"	84"/77"	84"/77"
Fresh/Grey/Black Water (Gal.)	44/39/39	44/39/39	44/39/39	44/39/39	44/39/39	44/39/39
L.P. Capacity (Lbs.)	41	41	41	41	41	41
Awning Length	18'	18'	14'	15' - 6"	18'	16'
Water Heater (Gal.)	6	6	6	6	6	6
Exterior Storage (Cu. Ft.)	50	50	62.5	101.7	81.8	81.8

CABINTRY




VERMONT OAK



**BLACK
DIAMOND
WALNUT**

DECOR

MARBLE



FIELDSTONE



Check us out at: www.forestriverinc.com/forester

ALL NEW FROM FORD



- Ford 7.3L V8 premium engine
- 6-Speed Ford TorqShift® automatic transmission
- 350 HP with 468 lb.-ft. of torque

ENHANCE YOUR COOL

OPTIONAL DUAL AIR CONDITIONING SYSTEM

(Available on 2861DS, 3011DS, 3051S, 3271S)

- Power shedding system allows smooth operation on a 30 AMP service



OPTIONAL ROOF-MOUNT SOLAR CHARGING SYSTEM UPGRADE AVAILABLE

WHY ADD SOLAR?



SAVINGS

Extends battery life by 50%



ZERO FUEL

No generator required to run



QUIET

Alternative to generators



RENEWABLE

and safe power source

POWERFUL SOLAR CHARGING KIT

- Freedom to explore off-grid locations
- High-efficiency monocrystalline solar panel
- Easily expandable
- Includes additional 12V house battery

DIGITAL SOLAR CONTROLLER

- Produces more charging power
- Displays solar charge and battery capacity



Large panoramic windows with black-out shades for plenty of fresh air and natural light.



12V 4-Port USB charging station (Living room/bedroom, N/A LE)



Cordless charging plate



10.7 Cu.Ft. 12V Refrigerator



LED lights generate almost no heat compared to incandescent lights and use substantially less power.



Winterizing tube provides easy access for quick maintenance includes bypass valve. (N/A 2251SLE, 2551DSLE)



Forester is equipped with a residential mattress for a good night's sleep.



Outside speakers

This compact unit filters water for the entire coach, eliminating unwanted contaminants and odors, ensuring safe drinking water for you and your family. (N/A LE)



7,500 Lb. Tow capacity (Ford E450)



Forester is appointed with rich residential style cabinetry with soft touch self-closing drawers.



Winegard Air 360+ amplified omni antenna with Gateway 4G WiFi capability can be used while in motion or parked.



Two batteries in a single housing for easy access. (One battery in LE and Transit)



High pressure, oxygen infused shower head conserves water, energy and tank life.



Optional 12V power theater seating with adjustable foot rests (Classic, MBS).



Durable, easy to clean (R-18) crowned fiberglass roof sheds water and doesn't cause black streaks like a rubber roof.



Heated/enclosed holding tanks use warm air from the furnace to protect tanks and valves. (N/A 2251SLE, 2551DSLE, MBS and Transit)



15,000 BTU ceiling ducted, ultra quiet roof air conditioner with heat pump (Heat pump N/A - Dual AC option, Transit Series)



Forester's entry step is integrated into the sidewall. No more slippery, or damaged power steps. (N/A MBS)



Comfortable sofa with a drink tray converts to a convenient sleeping area.



Extend and retract the power awning with LED lights at just the push of a button. Both arms are adjustable to get just the right angle.



Built-in step well lock box adds security. (N/A Transit)



The 9" touch screen in-dash stereo system pairs up with your smart phone for access to Apple CarPlay/Android Play GPS and other applications. (N/A on LE, MBS and Transit)




Optional exterior entertainment center (NA LE and Transit)



Maxx Air multi-speed power fan recirculates air throughout the entire coach.



This holding tank vent cap eliminates odors and gases from the holding tanks and exhausts them out the roof, without the use of costly chemicals.



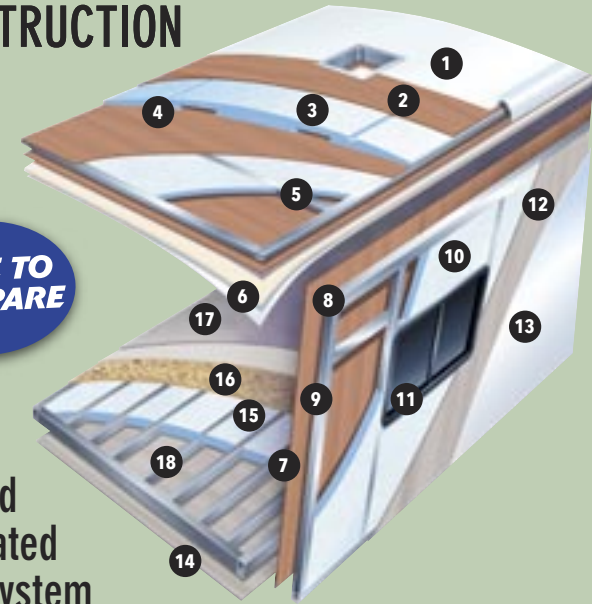
Progressive Dynamics patented 4-stage Charge Wizard® converter system has been shown to increase battery life by 2 to 3 times or more. It constantly monitors battery usage and voltage, then selects one of four operating modes to properly charge and maintain the battery. Boost, Normal, Storage and Equalization.

INTERACTIVE MOBILE MANUALS

Download our mobile app or visit our dynamic online manual to enhance your ownership experience. These interactive options provide incredible ease and insight into use, maintenance and enjoyment of your Forester product. Ranging from "How-To" videos, pictures and illustrations of various components, systems and features, to fully searchable content and downloadable PDFs for individual component owner's manuals, answers are always just a click away. View the online manual at www.forestriverinc.com/ownersmanuals, or download our FREE app from the App Store or Google Play!



CONSTRUCTION



Multi-Layered Laminated Roof System

- | | |
|----------------------------|------------------------------|
| 1. Crowned Fiberglass Roof | 4. A/C Ducts |
| 2. Lauan Decking | 5. Tubular Aluminum Framing |
| 3. Block Foam Insulation | 6. Interior Ceiling Material |

Vacuum-Bond Laminated Sidewalls

- | |
|---|
| 7. Decorative Interior Wall Board |
| 8. Tubular Aluminum Framing |
| 9. EGS Metal Backers |
| 10. Block Foam Insulation |
| 11. Opening Framed In Aluminum |
| 12. Lightweight Composite Waterproof Material |
| 13. Gelcoat Fiberglass Exterior |

Vacuum-Bond Laminated Floor System

- | | |
|-----------------------------|--------------------------------------|
| 14. Fiberglass Bottom Board | 17. Resilient Shaw Floors Throughout |
| 15. Block Foam Insulation | 18. Aluminum Framing |
| 16. Seamless Floor Decking | |



Strong, SuperLite Walls

All Forester models use SuperLite composite instead of a wood substrate on the sidewalls. It is lightweight, formaldehyde free and is not affected by moisture.



FORESTER
2" Wall with Block Foam and SuperLite (R-10) (Ford & Chevy only)



Mercedes-Benz

MERCEDES-BENZ® SERIES

The quality you've come to expect, paired with a fuel efficient diesel platform.



2401Q shown with standard power leather swivel seats and booster cushions.

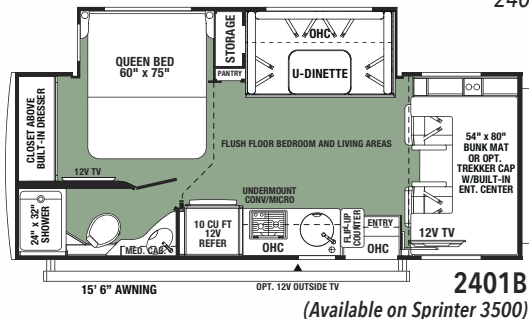


MBS TOP FEATURES

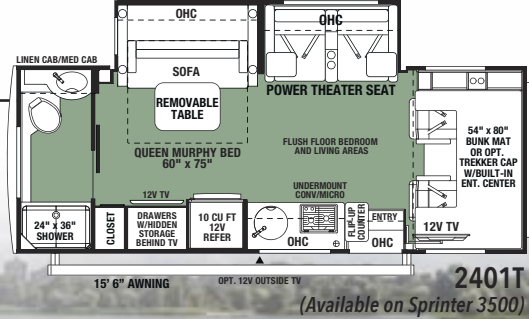
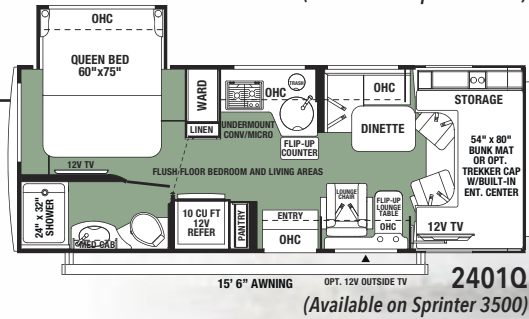
- Lane detection monitoring system
- Multiplex smart phone remote and monitor system
- Trekker cap option with built-in entertainment center and storage IPO overhead bunk
- Swivel driver and passenger seats with removable table
- 10.7 Cu. ft. 12V refrigerator
- Upgraded appliances with 1.3 cu. ft. convection microwave
- Adjustable, electric awning with LED light strip
- Crowned, laminated fiberglass roof
- Standard side view and back-up camera
- Water filtration system
- TruTank accurate tank level monitoring system
- Programmable automatic generator start
- Gel coat sidewalls with "Superlight" composite
- Standard rear stabilizer jacks
- Slide out awning toppers
- Optional 3.2KW diesel generator
- Optional solar powered 12V charging system
- Optional 4-Point hydraulic auto-leveling system

BLUETEC DIESEL ENGINE

BlueTec SCR Technology is one of the world's cleanest diesel engines, delivering more power, while producing fewer emissions. The 3.0l V-6 engine boasts 188 hp and 325 lb-ft of rated torque.



2401T Murphy bed shown here with Vermont Oak cabinetry and Platinum decor.



MBS PREMIUM CAMPING PACKAGE

Every MBS model includes this package.

- Undermount 1.3 cu. ft. stainless steel convection microwave
- Lane detection monitoring system
- Smart phone in-coach remote system
- 10.7 Cu. ft. 12V refrigerator
- Back-up camera/side view cameras with overhead rear view mirror monitor
- Winegard Air 360+ antenna with Gateway 4G WiFi capability
- 12V bedroom TV
- Slide room toppers
- Rear stabilizer jacks
- Leather driver/passenger swivel seating with boosters
- Solid surface kitchen countertops
- Fiberglass running boards
- LP Quick connect
- 15,000 BTU ceiling ducted, ultra quiet roof air with heat pump



FORESTER MBS	2401B	2401Q	2401T
Wheelbase	170.3"	170.3"	170.3"
GVWR	11030	11030	11030
GAWRR	7720	7720	7720
GAWRF	4080	4080	4080
UVW	9951	9948	10101
GCWR	15250	15250	15250
CCC	1079	1082	929
Fuel Capacity (Gal.)	26.4	26.4	26.4
Hitch Rating/Tongue Weight	4200/420	4200/420	4200/420
Length - Bumper To Bumper	25'-5"	25'-5"	25'-5"
Exterior Height With A/C	11'-3"	11'-3"	11'-3"
Exterior Width	94.5"	94.5"	94.5"
Interior Width	91"	91"	91"
Interior Height Front/Rear	81"	81"	81"
Fresh/Grey/Black Water (Gal.)	35/32/32	35/32/32	35/32/32
L.P. Capacity (Lbs.)	56	56	56
Awning Length	15'-6"	15'-6"	15'-6"
Water Heater (Gal.)	6	6	6
Exterior Storage (Cu. Ft.)	42.3	30.8	28.7

Both MBS and Transit models are available with standard graphics and a choice of two full body paint schemes.



STANDARD Exterior graphics shown on Ford chassis



OBSIDIAN Full body paint shown on MBS



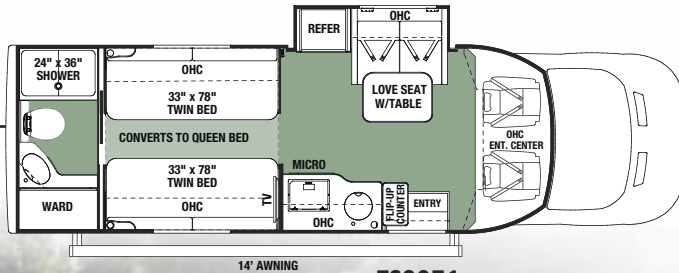
TRANSIT SERIES

The ultra-light Forester TS is engineered for fuel efficiency with eco-friendly building materials

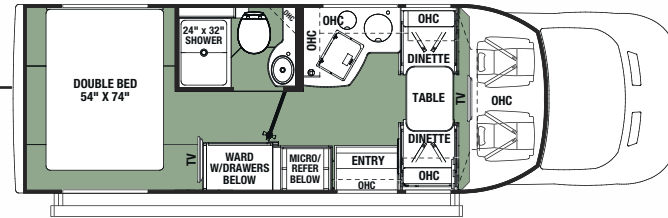
- Engineered for fuel efficiency
- Ford EcoBoost 3.5L V6 EcoBoost gas engine with Ford port fuel/direct injection (PFDI)
- 275 HP with 262 lb.-ft. of torque
- 10 Speed automatic transmission



TS2381 shown in Black Diamond Walnut cabinetry with Slate decor.



14' AWNING
TS2371
(Ford EcoBoost 3.5L gas engine)




14' AWNING
TS2381
(Ford EcoBoost 3.5L gas engine)



TRANSIT TOP FEATURES

- Ultra-light, eco-friendly building materials
- Frameless windows
- Class-leading, pass-through storage
- Residential style cabinetry
- 12V LED TV
- 5.3 Cu. ft. Eurostyle refrigerator operates on 12V/110/LP
- Undermount .9 cu. ft. convection microwave
- 8" Touch screen Ford Sync radio
- All enclosed bathrooms with privacy door (No wet baths)
- Passenger swivel seat
- Back-up and side view cameras
- Power awning with LED light strip

- Exterior speakers
- Interior surround sound entertainment system
- Truma Combi electric heat and high efficiency water heater
- TS2371 includes power twin beds that convert into a queen size bed
- Optional all wheel drive



SLATE DECOR



PEWTER Full body paint shown on Transit

FORESTER TS	TS2371	TS2381
Wheelbase	178	178
GVWR	10360	10360
GAWRR	7275	7275
GAWRF	4130	4130
UVW	8714	8145
GCWR	13500	13500
CCC	1646	2215
Fuel Capacity (Gal.)	25	25
Length - Bumper To Bumper	26'-1"	25'-6"
Exterior Height With A/C	10'-5"	10'-5"
Exterior Width	87"	87"
Interior Width	84"	84"
Interior Height Front/Rear	78"	78"
Fresh/Grey/Black Water (Gal.)	35/30/28	35/30/30
L.P. Capacity (Lbs.)	41	41
Awning Length	15'	15'
Water Heater (Gal.)	2.5	2.5
Exterior Storage (Cu. Ft.)	30.5	29

STANDARD FEATURES & OPTIONS

O: OPTION • S: STANDARD • -: NOT APPLICABLE

WARRANTY	LE	CL	MBS	TS
12 Months/12,000 mile basic limited warranty	S	S	S	S
Chassis warranty (see owners manual)				
SYSTEMS	LE	CL	MBS	TS
Battery disconnect	S	S	S	S
Water heater bypass	S	S	S	S
(2) Deep cycle coach batteries	O	S	S	-
(1) Deep cycle coach battery	S	-	-	S
LED lighting	S	S	S	S
Easy Access battery in step-well	S	S	S	S
Built-in step well lock box adds security	S	S	S	-
30 Amp service with power cord	S	S	S	S
60 Amp Progressive Dynamics converter	S	S	S	S
6 Gallon DSI gas/electric water heater	S	S	S	-
30,000 BTU furnace	S	S	S	-
Truma Combi water heater/furnace	-	-	-	S
Emergency start switch	S	S	-	S
Satellite/cable connection	S	S	S	S
13,500 BTU ceiling ducted high efficiency roof air	-	-	-	S
15,000 BTU ceiling ducted, ultra quiet roof air with heat pump (N/A w/dual AC option)	S	S	S	-
4.0 KW Gas generator (Ford only)	S	S	-	-
3.6 KW LP generator (Mercedes only)	-	-	S	-
2.8 KW Gas generator (Only available on gasoline model)	-	-	-	S
EZ Ryde upgraded suspension system (Ford only)	-	S	-	-
Water filtration system	-	S	S	S
Heated, enclosed holding tanks and valves (N/A 2251SLE, 2551DSLE)	S	S	-	-
Arctic Package (12V tank heaters)	O	O	S	O
Optional dual A/C with power shedding system (Most models)	-	O	-	-
CO, LP and smoke detector	S	S	S	S
Winegard Air 360+ digital antenna	S	S	S	S
Gateway 4G WiFi capability	-	S	S	S
Firefly multiplex monitoring system with smart phone remote	-	-	S	-
TruTank tank level monitoring system	-	-	S	-
Side-mounted solar prep connection (N/A with roof-mounted solar)	S	S	S	S
190 Watt roof-mounted solar powered 12V charging system (IPO side-mounted charger prep)	O	O	O	O
EXTERIOR	LE	CL	MBS	TS
2" Aluminum framed laminated sidewalls	S	S	-	-
1.5" Aluminum framed laminated sidewalls	-	-	S	S
SuperLite composite substrate	S	S	S	S
Gel Coat exterior fiberglass	S	S	S	S
Block foam insulation	S	S	S	S
Power patio awning with LED light strip	S	S	S	S
Slide-out awnings	S	S	S	S
Fiberglass roof	S	S	S	S
One-piece fiberglass front cap	S	S	S	S
Roto-cast storage compartments	S	S	S	S
Driver side security light	-	S	S	-
Fiberglass running boards	-	S	S	S
Aluminum running boards	O	-	-	-
Tinted sliding windows	S	S	-	-

EXTERIOR	LE	CL	MBS	TS
Tinted frameless windows	-	-	S	S
Heated, remote exterior mirrors	-	S	S	-
7,500 Lbs. hitch, 7-pin connector (E450)	S	S	-	-
5,000 Lbs. hitch, 7-pin connector (Chevy/E350)	S	S	-	-
4,200 Lbs. hitch, 7-pin connector	-	-	S	-
Spare tire	-	S	-	S
Integrated entry step	S	S	-	S
Power entry step	-	-	S	-
Automatic leveling system (4-point) (N/A on Chevy 2501TS only)	O	O	O	-
Stabilizer jacks (2-point)	-	-	S	-
LP quick connect	-	S	S	S
Full body paint	-	O	O	O
Outside shower	-	S	S	S
Outside 12V LED TV (See floorplans)	-	O	O	-
Black tank flush	S	S	S	S
CAB AREA	LE	CL	MBS	TS
9" Touch screen CarPlay/Android radio with USB and Bluetooth (MBS - 10")	-	S	S	S
Power windows and door locks	S	S	S	S
Keyless entry (N/A Chevy)	S	S	S	S
Color back-up camera with rear view monitor	S	S	S	S
Side view cameras	S	S	S	S
Swivel driver seat (Ford only)	-	O	-	S
Power driver seat (Ford only, N/A with swivel option)	-	O	-	-
Swivel passenger seat (Ford only)	-	O	-	S
Ultra leather driver and passenger seats (N/A Chevy)	-	S	-	-
Power leather swivel driver and passenger seats	-	-	S	-
KITCHEN	LE	CL	MBS	TS
Recessed 3-burner range with flush glass cover	S	S	-	-
Recessed 2-burner range with flush glass cover	-	-	S	S
1.3 Cu. ft. convection microwave (Transit - .9 cu. ft.)	S	S	S	S
10.7 Cu. ft. 12V refrigerator	S	S	S	-
5.3 Cu. ft. lightweight LP/Electric 110V refrigerator	-	-	-	S
Soft touch self-closing drawer guides	S	S	S	S
Cordless 12V charging plate	S	S	S	-
BATHROOM	LE	CL	MBS	TS
Electric roof fan	S	S	S	S
Oxygen-infused shower head with flexible extension	S	S	S	S
Motion sensor light	-	S	S	S
Shower skylight	S	S	S	S
BEDROOM	LE	CL	MBS	TS
Black-out roller shades	S	S	S	S
12V Bedroom TV	-	S	S	S
LIVING ROOM	LE	CL	MBS	TS
Convertible dinette for additional sleeping capacity	S	S	S	-
Theater seats (Standard on 2401T MBS)	-	O	O	-
Black out roller shades	S	S	S	S
12V LED flat panel adjustable side TV	S	S	S	S
Child seat head tethers in dinette	S	S	S	-
Maxx Air multi-speed power fan with cover	S	S	S	S
12V USB charging station	-	S	S	S



PRE-DELIVERY INSPECTION FACILITY

20,000 square feet of quality assurance. The bare essentials for a premium product. This state-of-the-art facility gives immediate daily feedback to production for quality assurance in every unit built.

24/7 EMERGENCY ROADSIDE ASSISTANCE WITH VEHICLE PURCHASE*

TOWING JUMP-STARTS TIRE CHANGES FLUID DELIVERY LOCKOUT SERVICE	WINCH-OUT MOBILE MECHANIC TECHNICAL SUPPORT DEALER LOCATOR SERVICES
--	--

*VALID FOR 1 YEAR FROM DATE OF PURCHASE

Learn More
Scan this barcode using a QR Reader on your smart phone to learn more about Forest River.

A Berkshire Hathaway company.

All information contained in this brochure is believed to be accurate at the time of publication. However, during the model year, it may be necessary to make revisions and Forest River, Inc., reserves the right to make all such changes without notice, including prices, colors, materials, equipment and specifications as well as the addition of new models and the discontinuance of models shown in this brochure. Therefore, please consult with your Forest River dealer and confirm the existence of any materials, design or specifications that are material to your purchase decision.

©2021 Forester - a Division of Forest River, Inc. - a Berkshire Hathaway Company 10/21

CUSTOMER SATISFACTION

www.ForestRiverBuyLocal.com

Find us on Facebook

FREE MEMBERSHIP
to Forest River Owners' Group

www.forestriverfrog.com

FORESTER

BY FOREST RIVER

Visit: www.forestriverinc.com/forester
 914 CR 1 • Elkhart, In 46514 • 574.262.2212 • 800.445.2825
 Your Local Forester Dealer