

2022 CATALOG

ALUMINUM AND FIBERGLASS BOATS



LUND[®]
THE ULTIMATE FISHING EXPERIENCE

BUILT BY FISHERMEN FOR FISHERMEN



From 1948 to today, Lund's tradition of building innovative and top-quality boats continues. Built by fishermen for fishermen, our boats are created for whatever your adventures may be. Explore the entire Lund fleet and build your new boat at lundboats.com.



EXPLORE THE LINEUP

Lund® offers boats of legendary quality for angling, recreation, and work on the water. Whether you troll the Great Lakes for walleye, cast for bass in the reservoirs of the south, or just relax with the family on your local lake, there's a Lund to exceed your expectations.

Read more about F.I.S.H. and the Lund difference on pages 4-9.

10 CORE FISHING

Baron®	12
Tyee®	14
Tyee® Limited	16
Tyee® Magnum	18
Tyee® GL	19
Pro-V Limited	20
Pro-V	22
Pro-V Musky XS	24
Pro-V GL	26
Pro Guide	28
Fisherman	30
Rebel XL	32
Angler	34
Fury	36

38 BASS & CRAPPIE

Pro-V Bass XS	40
Renegade	42

44 FISH & SPORT

Crossover XS	46
Impact XS Sport	48
Impact XS SS	50
Adventure	52

54 UTILITY & HUNTING

Predator	56
Alaskan	59
SSV	62
WC	63
A	64
Jon	65

66 EXTRAS

Trailers	66
Tops & Covers	67
SportTrak™	68
Seating	69

70 OPTIONS

Aluminum	70
Fiberglass	71
Color Chart	72
Comparisons	74

76 MORE DETAILS

Engines	76
Apparel & Gear	77
Fishing Camp	78
Warranty	79



THE LUND DIFFERENCE

F.I.S.H. stands for the four premium attributes found on all Lund® boats. From the attention to detail of our **Fit and Finish** to the precise performance of the **IPS Hull**, to optimized **Storage** for tackle and gear and maximized **High Resale** value, every Lund packs in the features that have kept anglers and families coming back for more than seven decades.

F

FIT AND FINISH

Meticulous craftsmanship from design to production yields the highest quality boat.

I

IPS HULL

Integrated Power Strake (IPS®) hulls plane fast, run dry and smooth, and maintain superior stability.

S

STORAGE

Optimized, protected storage in all available space lets you pack everything you need.

H

HIGH RESALE

One of the highest resale values in fishing boats with Lund's Lifetime Limited Warranty.

[LEARN MORE AT LUNDBOATS.COM](https://www.lundboats.com)



FIT AND FINISH

The difference is in the details—careful design and purpose-driven layout provide a great-looking, highly functional boat. Find out more about these finely-crafted boats at lundboats.com.



CRAFTSMANSHIP

Lund® boats are built by hand with the attention to detail that only seven decades of experience can impart. They have been built in the New York Mills, MN facility, named one of Minnesota's Top Workplaces for the second consecutive year, by generations of boat-building families for seven decades, and the quality can be seen in every boat that leaves the plant.



LAYOUT

Lund boats are designed to perform—with ease of interior mobility and strategic storage built into each model. From fishing-feature accessibility to family-friendly floor plans, these boats shine in any on-the-water situation.



PREMIUM MATERIALS

Hand-selected raw materials provide a lifetime of great looks and durability. Marine-grade 5052 aluminum is the same that is used in military and commercial aircraft construction. Premium vinyl upholstery is formulated to last through years of splashes and sun. And automotive-grade paint finishes provide excellent durability plus long-lasting great looks.

IPS HULL

Our hulls are defined by optimal performance, tradition, quality craftsmanship and meticulous standards. Lund's exclusive Integrated Power Strake (IPS®) hulls plane fast, run dry and smooth, keep you comfortable, and maintain superior stability. Read more about these groundbreaking hull designs at lundboats.com.



REVERSE CHINES

With unmatched cornering ability and control, reverse chines improve stability when moving from side to side in the boat and provide a sense of security when traversing rough water.



FLAT PAD

The flat center pad at the stern delivers non-turbulent water to the motor for peak performance. It also reduces bow lift, resulting in quicker holeshot.



CENTER KEEL

Lund's pronounced center keel keeps your boat tracking true and helps it react instantly, giving you the ability to maneuver with precision.



REVERSE CHINES

INTEGRATED POWER STRAKE (IPS®)

FLAT PAD

CENTER KEEL



OPTIMAL USE OF SPACE
Lund uses every possible cubic inch of under-deck space to maximize tackle and gear storage.

SPORTTRAK™
Mount and relocate rod holders, cup holders and even downrigger brackets anywhere along the side of your boat.

LIVEWELLS
Multiple fish-protecting livewells on select models for ease of access and separating species.

ROD STORAGE
Secure storage for multiple baitcast and spinning combos keeps you organized and ready to target any species.

S STORAGE

Generous storage throughout every Lund® maximizes space for your specific on-the-water activity. Extended rod storage, massive livewells, and weather-resistant spaces for food, drink, PFDs and clothes help organize your day on the water for memorable outings every time. Explore the massive storage capacities of Lund boats at lundboats.com.



UNDER-CONSOLE STORAGE
Convenient storage under the driver and passenger consoles lets you stow personal items and additional fishing gear in an easily-accessible area.

H HIGH VALUE

The ultimate proof of quality is the perennially high resale value of Lund boats. Often, used prices are quite close to new—if you can even find a used Lund. This is due to the confidence boaters have in the proven durability of the legendary Lund brand. Many Lund owners never re-sell their boats—choosing instead to pass them down to future generations. See why our boats retain their value so well at lundboats.com.

WARRANTY
Warranties include lifetime warranty on transoms, double-riveted seams, flooring and related materials and labor, 3-year 100% bow-to-stern parts and labor coverage (ask your dealer for details), and transferable 10-year pro-rated warranty for second owner. See page 79 for more warranty information.



CORE FISHING

LEGENDARY FISHING FOR MORE THAN SEVEN DECADES

Since Howard Lund built his first boat in 1948, the name Lund® has been synonymous with rugged durability and superior fishability. From the classic 16' Angler to the formidable 23' Baron, there's a Lund for any type of fishing on any water, whether you fish the sleepy sloughs of the south or the majestic depths of the Great Lakes.

BARON®

TYEE®

TYEE® LIMITED

TYEE® MAGNUM

TYEE® GL

PRO-V LIMITED

PRO-V

PRO-V MUSKY XS

PRO-V GL

PRO GUIDE

FISHERMAN

REBEL XL

ANGLER

FURY

BUILD YOUR BOAT AT [LUNDBOATS.COM](https://www.lundboats.com)





BARON®

2275

Our flagship fishing boat has more of everything—more storage, more fishing features, more power, more seating—which translates to more fish in the boat and more family fun on the water.




LUND

“ For our big water here, there isn't a better built boat.”

– John D., Green Bay, WI

1. In-floor rod storage for 10 rods: (5) 9', (5) 8' 6"
2. Aft platform provides comfortable flip-up seating
3. Walk-way storage offers convenient and easy access for smaller items.



2275 BARON

Length	Beam	Maximum HP	Maximum Capacity	Transom Height	Fuel	Livewell Systems	Maximum Rod Storage	Seats
22' 9"	102"	400	2,950 lbs. 12 people	25"	70 gal	Bow 25"/9 gal Aft 38"/24 gal	10'	4



2275

TYEE®

2075 | 1975 | 1875

Family favorites that combine ample storage, lots of seating, and loads of fishing features in roomy, comfortable boats for those that love fishing and fun.



2075 Tyee in Black / Silver Stone with standard graphics



1. Optional suspension seat
2. Added storage capacity below aft jump seats
3. In-floor lockable rod storage holds 10 rods: (4) 8', (6) 7' 6"
4. Roomy custom console offers easy-to-read gauges and accommodates electronics and personal items



2075



1975



1875



	Length	Beam	Maximum HP	Maximum Capacity	Transom Height	Fuel	Livewell Systems	Maximum Rod Storage	Seats
2075 TYEE	20' 8"	99.5"	250	2,350 lbs. 9 people	25"	50 gal	Bow 25"/9 gal Aft 38"/24 gal	9'	4
1975 TYEE	19' 10"	98"	225	2,150 lbs. 9 people	25"	40 gal	Bow 25"/9 gal Aft 38"/24 gal	9'	3
1875 TYEE	18' 10"	98"	200	1,950 lbs. 8 people	25"	40 gal	Bow 25"/9 gal Aft 38"/24 gal	8'	3

TYEE® LIMITED

2075 | 1975 | 1875

Exclusive features include graphics packages, custom black consoles, clearcoat paint, limited interior accents, limited trailer and more.



2075



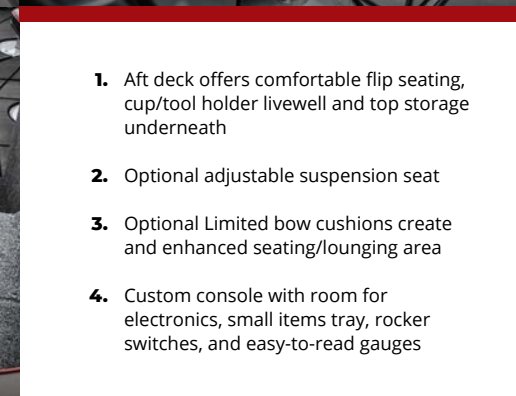
1975



1875



IPS [®]	Length	Beam	Maximum HP	Maximum Capacity	Transom Height	Fuel	Livewell Systems	Maximum Rod Storage	Seats
2075 TYEE LIMITED	20' 8"	99.5"	250	2,350 lbs. 9 people	25"	50 gal	Bow 25"/9 gal Aft 38"/24 gal	9'	4
1975 TYEE LIMITED	19' 10"	98"	225	2,150 lbs. 9 people	25"	40 gal	Bow 25"/9 gal Aft 38"/24 gal	9'	4
1875 TYEE LIMITED	18' 10"	98"	200	1,950 lbs. 8 people	25"	40 gal	Bow 25"/9 gal Aft 38"/24 gal	8'	4



1. Aft deck offers comfortable flip seating, cup/tool holder livewell and top storage underneath
2. Optional adjustable suspension seat
3. Optional Limited bow cushions create and enhanced seating/lounging area
4. Custom console with room for electronics, small items tray, rocker switches, and easy-to-read gauges

1975 Tyee Limited in Black freeboards / Gunmetal bottom with complete clearcoat

TYEE[®] MAGNUM

2075

A big fishing boat for big water, the Tyee[®] Magnum provides big water safety and cockpit space for all your guests.



2075 Tyee Magnum in Heritage Red / Black with standard graphics

FIBERGLASS

TYEE[®] GL

189

Premium Fishing and family-pleasing machines, the fiberglass Tyee GL balances professional angling features with recreational amenities to satisfy the whole crew.



189 Tyee GL in Burgundy / Gunmetal / Gunmetal

1. Lockable port cockpit side rod storage with organizer tubes
2. Port console with storage and cup holders with integrated grab handle
3. Lockable cockpit floor rod storage with organizer tubes



1



2



3

1. Aft jump seats and optional ski pylon
2. Optional sport top
3. Center rod storage



1



2



3

IPS ²	Length	Beam	Maximum HP	Maximum Capacity	Transom Height	Fuel	Livewell Systems	Maximum Rod Storage	Seats
2075 TYEE MAGNUM	20' 8"	99.5"	250	2,350 lbs. 9 people	25"	49 gal	Aft 38"/24 gal	10' 6"	4



2075

IPS ²	Length	Beam	Maximum HP	Maximum Capacity	Transom Height	Fuel	Livewell Systems	Maximum Rod Storage	Seats
189 TYEE GL	18' 9"	102"	200	1,900 lbs. 8 people	25"	41 gal	Bow 21"/9 gal Aft 31"/16 gal	7'	3



189 TYEE GL



1. Limited Pro Ride seats with Air Ride
2. Center rod storage compartment
3. Limited port console with locking glovebox
4. Custom Limited steering wheel



2175



2075



1975



1875



1875 Pro-V Limited in Black freeboards / Gunmetal bottom with complete clearcoat



PRO-V LIMITED

2175 | 2075 | 1975 | 1875



	Length	Beam	Maximum HP	Maximum Capacity	Transom Height	Fuel	Livewell Systems	Maximum Rod Storage	Seats
2175 PRO-V LIMITED	21' 10"	102"	400	2,200 lbs. 7 people	25"	65 gal	Bow 27"/12 gal Aft 51"/25 gal	10'	4
2075 PRO-V LIMITED	20' 10"	102"	300	2,100 lbs. 7 people	25"	62 gal	Bow 27"/12 gal Aft 51"/25 gal	9'	4
1975 PRO-V LIMITED	19' 10"	100"	225	2,000 lbs. 6 people	25"	51 gal	Bow 27"/11 gal Aft 42"/22 gal	8'	4
1875 PRO-V LIMITED	18' 10"	97"	200	1,800 lbs. 6 people	25"	43 gal	Bow 27"/11 gal Aft 42"/22 gal	8'	4

Enhanced versions of the classic Pro-V with a limited graphics package, custom black console and window frames, Pro-Ride seats, and much more.



2075 Pro-V Limited in White freeboards / Gunmetal bottom with complete clearcoat



PRO-V

2175 | 2075 | 1875 | 1775



The standard for multi-species fishermen across the continent, the Pro-V family offers pro-level angling features throughout and premium big-water performance to match.

IPS [®]	Length	Beam	Maximum HP	Maximum Capacity	Transom Height	Fuel	Livewell Systems	Maximum Rod Storage	Seats
2175 PRO-V	21' 10"	102"	400	2,200 lbs. 7 people	25"	65 gal	Bow 27"/12 gal Aft 51"/25 gal	10'	4
2075 PRO-V	20' 10"	102"	300	2,100 lbs. 7 people	25"	62 gal	Bow 27"/12 gal Aft 51"/25 gal	9'	4
1975 PRO-V	19' 10"	100"	225	2,000 lbs. 6 people	25"	51 gal	Bow 27"/11 gal Aft 42"/22 gal	8'	4
1875 PRO-V	18' 10"	97"	200	1,800 lbs. 6 people	25"	43 gal	Bow 27"/11 gal Aft 42"/22 gal	8'	3



1. Port console storage (tackle trays not included)
2. Command console with storage tray
3. Optional split jump seats provide convenient comfort
4. Storage with Advanced Water Control keeps your gear drier



2175



2075



1975



1875



1975 Pro-V in Heritage Red / Silver Stone with standard graphics with (optional) raised Silver / Chrome Lund logo



2175 Pro-V in Heritage Red / Silver Stone with premium graphics and Silver / Chrome Lund logo



PRO-V MUSKY XS

2075 | 1875

Built to master the fish of 10,000 casts, the new Pro-V Musky features massive casting decks, custom musky-lure storage, and generous rod boxes so you can land the ultimate trophy.

VIDEO WALK-THROUGH



1875 Pro-V Musky XS in Arctic White with (optional) raised Black / Chrome Lund logo



2075 Pro-V Musky XS in Gunmetal with optional raised Silver / Chrome Lund logo



1



2




3



4

1. Drop in musky tackle boxes (Pro-V Musky only)
2. Command console
3. Lockable center rod storage
4. Bow starboard storage for all your gear



1875 XS



2075 XS

IPS ²	Length	Beam	Maximum HP	Maximum Capacity	Transom Height	Fuel	Livewell Systems	Maximum Rod Storage	Seats
2075 PRO-V MUSKY XS	20' 10"	96"	250	1,800 lbs. 5 people	25"	49 gal	Aft 36"/28 gal	10'	2 + 1 bike
1875 PRO-V MUSKY XS	18' 9"	96"	200	1,650 lbs. 5 people	25"	39 gal	Aft 36"/28 gal	9'	2 + 1 bike

PRO-V GL

219 | 202 | 189

The leader in fiberglass walleye boats, Lund®'s Pro-V GL series features center rod lockers, dual livewells, and the power and stability to tackle any fish in any water.



219 GL



202 GL



189 GL

IPS [®]	Length	Beam	Maximum HP	Maximum Capacity	Transom Height	Fuel	Livewell Systems	Maximum Rod Storage	Seats
219 PRO-V GL	21' 9"	102"	400	2,150 lbs. 8 people	25"	65 gal	Bow 30"/20 gal Aft 51"/33 gal	9'	4
202 PRO-V GL	20' 2"	102"	300	2,050 lbs. 7 people	25"	65 gal	Bow 30"/20 gal Aft 51"/33 gal	8'	4
189 PRO-V GL	18' 9"	102"	200	1,900 lbs. 6 people	25"	41 gal	Bow 24"/12 gal Aft 46"/22 gal	8'	3



219 Pro-V GL in Blue / Silver / Gunmetal



1. Center rod storage holds up to 15 rods
2. Recessed switch panel for more seamless control
3. Aft 51"/33 gallon ProLong Plus Livewell/Baitwell (219/202)



189 Pro-V GL in White / Gunmetal / Gunmetal



1. Versatile aft deck features a large livewell and deep storage



2. In-deck bow storage holds anything you need (1675/1775 shown)



3. Starboard locker adds storage for 5 additional rods (1875/2075)



4. Deep and plentiful bow storage (1875/2075)



2075



1875



1775



1675



1675 Pro Guide in Black / Silver Stone with standard graphics



PRO GUIDE

2075 | 1875 | 1775 | 1675


The finest tiller-drive fishing boats on the market, the Pro Guide family offers precise control, roomy interiors, and the fishing features to tackle any species on any water.



		Length	Beam	Maximum HP	Maximum Capacity	Transom Height	Fuel	Livewell Systems	Maximum Rod Storage	Seats
2075 PRO GUIDE	IPS ²	20' 9"	93"	250	2,000 lbs. 6 people	25"	43 gal	Bow 27"/11 gal Aft 42"/22 gal	9' 6"	3
1875 PRO GUIDE	IPS ²	18' 10"	93"	90	1,650 lbs. 6 people	25"	35 gal	Bow 27"/11 gal Aft 42"/22 gal	9'	3
1775 PRO GUIDE	IPS	17' 10"	87"	75	1,400 lbs. 6 people	20"	21 gal	Aft 37"/16 gal	7' 5"	2
1675 PRO GUIDE	IPS	16' 10"	87"	60	1,350 lbs. 6 people	20"	21 gal	Aft 37"/16 gal	7' 5"	2



2075 Pro Guide in Arctic White / Silver Stone with premium graphics with raised Silver / Chrome Lund logo



FISHERMAN

2075 | 1875

Built tough for big water and the big fish that live there, the Fisherman is a rock-solid, fishing-first boat with a wide-open cockpit, massive storage for rods and tackle, and wide gunnels for mounting downriggers.



2075



1875



	Length	Beam	Maximum HP	Maximum Capacity	Transom Height	Fuel	Livewell Systems	Maximum Rod Storage	Seats
2075 FISHERMAN	20' 10"	99"	200	2,200 lbs. 9 people	25"	40 gal	Aft 35"/18 gal	10'	2
1875 FISHERMAN	18' 10"	99"	150	1,950 lbs. 8 people	25"	32 gal	Aft 35"/18 gal	8' 2"	2



1. Wide gunnels for downrigger-mounts, with storage inside
2. Dual flip-up jump seats for added crew capacity
3. Bow deck rod and tackle storage



2075 Fisherman in Arctic White / Silver Stone with standard graphics

REBEL XL


SPORT | SS | TILLER



The ultimate 16-foot fishing boat brings features of the larger Lund® boats into a more compact, affordable package for fishing fanatics.



	Length	Beam	Maximum HP	Maximum Capacity	Transom Height	Fuel	Livewell Systems	Maximum Rod Storage	Seats
1650 REBEL XL SPORT	16' 7"	85"	90	1,350 lbs. 6 people	20"	19 gal	Bow 37"/16 gal	7' 6"	3
1650 REBEL XL SS	16' 7"	85"	75	1,350 lbs. 6 people	20"	19 gal	Bow 37"/16 gal	7' 6"	3
1650 REBEL XL TILLER	16' 7"	85"	60	1,350 lbs. 6 people	20"	19 gal	Bow 37"/16 gal	7' 6"	3



1. Add versatility with optional aft platform flip seats
2. Command console with analog gauges
3. Aerated 16-gal. bow livewell with bait bucket holder
4. Generous bow deck storage



1650 SPORT



1650 SS



1650 TILLER



1650 Rebel XL Sport in Cobalt Blue with standard graphics



1650 Rebel XL SS in Black with standard graphics



1650 Rebel XL Tiller in Gunmetal with standard graphics



1. Command console (SS/Sport only)
2. Aft fuel storage with removable 6.5 gallon tank (optional 2nd tank)
3. 16-Gallon, 37" bow livewell
4. Lockable port rod locker (8' 9")



1650 SPORT



1650 SS



1650 TILLER



1650 Angler Tiller in Arctic White with standard graphics



1650 Angler Sport in Black with standard graphics



1650 Angler Sport in Black with standard graphics

ANGLER

SPORT | SS | TILLER

Designed to fish, the Angler is small enough for shallow coves but sized right to handle big water as well. Available in Tiller, SS (side console) and Sport (full windshield) versions.



IPS	Length	Beam	Maximum HP	Maximum Capacity	Transom Height	Fuel	Livewell Systems	Maximum Rod Storage	Seats
1650 ANGLER SPORT	16' 5"	80.5"	60	1,250 lbs. 5 people	20"	Portable: 6.5 gal (Optional 2nd tank)	Bow 37"/16 gal	Port: 8' 9" Starboard: 7' 6"	2
1650 ANGLER SS	16' 5"	80.5"	50	1,250 lbs. 5 people	20"	Portable: 6.5 gal (Optional 2nd tank)	Bow 37"/16 gal	Port: 8' 9" Starboard: 7' 6"	2
1650 ANGLER TILLER	16' 5"	80.5"	50	1,250 lbs. 5 people	20"	Portable: 6.5 gal (Optional 2nd tank)	Bow 37"/16 gal	Port: 8' 9" Starboard: 7' 6"	2



FURY

1600 | 1400

Fishability, affordability and versatility are hallmarks of the popular Fury series, available in Tiller or SS (side-console) models.



1600 SS



1600 TILLER



1400 SS



1400 TILLER

IPS	Length	Beam	Maximum HP	Maximum Capacity	Transom Height	Livewell Systems	Maximum Rod Storage	Seats
1600 FURY SS	16' 2"	73.5"	40	1,200 lbs. 5 people	20"	Bow 35"/11 gal	7'6"	2
1600 FURY TILLER	16' 2"	73.5"	40	1,200 lbs. 5 people	20"	Bow 35"/11 gal	7'6"	2
1400 FURY SS	14' 9"	69.5"	30	1,080 lbs. 4 people	20"	Bow 35"/11 gal	7'	2
1400 FURY TILLER	14' 9"	69.5"	30	1,080 lbs. 4 people	20"	Bow 35"/11 gal	7'	2



1600 Fury Tiller in Heritage Red with standard graphics



1



2



3

1. Side console (SS) with optional windshield and gauges
2. Large pass-through bow compartments
3. Keep your catches in the 11-gallon, 35" livewell



1600 Fury SS in White with standard graphics

BASS & CRAPPIE

SPECIALIZED TO PURSUE YOUR FAVORITE SPECIES

Bass and crappie anglers have specific needs in a boat—shallow draft, roomy interiors, large livewells, and plenty of rod and tackle storage. Lund® bass and crappie boats provide all that and more, plus the legendary durability and reliability that has made Lund the most respected name in aluminum boats.

PRO-V® BASS XS

RENEGADE

[BUILD YOUR BOAT AT LUNDBOATS.COM](https://www.lundboats.com)



PRO-V BASS XS

2075 | 1875

For the hardcore bass angler that prefers an aluminum boat, the Pro-V Bass brings it all to the table—massive deck space, rod storage, shallow-water ability, a quick hole shot, and more.



2075 XS



1875 XS



IPS	Length	Beam	Maximum HP	Maximum Capacity	Transom Height	Fuel	Livewell Systems	Maximum Rod Storage	Seats
2075 PRO-V BASS XS	20' 10"	96"	250	1,800 lbs. 5 people	25"	49 gal	Aft 36"/28 gal	10'	2 + 1 bike
1875 PRO-V BASS XS	18' 9"	96"	200	1,650 lbs. 5 people	25"	39 gal	Aft 36"/28 gal	9'	2 + 1 bike



2075 Pro-V Bass XS in Black with optional raised Silver / Chrome Lund logo



1. Center rod storage holds up to 15 rods
2. Aerated, recirculated 28-gallon, 36" livewell with pump-out
3. Improved graph-mounting capability on command console



1875 Pro-V Bass XS in Cobalt Blue



RENEGADE

1975 | 1875 | 1775

The retooled and restyled Renegade is a multi-species Mod-V fishing machine with an industry-first four-seat cockpit (1875 & 1975), loads of rod and tackle storage, a massive bow deck, and a smooth, dry ride.



1775 Renegade in Heritage Red with Charcoal graphics



1975 Renegade in Black with Red graphics



1. Expansive cockpit and aft deck seating (1875 & 1975)
2. LundGuard flooring option and gasketed storage to mitigate water entry
3. Aft deck cooler and storage compartments with drains
4. Lockable bow deck rod storage



1975



1875



1775

IPS	Length	Beam	Maximum HP	Maximum Capacity	Transom Height	Fuel	Livewell Systems	Maximum Rod Storage	Seats
1975 RENEGADE	19' 9"	95"	150	1,500 lbs. 5 people	20"	32 gal	Aft 36"/28 gal	10' 6"	4
1875 RENEGADE	18' 9"	95"	115	1,400 lbs. 5 people	20"	32 gal	Aft 36"/28 gal	9' 6"	4
1775 RENEGADE	17' 9"	95"	90	1,225 lbs. 4 people	20"	22 gal	Aft 36"/28 gal	8' 1"	2

FISH & SPORT

FAMILY FUN AND FISHING MEMORIES ARE STANDARD

For families that include die-hard anglers and lake-loving adventurers, the Fish & Sport series combines features like livewells and rod storage with optional ski pylon and extra seating to please everyone in the crew.

CROSSOVER XS

IMPACT XS

ADVENTURE

BUILD YOUR BOAT AT LUNDBOATS.COM



1675 IMPACT XS 1675 Impact XS SS in Arctic White / Black with standard graphics

CROSSOVER XS

1875 | 1775

A boat for everyone, the Crossover brings wakeboarding and tubing into the fishing mix with roomy in-floor storage for boards and skis.

IPS	Length	Beam	Maximum HP	Maximum Capacity	Transom Height	Fuel	Livewell Systems	Maximum Rod Storage	Seats
1875 CROSSOVER XS	18' 10"	95"	175	1,800 lbs. 8 people	25"	35 gal	Aft 38"/24 gal	8' 6"	3
1775 CROSSOVER XS	17' 10"	95"	150	1,750 lbs. 7 people	25"	28 gal	Aft 38"/24 gal	7' 6"	3



1775 Crossover XS in Gunmetal / Heritage Red with charcoal graphics



1875 Crossover XS in Black / Arctic White / Blue graphics with (optional) raised Black / Chrome Lund logo

1. Optional bucket seat
2. Lockable center rod storage
3. 24-gal., 38" aerated aft livewell
4. Optional full-width aft sun pad



1875



1775

CUSTOMIZE YOUR CROSSOVER COLORS

The Crossover XS series is available in dozens of striking new color combinations, with exciting new graphics packages. Customize one in your style today at lundboats.com.



IMPACT XS SPORT

2025 | 1875 | 1775 | 1675

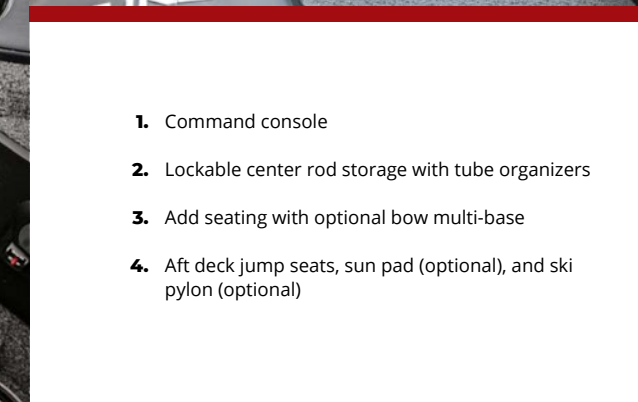
A full-width windshield, dual jump seats, ski pylon, and more fishing features than you can shake a walleye rod at make the Impact XS a family fishing and fun favorite. Available in four sizes with an extensive selection of options to make the boat yours.



1775 Impact XS in Cobalt Blue / Black with premium graphics with optional raised Chrome Lund logo



1675 Impact XS in Gunmetal / Silver Stone with standard graphics



1. Command console
2. Lockable center rod storage with tube organizers
3. Add seating with optional bow multi-base
4. Aft deck jump seats, sun pad (optional), and ski pylon (optional)



		Length	Beam	Maximum HP	Maximum Capacity	Transom Height	Fuel	Livewell Systems	Maximum Rod Storage	Seats
2025 IMPACT XS	IPS ²	20' 2"	96"	200	2,000 lbs. 8 people	25"	46 gal	Bow 27"/11 gal Aft 38"/24 gal	8' 6"	4
1875 IMPACT XS	IPS	18' 11"	96"	150	1,800 lbs. 7 people	25"	36 gal	Bow 27"/11 gal Aft 38"/24 gal	8' 6"	3
1775 IMPACT XS	IPS	17' 11"	96"	125	1,700 lbs. 6 people	25"	30 gal	Bow 27"/11 gal Aft 38"/24 gal	8'	2
1675 IMPACT XS	IPS	16' 10"	90"	90	1,550 lbs. 6 people	25"	22 gal	Bow 27"/11 gal Aft 38"/24 gal	7'	2



IMPACT XS SS

1875 | 1775 | 1675

The Impact is one of our most popular boats for a reason—it has the versatility to fish, play, and make every day a perfect memory. The SS version features a side console along with jump seats, lockable rod storage, and our legendary Deep-V hull to keep the ride smooth and dry.



1875



1775



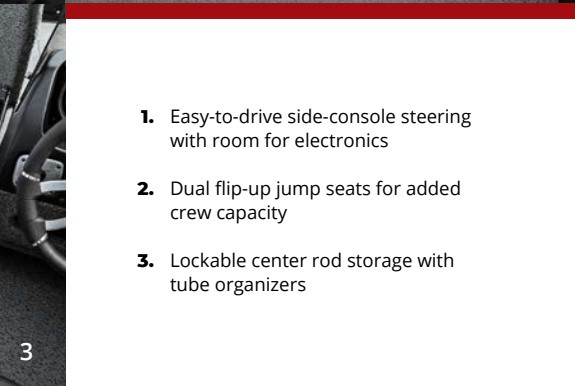
1675




IPS	Length	Beam	Maximum HP	Maximum Capacity	Transom Height	Fuel	Livewell Systems	Maximum Rod Storage	Seats
1875 IMPACT XS SS	18' 11"	96"	150	1,800 lbs. 7 people	25"	36 gal	Bow 27"/11 gal Aft 38"/24 gal	8' 6"	3
1775 IMPACT XS SS	17' 11"	96"	125	1,700 lbs. 6 people	25"	30 gal	Bow 27"/11 gal Aft 38"/24 gal	8'	2
1675 IMPACT XS SS	16' 10"	90"	90	1,550 lbs. 6 people	25"	22 gal	Bow 27"/11 gal Aft 38"/24 gal	7'	2



1875 Impact XS SS in Cobalt Blue / Silver Stone with premium graphics with optional raised Black / Chrome Lund logo



1. Easy-to-drive side-console steering with room for electronics
2. Dual flip-up jump seats for added crew capacity
3. Lockable center rod storage with tube organizers



1775 Impact XS SS in Heritage Red / Black with standard graphics

ADVENTURE

1775 | 1675

Fishing? Skiing? Tubing? Trolling? The Adventure series brings it all to the table, with the comfort and angling features to please everyone in the family.



1775 SPORT



1775 SS



1675 SPORT



1675 SS

IPS	Length	Beam	Maximum HP	Maximum Capacity	Transom Height	Fuel	Livewell Systems	Maximum Rod Storage	Seats
1775 ADVENTURE SPORT	17' 10"	87"	115	1,400 lbs. 6 people	20"	21 gal	Aft 37"/23 gal	7' 5"	2
1775 ADVENTURE SS	17' 10"	87"	90	1,400 lbs. 6 people	20"	21 gal	Aft 37"/23 gal	7' 5"	2
1675 ADVENTURE SPORT	16' 10"	87"	90	1,350 lbs. 6 people	20"	21 gal	Aft 37"/23 gal	7' 5"	2
1675 ADVENTURE SS	16' 10"	87"	90	1,350 lbs. 6 people	20"	21 gal	Aft 37"/23 gal	7' 5"	2



1775 Adventure Sport in Heritage Red with standard graphics



1. Bow storage holds all your gear
2. Aft jump seats (standard) and ski pylon (optional) maximize opportunities for on-the-water fun
3. Command console and full windshield (Sport model only)



1675 Adventure SS in Heritage Red with standard graphics

UTILITY & HUNTING

HARD-WORKING BOATS FROM RESORT TO DEER CAMP

Whether you are hauling supplies or hunting ducks, there's a Lund® boat to get the job done. They're built tough to last through years of hunts and utility work, and are always a reliable partner on the water. These durable watercraft are great for resorts, campsites, and fish camps, too.

PREDATOR	WC
ALASKAN	A
SSV	JON

BUILD YOUR BOAT AT [LUNDBOATS.COM](https://lundboats.com)



WC-14 in Fall Marsh
*Boats may show factory and/or dealer installed options. Please see dealer for details.

PREDATOR

SS | CC

All-welded and ready for anything, the durable and versatile Predator Side and Center Console boats are ready to fish, hunt, and work as hard as you do.




1870 Predator SS in Mossy Oak® Breakup



1760 Predator SS in Dead Grass Green



1. Command console allows for easy standing or leaning while operating
2. Optional rod/gun holder keeps everything within reach
3. Bow features 23-gallon livewell
4. Bow provides plenty of casting space



	Length	Beam	Maximum HP	Maximum Capacity	Transom Height	Fuel	Livewell Systems	Maximum Rod Storage	Seats
2070 PREDATOR SS	20'	96"	150	1,762 lbs. / 7 people	20"	20 gal	Bow 43"/23 gal	9' 6"	3
2070 PREDATOR CC	20'	96"	150	1,762 lbs. / 7 people	20"	20 gal	Bow 43"/23 gal	9' 6"	2
1870 PREDATOR SS	18'	96"	90	1,478 lbs. / 7 people	20"	20 gal	Bow 43"/23 gal	8' 6"	3
1870 PREDATOR CC	18'	96"	90	1,478 lbs. / 7 people	20"	20 gal	Bow 43"/23 gal	8' 6"	2
1760 PREDATOR SS	17'	85"	75	1,228 lbs. / 5 people	20"	20 gal	Bow 31"/18 gal	7' 6"	3

PREDATOR

TILLER

Ideal for remote fish camps and general utility work, the Predator Tiller is great for transporting people and gear in the backwoods.



1870 Predator in Mossy Oak® Shadow Grass Pattern

1. Side rod and navigation light storage keeps everything out of the way
2. Swivel seating provides all-day comfort
3. Bow features aerated livewell/baitwell and ample storage



	Length	Beam	Maximum HP	Maximum Capacity	Transom Height	Livewell Systems	Maximum Rod Storage	Seats
1870 PREDATOR TILLER	18'	96"	75	1,574 lbs. 6 people	20"	Bow 43"/23 gal	9' 6"	2
1760 PREDATOR TILLER	17'	85"	60	1,209 lbs. 5 people	20"	Bow 31"/18 gal	8' 6"	2
1660 PREDATOR TILLER	16'	85"	50	1,009 lbs. 4 people	20"	Bow 31"/18 gal	7' 6"	2



1870 TILLER

ALASKAN

TILLER

Known for toughness and versatility, the Lund Alaskan fishing and hunting boat is ready for duty in the most extreme environments.



2000 Alaskan Tiller in Cobalt Blue with standard graphics

1. Port storage offers generous space for all your gear
2. Port cockpit rod storage
3. Dual bow storage compartments (2000 shown)



	Length	Beam	Maximum HP	Maximum Capacity	Transom Height	Fuel	Livewell Systems	Maximum Rod Storage	Seats
2000 TILLER	20' 6"	90.5"	150	2,150 lbs. 7 people	25"	29 gal	Bow 40"/18 gal	9'	3
1800 TILLER	18' 9"	83"	75	1,600 lbs. 7 people	20"	20 gal	Port 46"/13 gal	8' 6"	2
1600 TILLER	16' 10"	81"	60	1,350 lbs. 6 people	20"	20 gal	Port 46"/13 gal	7'	2



2000 TILLER

ALASKAN

SPORT | SS

Toughness and versatility personified, the Alaskan is ready for duty in the most extreme environments from the frigid north to the steamy south.



2000 SPORT

2000 SS

1800 SPORT

1800 SS

1600 SS

	Length	Beam	Maximum HP	Maximum Capacity	Transom Height	Fuel	Livewell Systems	Maximum Rod Storage	Seats
2000 ALASKAN SPORT	20' 6"	90.5"	150	2,150 lbs. / 7 people	25"	29 gal	Bow 40"/18 gal	9'	3
2000 ALASKAN SS	20' 6"	90.5"	150	2,150 lbs. / 7 people	25"	29 gal	Bow 40"/18 gal	9'	3
1800 ALASKAN SPORT	18' 9"	83"	90	1,600 lbs. / 7 people	20"	20 gal	Port 46"/13 gal	8' 6"	2
1800 ALASKAN SS	18' 9"	83"	90	1,600 lbs. / 7 people	20"	20 gal	Port 46"/13 gal	8' 6"	2
1600 ALASKAN SS	16' 10"	81"	75	1,350 lbs. / 6 people	20"	20 gal	Port 46"/13 gal	7'	2



2000 Alaskan SS in Heritage Red with standard graphics



1. 13-gallon port livewell with baitwell (1800/1600 shown)
2. Add versatility with optional bow multi base.
3. Optional composite interior



1800 Alaskan Sport in Black with standard graphics

SSV

18 | 16 | 14

Ideal for remote fish camps and general utility work, the SSV is great for transporting people and gear and for walleye, musky, and bass fishing.



SSV-16 in Heritage Red with standard graphics

WC

16 | 14 | 12

With a no-frills functionality, these smaller, easy-to-own Deep V fishing boats are a popular choice for camping, hunting, and fishing.




WC-16 in Heritage Red with standard graphics

1. Optional SS console allows for enhanced steering wheel control
2. Optional raised bow storage packs it all in (16 and 18 only)
3. Optional drop-in floor creates more casting room



1. Simple but refined tiller control area
2. Heavy-duty aluminum motor plate
3. Oarlocks and durable gunnels can take a pounding




	Length	Beam	Maximum HP	Maximum Capacity	Transom Height	Seats
SSV 18	18' 4"	76"	60	1,500 lbs. / 7 people	20"	2 cross, 2 modified split
SSV 16	16' 2"	72"	40	1,100 lbs. (15") / 5 people 1,200 lbs. (20") / 6 people	15" / 20"	2 cross, 2 modified split
SSV 14	14' 2"	70"	30	915 lbs. (15") / 4 people 1,020 lbs. (20") / 4 people	15" / 20"	2 cross, 2 modified split



16

	Length	Beam	Maximum HP	Maximum Capacity	Transom Height	Seats
WC 16	16' 2"	72"	25	1,150 lbs. / 5 people	15" / 20"	3 cross, 2 modified split
WC 14	14' 6"	69"	25	1,000 lbs. / 4 people	15" / 20"	2 cross, 2 modified split
WC 12	12' 1"	61"	15	700 lbs. / 3 people	15"	2 cross, 2 modified split



14

A

14 | 12

A strong, riveted V-hulled boat, built with the quality for which Lund® is legendary. Perfect for fishing, hunting and camping on small lakes and rivers.



JON

10 TO 18 FEET

The classic flat-bottomed Jon is perhaps the most widely used boat worldwide, and Lund® takes pride in building jon boats that last.



1. Heavy-duty corner castings enhance structural durability
2. Extruded aluminum motor plates add toughness
3. Solid oarlocks and durable gunnels outlast heavy use



	Length	Beam	Maximum HP	Maximum Capacity	Transom Height	Seats
A 14	14' 1"	61"	15	785 lbs. / 3 people	15"	3 cross
A 12	12' 1"	60"	10	645 lbs. / 3 people	15"	3 cross



	Length	Beam	Maximum HP	Maximum Capacity	Transom Height	Seats
1852MT	17' 9"	75"	65	1,443 lbs. / 6 people	20"	4 cross
1648M	15' 8.5"	70"	35	1,014 lbs. / 4 people	15" / 20"	3 cross
1648	15' 8.5"	70"	35	1,014 lbs. / 4 people	15" / 20"	3 cross
1448M	13' 8"	70"	25	825 lbs. / 4 people	15" / 20"	3 cross
1448	13' 8"	70"	25	825 lbs. / 4 people	15" / 20"	3 cross
1440M	13' 8"	59"	20	780 lbs. / 3 people	15"	3 cross
1240	11' 9"	56"	10	535 lbs. / 3 people	15"	3 cross
1040	10'	56"	5	419 lbs. / 3 people	15"	3 cross

TRAILERS

TOPS & COVERS



1



2



3



4



5

ON THE ROAD OR IN THE GARAGE, LUND TRAILERS KEEP YOUR BOAT SAFE AND SECURE.

Lund® offers a variety of durable, sharp-looking trailers to perfectly fit your boat and protect your investment as you journey to and from the water. Options include painted or galvanized, single- or tandem-axle, roller or bunk, and various finish options. Availability varies by model.

- 1. Custom galvanized bunk trailer
- 2. Custom roller trailer
- 3. Custom tandem axle bunk trailer
- 4. Standard bunk trailer (shown with optional spare tire and load guides)
- 5. Standard roller trailer (shown with optional spare tire and load guides)

PROTECT YOU AND YOUR BOAT FROM THE ELEMENTS.

Protecting your boat from the harsh elements when it's not being used is critical to its longevity, and a quality cover is worth every penny. Lund® offers travel and mooring covers, Bimini tops, sport tops, and full-coverage sport tops and complete top sets for a variety of models.

- 1. Complete top set: (2275 Baron® shown—style will vary by model)
*Full canvas should be used only when boat is anchored or at rest.
- 2. Mooring Cover (Fury shown)
- 3. Sport top (full windshield models only)
- 4. Travel Cover (Pro-V Bass shown)
- 5. Bimini Top (Adventure SS shown)
- 6. Travel Cover (Pro-V shown)



1



2



3



4



5



6

SPORTTRAK™

SEATING



ALL YOUR NEEDS AT HAND. SPORTTRAK OPTIONS LET YOU MOUNT GEAR ANYWHERE ON THE PERIMETER.

Our exclusive SportTrak™ lets you mount a wide variety of accessories along the perimeter of your Lund®, from rod holders and downrigger brackets to drink and tool holders. Gear locks into place for worry-free trolling and easy relocation along the gunnel. Available on most Lund models.

- 1. Straight downrigger bracket
- 2. Angled downrigger bracket (available on most aluminum models)
- 3. Qwik-Clip angled bracket rod holder with optional extension
- 4. Qwik-Clip straight bracket rod holder with optional extension
- 5. Qwik-Clip drink holder
- 6. Qwik-Clip tool and lure holder
- 7. Qwik-Clip fender and drift sock or bumper holder attachment bracket with strap

COMFORTABLE AND DURABLE SEATING OPTIONS.

Lund® seating is known as the most comfortable in the industry. Each seat is designed to be resilient and comfortable—perfect for cradling you in place in the unforgiving waters of the north. A range of helm and passenger options are available to customize your boat. Bow deck fillers and flip-up aft jump seats offer an enhanced experience for the entire family. See your dealer for details, or build your boat and customize your seating at www.lundboats.com/build-your-boat



Standard seat



Pro Ride seat



Crossover bucket seat (optional)



Suspension seat (optional)




- 1. Aft flip-up seat (2175/2075/1975/1875 Pro-V)
- 2. Aft flip-up seat (2175/2075/1975/1875 Pro-V) (shown with one seat in down position)
- 3. Aft flip-up seat (2175/2075/1975/1875 Pro-V) in lowered position with optional ski pylon
- 4. Bow cushions – Crossover (shown), Tyee®, Impact XS Sport, Fisherman, Baron, Adventure Sport
- 5. Aft flip-up seat (Rebel XL Sport/SS)

ALUMINUM OPTIONS

FIBERGLASS OPTIONS

From premium electronics to ski tow pylons, battery chargers to keel guards, Lund® options cover every need you may possibly have on the water. Fish-finding, convenience and protection features improve your experience and ensure that when you hit the lake, you're ready to fish or play. See your dealer for details, or build your boat and pick your options at www.lundboats.com/build-your-boat



1. Premium audio (includes Rockford Fosgate® stereo and speakers)
2. Sport Top Hider (Adventure, Impact XS, Pro-V, Pro-V Limited)
3. Ski pylon (Pro-V, Pro-V Limited, Pro-V Bass XS, Pro-V Musky XS, Baron®, Tyee®, Tyee® Limited, [not Tyee® Magnum], Crossover XS, Impact XS, Adventure)
4. Bow baitwell (Impact XS, Pro-V, Pro-V Limited, 1875 and 2075 Pro Guide)
5. Port rod tubes (Impact XS)
6. Splash pan inserts (Pro-V, Pro-V Limited, Adventure)
7. Bow rock guard
8. Panther power steering
9. Snap-in carpet
10. Snap-in marine mat
11. Composite flooring (Alaskan)
12. Raw water washdown sprayer
13. Battery charger
14. Under Console Drawer (Impact XS, Crossover XS)

Lund® fiberglass boats are customizable with numerous options, including durable trailers, protective covers, advanced electronics, enhanced storage, and comfortable seating. A range of stunning colors are also available to complement your Lund. See your dealer for details, or build your boat and pick your options at www.lundboats.com/build-your-boat/




1. Optional full canvas (Full canvas enclosure should be used only when boat is anchored or at rest.)
2. Marine mat (189 GL)
3. Optional sport top
4. Aft storage pod (219, 202 and 189 Pro-V GL only)
5. Optional ski pylon
6. Tandem trailer with diamond plate fender

COLOR OPTIONS


CUSTOMIZE YOUR COLOR—ONLY WITH LUND

Lund® is the only major aluminum boat company to let you customize your exterior color—with hundreds of possible combinations, you can combine colors to make your boat truly yours. Visit lundboats.com and use the Build Your Boat page to visualize your color selection before you buy.


FIBERGLASS EXTERIOR COLORS



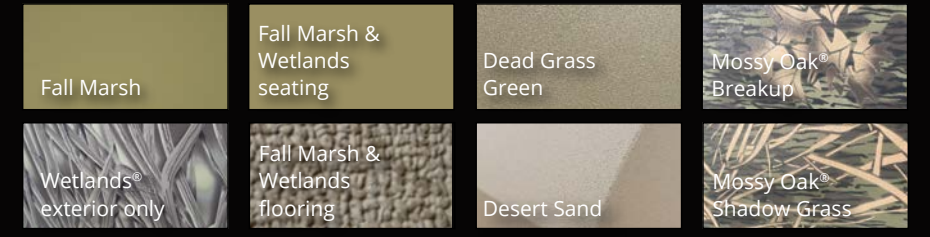
ALUMINUM EXTERIOR COLORS



INTERIOR COLORS



SPORTSMAN COLORS



- ✓ Standard Color
- Optional Color
- Not Available

	PRO-V	PRO-V LIMITED	TYEE®	TYEE LIMITED	PRO-V BASS XS	PRO-V MUSKY XS	BARON®	CROSSOVER XS	FISHERMAN	IMPACT XS	PRO GUIDE	RENEGADE	ADVENTURE	REBEL XL	ANGLER	FURY	ALASKAN	SSV	WC	A	JON	PREDATOR
FREEBOARD COLORS																						
Arctic White	✓	✓	✓	✓	✓	✓	✓	✓	✓	✓	✓	✓	✓	✓	✓	✓	✓	●	●	-	-	-
Cobalt Blue	✓	-	✓	-	✓	✓	✓	✓	✓	✓	✓	✓	✓	✓	✓	✓	✓	●	●	-	-	-
Gunmetal Metallic	✓	-	✓	-	✓	✓	✓	✓	✓	✓	✓	✓	✓	✓	✓	✓	✓	-	-	-	-	-
Heritage Red	✓	-	✓	-	✓	✓	✓	✓	✓	✓	✓	✓	✓	✓	✓	✓	✓	✓	✓	-	-	-
Black	✓	✓	✓	✓	✓	✓	✓	✓	✓	✓	✓	✓	✓	✓	✓	✓	✓	✓	✓	-	-	-
Olive Drab Green	-	-	-	-	-	-	-	-	-	-	-	-	-	-	-	-	-	-	-	-	✓	-
Lund Fall Marsh	-	-	-	-	-	-	-	-	-	-	-	-	-	-	-	-	●	●	●	●	-	-
Dead Grass Green	-	-	-	-	-	-	-	-	-	-	-	-	-	-	-	-	-	-	-	-	-	✓
Mossy Oak® Breakup	-	-	-	-	-	-	-	-	-	-	-	-	-	-	-	-	-	-	-	-	-	●
Mossy Oak® Shadow Grass	-	-	-	-	-	-	-	-	-	-	-	-	-	-	-	-	-	-	-	-	-	●
BOTTOM COLORS																						
Silver Stone	✓	-	✓	-	-	-	✓	-	✓	✓	✓	-	●	-	-	-	-	-	-	-	-	-
Gunmetal	-	✓	-	✓	-	-	-	✓	-	-	-	-	-	-	-	-	-	-	-	-	-	-
Aluminum Hull	-	-	-	-	-	-	-	-	-	-	-	-	-	-	-	✓	✓	✓	✓	✓	-	-
Arctic White	-	-	-	-	-	-	-	✓	-	-	-	-	-	-	-	-	-	-	-	-	-	-
Heritage Red	-	-	-	-	-	-	-	-	-	-	-	-	-	-	-	-	-	-	-	-	-	-
Black	✓	-	✓	-	-	-	✓	✓	✓	✓	✓	-	-	-	-	-	-	-	-	-	-	-
INTERIOR COLORS																						
Midnight Star	✓	✓	✓	✓	✓	✓	✓	✓	✓	✓	✓	✓	✓	✓	✓	-	-	-	-	-	-	-
Grey Fleck	-	-	-	-	-	-	-	-	-	-	-	-	-	-	-	✓	✓	✓	✓	✓	-	-
DECAL PACKAGES																						
Lund Wetlands®	-	-	-	-	-	-	-	-	-	-	-	-	-	-	-	-	-	●	-	-	-	-

STANDARD & OPTIONAL EQUIPMENT

View and compare Lund® aluminum and fiberglass boats at a glance in one handy chart.

	PRO-V	PRO-V BASS XS	PRO-V MUSKY XS	PRO-V GL	BARON®	TYEE®	TYEE® GL	CROSSOVER	FISHERMAN	IMPACT XS
✓ Standard Feature ● Optional Equipment										
CONVENIENCE										
Add-on Rear Flip Seats	●	na	na	na	na	na	na	na	na	na
Integrated Rear Jump Seats	na	✓	✓	na	✓	✓	✓	✓	✓	✓
Livewell Pump Out	✓	✓	✓	✓	na	na	na	na	na	na
ProRide Seats	✓	✓	✓	✓	✓	✓	✓	✓	●	●
AirRide Pedestals	✓	na	na	189 - ✓ 202/219 - ✓	✓	18/19 - ✓ 20/20 Mag - ✓	✓	●	●	●
Solid Pedestals	na	na	na	na	na	na	na	✓	✓	✓
Bow Cushion	na	na	na	na	●	18/19/20 - opt 20 Mag - na	●	●	●	SS - na Sport - ●
Travel Cover	●	●	●	●	●	●	●	●	●	●
Twin-Plated Bow	✓	✓	✓	na	✓	✓	na	✓	✓	✓
Washdown System	●	na	na	●	●	20/20 mag - ●	na	na	●	2025 - ●
Fire Extinguisher	✓	✓	✓	✓	✓	✓	✓	●	●	●
Stereo	✓	✓	✓	✓	✓	✓	✓	✓	●	●
Horn	✓	✓	✓	✓	✓	✓	✓	✓	✓	✓

STANDARD & OPTIONAL EQUIPMENT

View and compare Lund® aluminum and fiberglass boats at a glance in one handy chart.

	PRO GUIDE	RENEGADE	ADVENTURE	REBEL XL	FURY	ANGLER	ALASKAN	SSV, WC, A	PREDATOR
✓ Standard Feature ● Optional Equipment									
CONVENIENCE									
Add-on Rear Flip Seats	na	na	na	Tiller - na Sport/SS - ●	na	na	na	na	na
Integrated Rear Jump Seats	na	1775 - na 1875/1975 - ✓	✓	na	na	na	na	na	na
Livewell Pump Out	na	✓	na	na	na	na	na	na	na
ProRide Seats	16/17 - ● 18/20 - ✓	1775 - na 1875/1975 - ✓	na	na	na	na	●	na	na
AirRide Pedestals	●	●	na	na	na	na	●	na	na
Solid Pedestals	✓	✓	✓	✓	✓	✓	✓	na	✓
Bow Cushion	na	na	Sport - ● SS - na	na	na	na	na	na	na
Travel Cover	●	●	●	✓	Mooring Cover - ●	●	●	Mooring Cover - ●	na
Twin-Plated Bow	✓	na	✓	✓	na	✓	na	na	na
Washdown System	2075 - ●	na	na	na	na	na	na	na	na
Fire Extinguisher	●	●	●	●	●	●	●	na	na
Stereo	●	●	●	●	na	Sport/SS - ● Tiller - na	na	na	na
Horn	✓	✓	✓	✓	●	✓	●	na	CC & SS - ✓ Tiller - na

PURE POWER IS STANDARD

**BACKED BY THE EXPERIENCE AND STABILITY
OF MERCURY MARINE® OUTBOARDS.**

As part of the Mercury® family, you will experience boating backed by the strength of the largest and most advanced recreational marine engine company in the world. These quiet-running, fuel sipping power plants are on the leading edge of marine propulsion technology, and reliability and ease of maintenance are built into every model. For full details on Mercury's non-stop technological advances, visit mercurymarine.com

MERCURY FOURSTROKE TECHNOLOGY

New FourStroke technology results in efficient, quiet, and powerful engines that are also the smallest and lightest in their class. These incredibly reliable outboards deliver faster planing, quicker acceleration, and the peace of mind that only Mercury can bring.

MERCURY PROP TECHNOLOGY

The world's finest engineering team in marine propulsion drives the design of Mercury propellers—the link between your boat and the water. From blazing top-end speeds to enormous pulling power, Mercury props deliver uncompromising performance. That's why the U.S. Coast Guard relies on Mercury propellers—and why you can, too.

MERCURY SERVICE NETWORK

With thousands of Mercury dealers around the world, there are always experienced service technicians accessible to you should the need arise. Mercury Limited warranties come standard on every engine, and extended warranties are available with Mercury Product Protection service.



LUND APPAREL & GEAR

You wouldn't be caught in any boat but a Lund® while fishing your favorite waters. Now you can further look the part of a hardcore angler, thanks to Lund's extensive line of apparel. Men, women and children can sport clothing with a range of Lund logos from past to present, plus hats for sun protection. Show your Lund pride along with the pros by visiting lundboats.com and clicking on Gear.

[GET YOUR GEAR](#)



ULTIMATE FISHING CAMP

CHASE ON THE LAKE RESORT, WALKER, MN
 JUNE 26-29, 2022

Four days. One goal. To make you a better angler. The Ultimate Fishing Camp is an experience like no other—on-the-water seminars with Lund pros, on-the-land seminars addressing electronics and other technical aspects of boating and fishing, and the chance to network with peers and pros throughout the process. Past events have filled up quickly, so register now!

Full details and registration: UltimateFishingCamp.com or 1-855-LOA-HOOK

“ There’s no better event for learning about this sport than the Ultimate Fishing Camp. From time on the water with the pros to the hands-on educational opportunities covering gear, boat-handling and electronics - I improved my skills, made new fishing friends and was wowed by great food and lodging.”

- Chris Brimmell, 2021 Participant

In June 2021, 22 anglers spent four days improving their skill sets, meeting the pros, experiencing thrilling on-the-water action, and socializing with fellow Lund enthusiasts at Chase on the Lake Resort

LUND LIFETIME LIMITED WARRANTY

Lund’s Lifetime Limited Warranty gives you the best overall coverage available. From bow to stern, gunwale to gunwale, your new Lund® is backed with a transferable* warranty—and Lund’s promise that we’ll make sure any claims are handled with speed, ease and our full support.

It’s because Lund boats are built so well that we can afford to give you this superior warranty. We don’t think you’ll need it; we have that much confidence in our boats. But if you do need warranty support, you can be sure you’ll have the very best in the industry.

- Lifetime Warranty on double-riveted seams (Aluminum)
- Lifetime Warranty on all plywood panels, related materials and labor (Aluminum)
- Lifetime Warranty against structural hull defects (Fiberglass)
- Three-Year 100 Percent Bow-to-Stern Parts and Labor, some exclusions apply—ask your Lund dealer for details
- Transferable*

Lund’s Three-Year Material and Workmanship Warranty is transferable*. Ask your Lund dealer for details.



WC 12 in Fall Marsh.

* Boats may show factory and/or dealer installed options. Please see dealer for details. See dealer for full warranty details. Standard exclusions apply. Lifetime warranty on double-riveted seams, plywood panel, and structural fiberglass hull are non-transferable. Second owner receives 10-year pro-rated warranty.



LUND[®]
THE ULTIMATE FISHING EXPERIENCE

LUND[®] BOAT COMPANY
218-385-2235 • www.lundboats.com

