

BERKSHIRE

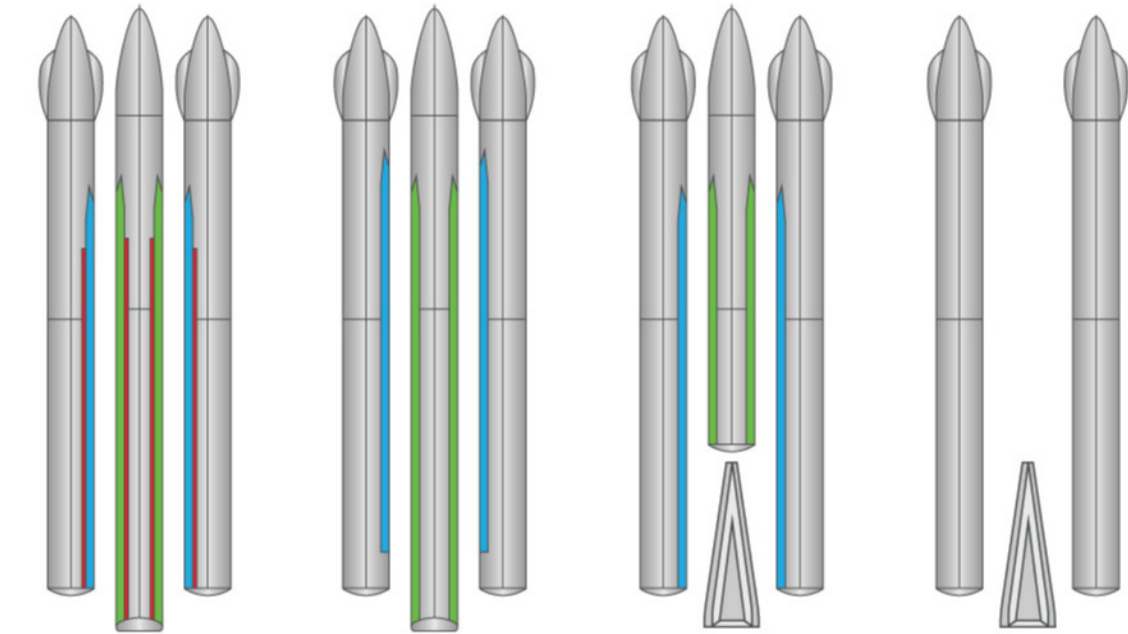
2022 CATALOG





PERFORMANCE PACKAGES

- 3.0+**
For those who want it all; Allowing you premier performance and a smoother ride on rougher waters. Horse power ratings up to 900
- 3.0**
For the experienced pontoon owner who has a desire to expand more
- 2.75**
For those who want a tri-toon experience with a limited package
- 2.0**
For those who simply want to get out on the water and enjoy a nice sunset cruise or early morning fishing session



3.0+

3.0

2.75

2.0

Full Center Tube (25")	✓	✓		
Lifting Strakes On The Center Tube	✓	✓	✓	
Lifting Strakes On The Inside Of Outer Tube	✓	✓	✓	
Aluminum Underdeck Performance Skin	✓	✓	✓	
Seastar® Hydraulic Steering	✓	✓	✓	
Power Assist Steering Pump	✓	✓	✓	
Sport Ski Tow	✓			
"Pad" Running Surface	✓			
Fuel Tank Capacity (Gallons)	47	37	27	27

All information contained in this brochure is believed to be accurate at the time of printing. However, during the model year, it may be necessary to make revisions. Forest River, Inc. reserves the right to make changes without notice, including prices, colors, materials, equipment, and specifications as well as the addition of new models and the discontinuance of models shown in this brochure. Please consult your authorized Forest River Marine dealer and confirm the existence of any material, design or specifications that are critical to your purchase decision. Photography and illustrations may show optional equipment available at additional cost. Standard features, capacities and other specifications are subject to change.

BERKSHIRE LE SERIES

YOUR TIME HAS COME

AVAILABLE IN 2.0 & 2.75 PERFORMANCE PACKAGES (PAGE 1)

For the first time boat buyer who want great features and great pricing, this popular series is a home run. Look at all of our superior features and you'll agree!

24 RFX LE PICTURED



LE SERIES STANDARD FEATURES

- (4) Speakers w/ Protective Inside Covers
- 27 Gallon, Direct Fill, Fuel Tank in Motor Pod w/ Fuel / Water Separator
- 3/4" One Piece V-Lite Performance Deck
- Bimini Top Trailering Brackets
- Bow Reinforcement Bumper & Continuous Extruded Aluminum Riser Brackets
- Clarion Radio
- Deutsch Waterproof Electrical Wiring Harness
- Exterior "D" Rail Design
- Fishing Center w/ Livewell, Tackle Trays & Rod Holders (RFC Models)
- LED Navigation Lights
- Port Side Cup Holder (RFX Models)
- Port Stern Gate (RFC Models)
- Radius Deck w/ Integrated Deck Trim and Vinyl Rub Rail
- Raised Logos
- Reinforced Splash Fins
- Stainless Steel Cleats and Rail Braces
- Stainless Steel Rimmed Cupholder - One in helm
- Steel Framed Mid Back Reclining Helm Chair w/ Arms & Headrest
- Stern Platform w/ SS Telescoping Ladder
- Stern Stainless Steel Corners
- Surlast 10' Color Matched Bimini Top w/ Quick Release
- Surlast Color Matched Playpen Cover (Factory Installed)
- Tachometer, Voltmeter, Fuel Gauge, Trim Gauge, 12 Volt Receptacle
- Transducer Bracket on Starboard Tube
- Vinyl Wrapped Furniture Bases



OPTIONAL TABLE



CLARION HEAD UNIT



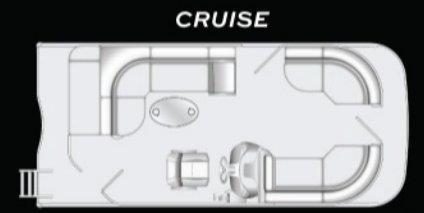
BIMINI



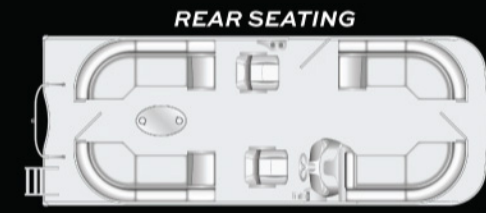
RECESSED CUPHOLDERS




WIRELESS CHARGING DOCK



20CL LE



24RFX



22RFC LE

NO MATTER YOUR NEEDS,
WE HAVE A LAYOUT THAT'S THE PERFECT FIT

SEE ALL **12 LAYOUT OPTIONS**

IN OUR LE SERIES ONLINE



WWW.BERKSHIREPONTON.COM
BUILD YOUR OWN CUSTOM BOAT OR GET A QUOTE

BERKSHIRE CTS SERIES

EVERYTHING UNDER THE SUN

AVAILABLE IN 2.0, 2.75, & 3.0 PERFORMANCE PACKAGES (PAGE 1)

Looking for a pontoon to cruise, fish or entertain your friends, and family on? Berkshire's CTS Series offers a wide range of these floorplans. This already feature-rich pontoon has an endless amount of options so you can personalize it to suit your needs.

24SB2 PICTURED



CTS SERIES STANDARD FEATURES

- (2) Steel Framed Mid Back Stern Chairs (RFC2 Model)
- (4) Speakers w/ Protective Inside Covers
- 27 Gallon, Direct Fill, Fuel Tank in Motor Pod w/ Fuel / Water Separator
- 3/4" One Piece V-Lite Performance Deck
- Bimini Top Trailering Brackets
- Bow Reinforcement Bumper & Continuous Extruded Aluminum Riser Brackets
- Deutsch Waterproof Electrical Wiring Harness
- Extended Stern Platform w/ SS Telescoping Ladder
- Fishing Center w/ Livewell, Tackle Trays & Rod Holders (A & RFC Models)
- Oval Shaped Silver Matte Table
- Port Side Cup Holder (RFX Models)
- Port Stern Gate (A & RFC Models)
- Quick Release Nylon Bimini Brackets

- Radius Deck w/ Integrated Deck Trim and Vinyl Rub Rail
- Raised Logos
- Reinforced Splash Fins
- Stainless Steel Cleats
- Stainless Steel Cup Holders
- Stainless Steel Ski Tow Bar (RFX, E, SB2 Models)
- Steel Framed/Coated Mid Back Helm Chair w/ Arms & Seat Slider Pedestal
- Stern Stainless Steel Corners
- Surlast 10' Color Matched Bimini Top w/ Quick Release
- Surlast Color Matched Playpen Cover (Factory Installed)
- Tachometer, Voltmeter, Fuel Gauge, Trim Gauge, 12 Volt Receptacle
- Transducer Bracket on Starboard Tube
- Vinyl Wrapped Furniture Bases



IN FLOOR STORAGE




CAPTAINS CHAIR



WIRELESS CHARGING DOCK



WET SOUNDS AUDIO



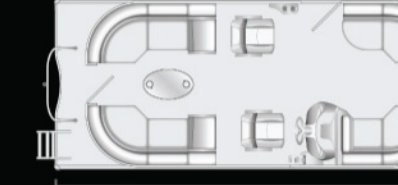
SKI TOW BAR SAFETY NET

FISH



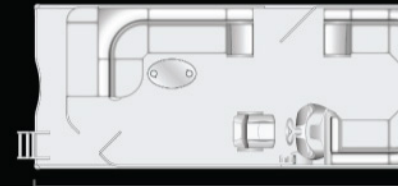
20A

REAR SEATING



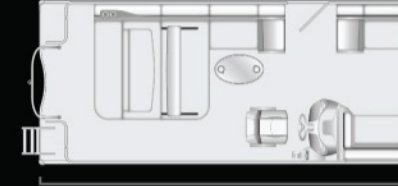
22RFX

CRUISE



24CL

ENTERTAINMENT



24SB2



NO MATTER YOUR NEEDS, WE HAVE A LAYOUT THAT'S THE PERFECT FIT - SEE ALL 15 LAYOUT OPTIONS IN OUR CTS SERIES ONLINE



WWW.BERKSHIREPONTON.COM
BUILD YOUR OWN CUSTOM BOAT OR GET A QUOTE

BERKSHIRE STS SERIES

LUXURY AND STYLE

AVAILABLE IN 2.0, 2.75, 3.0, & 3.0+ PERFORMANCE PACKAGES (PAGE 1)

Somewhere between better and best, this model line delivers more bang for the buck. Popular with second and third time boat buyers, we have packed a lineup that is sure to please.

23ULE PICTURED



STS SERIES STANDARD FEATURES

- (4) 165 Watt Lighted Speakers w/ Protective Inside Covers
- 27 Gallon EPA Approved Fuel Tank in Motor Pod w/ Fuel / Water Separator
- 3/4" One Piece V-Lite Performance Deck w/ Bow Reinforcement Bumper
- Aluminum Framed Mid Back Reclining Helm Chair w/ Arms & Headrest
- Black Soft Grip Steering Wheel w/ Tilt Cable Steering
- Deutsch Waterproof Electrical Trunk Wiring Harness
- Electric Bimini
- Extended Stern Vinyl Swim Platform w/ Stainless Steel Telescoping Ladder
- Exterior "D" Rail Design on Full Rail Panels
- Fire Extinguisher Housing - Starboard Aft
- Helm Seat Slider Pedestal

- LED Docking Lights in Front Rail Panels
- Oval Shaped Silver Matte Table
- Radius Deck w/ Integrated Deck Trim, Rub Rail and Aluminum Corner Pads
- Raised Logos
- Reinforced Splash Fins
- Stainless Steel Cleats, Rail Braces and Cup Holders
- Stainless Steel Ski Tow Bar & Port Side Cup Holder (RF Models)
- Standard Analog Gauges: Trim, Tachometer & Speedometer
- Surlast 10' Coal Electric Bimini Top
- Surlast Coal Playpen Cover (Factory Installed)
- Wet Sounds Audio




WET SOUNDS AMPLIFIER



CAPTAINS CHAIR



IN FLOOR STORAGE

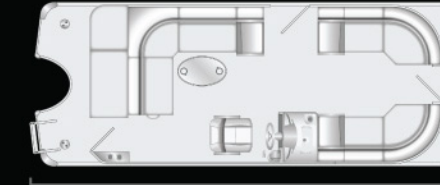


HELM STORAGE



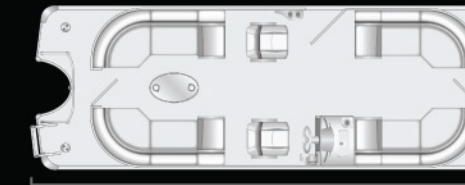
USB PORTS IN STORAGE LID

CRUISE



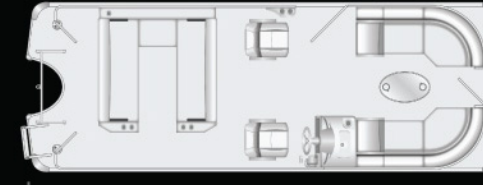
21CL STS

REAR SEATING



23RFX STS

ENTERTAINMENT



23ULE STS

NO MATTER YOUR NEEDS,
WE HAVE A LAYOUT THAT'S THE PERFECT FIT

SEE ALL **17 LAYOUT OPTIONS**

IN OUR STS SERIES ONLINE



WWW.BERKSHIREPONTON.COM
BUILD YOUR OWN CUSTOM BOAT OR GET A QUOTE

BERKSHIRE SPORT SERIES

YOU DESERVE THE BEST

AVAILABLE IN 3.0+ PERFORMANCE PACKAGE (PAGE 1)

For those who dare to go where few venture we offer the Sport Series. Color, touch screen controls at the helm; electronically-operated arches; cameras for rear views & docking? Who would have thought these could be found on pontoon boats? Check out the looks & performance of these models! When it comes to all out performance in a pontoon boat the Sport Series is the obvious choice. Package with base colors or add one of the incredible cool touch vinyl options.



SPORT SERIES STANDARD FEATURES

"Pad" Running Surface	Full Center Tube w/ Integrated Transom	Silver Matte Table
(4) 165 Watt Lighted Speakers and (2) Exterior Stern Lighted Speakers	Helm Courtesy Light	Sport Ski Tow Bar
12.3" Murphy Digital Color Touch Screen w/ GPS, Depth Sounder, Fuel Level	Integrated Radio	Stainless Steel Cup Holders
3.0 + Performance Package	Italian Sport Wheel	Stainless Steel Pop-Up Cleats
Performance Deck w/ Bow Reinforcement Bumper	Lifting Strakes (4)	Stainless Steel Rail Braces
31" High Back Helm Chairs w/ Headrest and Hydraulic Height Adjusted Pedestal	Motor Installation 3.0+	Stern Remote Radio Control
47 Gallon EPA Approved Fuel Tank in Motor Pod w/ Fuel / Water Separator	New SS Rubrail Insert	Surlast 10' Coal Bimini Top w/ Stainless Steel Frame
Double Arm Hinges for Easy Access to Seat Storage	Protective Inside Covers	Surlast Coal Playpen Cover (Factory Installed)
Dual Battery Switch & Charger	Raised Logos	Tilt Out Trash Receptacle
Electric Powered Sport Arch	Reinforced Splash Fins	Voltmeter, Trim, Oil Pressure, Tachometer/Hourmeter, Speedometer
Extended Stern Vinyl Platform w/ Transom Washdown & Stainless Ladder	Seastar Hydraulic w/ Tilt Steering	Wet Sounds Audio Upgrade
Full Aluminum Underdeck Performance Skin		




CAPTAINS CHAIR



WET SOUNDS TRANSM REMOTE



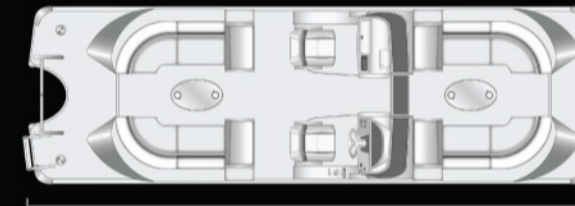
LAYBACK



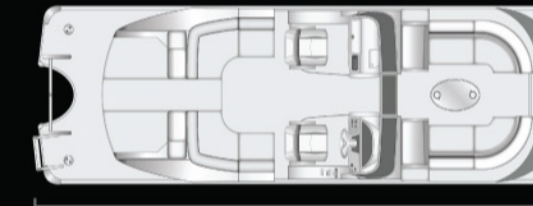
FRESH WATER WASHDOWN



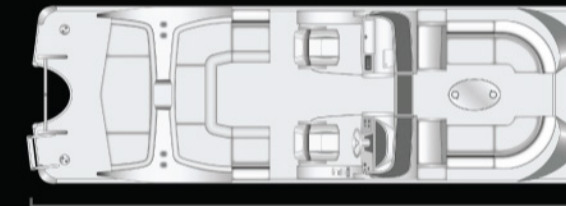
SKI/GO PRO MOUNT



25 SPORT RFX9 DC



25 SPORT SLX9 DC



25 SPORT CL9 DC



WWW.BERKSHIREPONTON.COM
BUILD YOUR OWN CUSTOM BOAT OR GET A QUOTE

BERKSHIRE CAPACITY INFORMATION

2022 Model Year TUBE DIAMETER DECK WIDTH DECK LENGTH TUBE LENGTH LENGTH OVER ALL DRY WEIGHT (APPROX.) CAPACITY CAPACITY (LBS.) PERSONS, MOTORS & GEAR MAX H.P.

SPORT SERIES

25x925S-3.0+	25"	8' 6"	27' 7"	26' 3"	28'	3130	15	2170	3190	450
25x925S-Twin-3.0+	25"	8' 6"	29' 1"	28'	29' 6"	3950	9	1325	3365	900

STS SERIES

25x21-2.0	25"	8' 6"	22' 3"	20' 11"	22' 3"	2010	10	1340	2005	150
25x21-2.75	25"	8' 6"	22' 3"	20' 11"	22' 8"	2160	10	1435	2200	200
25x21-3.0	25"	8' 6"	22' 3"	20' 11"	22' 8"	2260	11	1615	2430	250
25x21-3.0+	25"	8' 6"	22' 3"	20' 11"	22' 8"	2360	12	1675	2490	300
25x23-2.0	25"	8' 6"	24'	22' 8"	24'	2080	12	1725	2390	150
25x23-2.75	25"	8' 6"	24'	22' 8"	24' 5"	2400	12	1735	2500	200
25x23-3.0	25"	8' 6"	24'	22' 8"	24' 5"	2450	13	1870	2685	250
25x23-3.0+	25"	8' 6"	24'	22' 8"	24' 5"	2550	12	1720	2740	450
25x25-2.0	25"	8' 6"	25' 5"	24' 1"	25' 5"	2410	13	1830	2495	150
25x25-2.75	25"	8' 6"	25' 5"	24' 1"	25' 10"	2540	14	1970	2735	200
25x25-3.0	25"	8' 6"	25' 5"	24' 1"	25' 10"	2690	14	2025	2840	250
25x25-3.0+	25"	8' 6"	25' 5"	24' 1"	25' 10"	2810	13	1900	2920	450

CTS SERIES

23x20-2.0	23"	8' 6"	19' 3"	19' 6"	20' 10"	1440	10	1355	1885	75
25x20-2.0	25"	8' 6"	19' 3"	19' 6"	20' 10"	1490	11	1485	2110	90
25x20-2.75	25"	8' 6"	19' 3"	19' 6"	21' 3"	1690	11	1545	2170	115
25x20-3.0	25"	8' 6"	19' 3"	19' 6"	21' 3"	1740	12	1700	2325	115
23x22-2.0	23"	8' 6"	20' 5"	20' 8"	22'	1895	10	1340	1870	90
25x22-2.0	25"	8' 6"	20' 5"	20' 8"	22'	1955	10	1450	2115	150
25x22-2.75	25"	8' 6"	20' 5"	20' 8"	22' 5"	2055	11	1510	2275	200
25x22-3.0	25"	8' 6"	20' 5"	20' 8"	22' 5"	2105	12	1665	2430	200
23x24-2.0	23"	8' 6"	22' 5"	22' 8"	24'	2015	11	1585	2115	90
25x24-2.0	25"	8' 6"	22' 5"	22' 8"	24'	2065	12	1730	2395	150
25x24-2.75	25"	8' 6"	22' 5"	22' 8"	24' 5"	2165	13	1830	2595	200
25x24-3.0	25"	8' 6"	22' 5"	22' 8"	24' 5"	2215	14	1935	2750	250

LE SERIES

25x20-2.0 - LE	25"	8' 6"	19' 3"	19' 6"	20' 10"	1450	11	1590	2125	90
25x20-2.75 - LE	25"	8' 6"	19' 3"	19' 6"	21' 3"	1680	11	1545	2170	115
25x22-2.0 - LE	25"	8' 6"	20' 5"	20' 8"	22'	1915	10	1465	2130	150
25x22-2.75 - LE	25"	8' 6"	20' 5"	20' 8"	22' 5"	2045	11	1610	2275	150
25x24-2.0 - LE	25"	8' 6"	22' 5"	22' 8"	24'	2025	12	1745	2410	150
25x24-2.75 - LE	25"	8' 6"	22' 5"	22' 8"	24' 5"	2155	13	1930	2595	150


LE 24FCR



CTS 24RFX




STS 23SBE



CSI marine industry
Customer Satisfaction Index
award

CUSTOMER SATISFACTION INDEX
AWARD WINNER

2019, 2020, 2021



BUILT WITH LONGEVITY IN MIND - ELIMINATE DECK ROT



ENJOY PROLONGED LIFE AND OPTIMAL PERFORMANCE

OUR Z42 CHASSIS AND DECKS ARE BUILT

2X STRONGER AND 40% LIGHTER

Z42 COMPOSITE DECK

Our Z42 composite deck is the best in the business. Consisting of 1 piece with no seams, this deck is superior to all competitors. Our construction eliminates moisture absorption, mold growth, and deck rot that is found in traditional plywood systems. This decking will prolong the life of your boat to it's fullest.

WEATHER & FADE RESISTANT FLOORING

We use only the finest selection of flooring materials that are sure to last.

INTEGRATED DECK TRIM & RUB RAIL

No glue, no worries. Trim won't detach due to failing adhesives.

CONTINUOUS RISER BRACKET

We weld our risers directly to the tubes for the strongest and most rigid chassis structure available.

PRESSURISED TUBES

Air pressure increases the rigidity and durability of pontoons. Our design features a standard Schrader valve for easy air-up.

52 INCH NOSE CONE

You'll notice an instant increase in rideability and the ability to get on plane faster.

STRONGER BONDED BOLT THROUGH METHOD


Screwed, glued, & bolted. Our bolt attachment technique will last years longer than traditional methods.

REINFORCED SPLASH FINNS

Keep splashback off your boat.

REINFORCED CONTINUOUS BOW

Constructed of C-channel and box channel tubing, resulting in the strongest bow on the market.



LIFETIME STRUCTURAL WARRANTY

ALL ALUMINUM AND WELDS BELOW DECK

7 YEAR FLOORING OR VINYL UP

ORIGINAL OWNER

DO YOUR HOMEWORK BEFORE YOU BUY

FEATURES	BERKSHIRE	COMPETITOR	COMPETITOR	WHY WE DO IT
Nose Cone Length	✓ 52"			Rideability, Faster On Plane.
Pressurized Pontoons	✓			Rigidity, Durability, Schrader Valve For Easy Air-up.
Drain Plugs In Pontoons	✓			Easy Drain If Ever Needed For A Repair.
Multipoint Splash Fin Reinforcement	✓			Extra Durable In The Event Of Hitting A Post, Pier, Or Lift.
Chassis Crossmember Spacing	✓ 16" / 20" (LE)			Industry Leading Chassis. Less Floor Deflection & Smoother Ride.
Full Framing Construction	✓			Screwed, Glued, Bolted - 100% Deck Attachment
Deck Material	✓ Composite			Z42 - 2x Stronger & 40% Lighter (Page 3 For Info)
In Floor Storage Availability	✓ 19"W 79"L			Great Storage For Bumpers, Fenders, Auger Poles, Skis, Etc.
Continuous Riser Construction	✓			Welded To Tubes For Rigid Structure.
Reinforced Continuous Bow	✓			Constructed Of C-channel & Box Channel For A Stronger Chassis.
Rub Rail Intergraded Protective Insert	✓			No Glue To Fail.
Automotive Deutsch Wiring Harness	✓			Impervious To Water, No Corrosion.
Stainless Steel Hardware	✓			Corrosion Resistant, Aesthetic Appearance, Impact Resistant.
Rail Finishing	✓ Anodized			No Chipping, Peeling, Most Corrosion Resistant Aluminum Finish.
Rail Skin/panel Thickness	✓ .040"			Stronger Than Traditional Skins/panels, Non-corrugated.
Furniture Base Construction	✓ Rotomold			Lightweight, Strong And No Rot.
Gps Selection	✓			Industry Leading Marine Electronics.
Stainless Steel Ladder	✓ Standard			Superior To Aluminum Ladder Oxidation Time/duribility.
NMMA Certified Construction	✓			National Marine Manufacturers Association Certified.



ENGINE PACKAGES

- 60HP - 115HP**
SMALL LAKES/CRUISING
- 115HP - 150HP**
LIGHT SKIING/WATERSPORTS, FAMILY CRUISING
- 175HP - 300HP**
HEAVY WATERSPORTS, WAKEBOARDING/CRUISING
- 300HP - 450HP**
LARGE, HEAVY BOATS, SPEED & PERFORMANCE
- 600HP - 900HP**
TWIN ENGINE PACKAGES, SPEED & PERFORMANCE

BUILD YOUR OWN CUSTOM BOAT





BERKSHIRE

A NAME SYNONYMOUS WITH WORTH, POWER AND CLASS



BACKED BY AN INDUSTRY LEADER.

Founded in 1996, Forest River, Inc., has grown to become one of the largest recreational vehicle manufacturers in the world. Forest River, Inc. is also one of the largest employers in the recreational vehicle industry with approximately 15,000 employees and more than 90 manufacturing facilities throughout the country.

As a division of Forest River, Inc., a wholly owned subsidiary of Berkshire Hathaway, Forest River Marine offers the kind of financial stability to its customers that no other recreational products company can provide. Forest River Marine will remain committed to continual product improvement as a means to provide its owners with a lifetime of enjoyment, and a product that holds its value.

WARREN BUFFET