


INDEPENDENCE BLUE **QHD-MAX**



RAVISHING RED **QHD-MAX**

WEATHERED
CHERRY



IVORY COAST

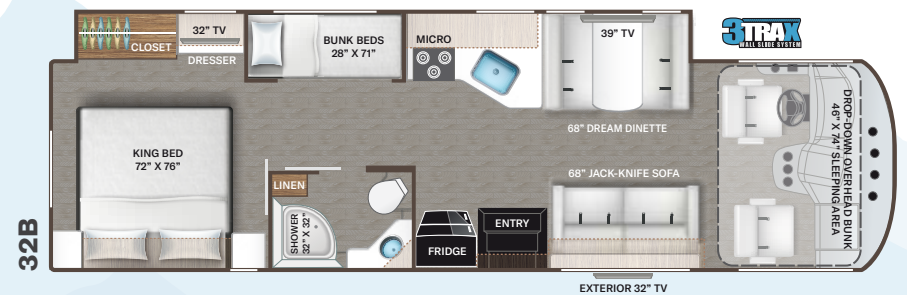
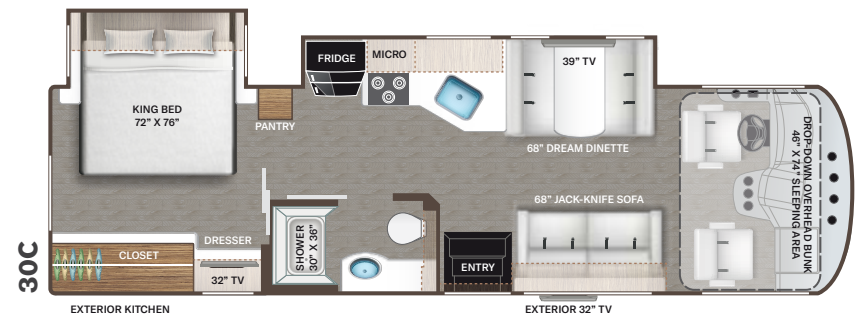
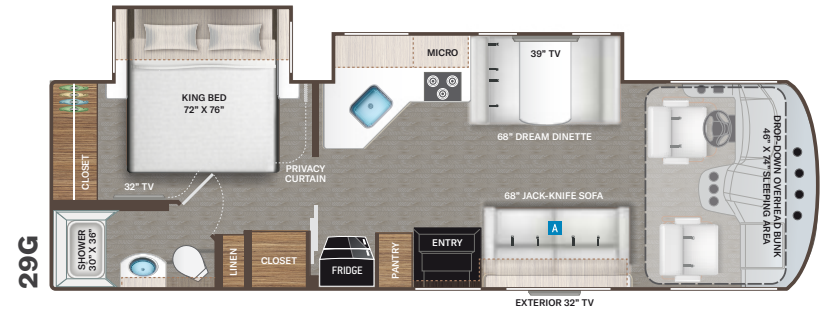
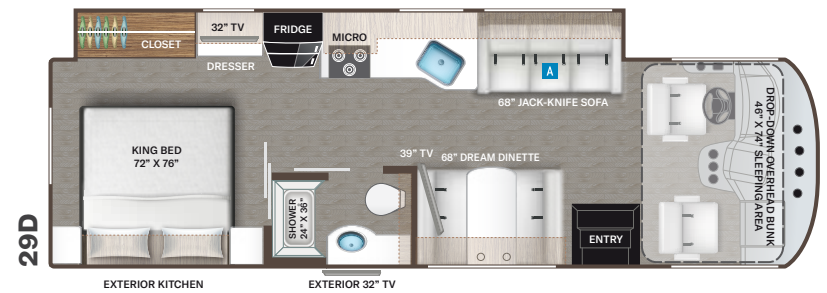


FLOORING




OPTIONAL HOME
COLLECTION

ACE[®]



Option Available on
Select Floor Plans:



Featured Highlights

CONSTRUCTION & EXTERIOR

- Ford® F-53 Chassis - 7.3L Triton® V8 Engine, 350HP, 468 lb.-ft. Torque - TorqShift® 6-Speed Automatic Transmission with Overdrive
- One-Piece Fiberglass Front Cap
- One-Piece Panorama Windshield
- Welded Tubular Steel Floor
- Welded Tubular Aluminum Roof & Sidewall Cage Construction
- Vacu-Bond Laminated Roof, Walls & Floor with Block Foam Insulation
- Premium One-piece Crossflex™ Roof
- HD-MAX® Exterior with Graphics Package
- Automatic Leveling Jacks with Touchpad Controls
- Side-Hinged Flush Mount Radius Compartment Doors
- Rotocast Storage Compartments
- Basement Pass-Through Storage
- Pet-Link™ Multi-Purpose Tie-Down
- Power Patio Awning with Integrated LED Lighting
- Slideout Room Topper Awning(s)
- Electric Entry Step
- Roof Ladder
- 8,000-lb. Trailer Hitch with 7-pin Round Connector

AUTOMOTIVE & COCKPIT

- 10" Touchscreen Dash Radio with Bluetooth®, Android Auto®, Apple CarPlay™ & Sirius/XM® Radio Ready
- Steering Wheel Audio Control
- Back-Up Monitor
- Heated/Remote Exterior Mirrors with Integrated Side View Cameras
- Reclining/Swivel Leatherette Captain's Chairs
- Emergency Engine Start Switch

- Windshield Privacy Shade
- Conversation Mirrors
- Cruise Control
- Tilt and Telescoping Steering Wheel
- Automatic Headlights
- Map Lights
- Bird's Eye™ Window
- Valve Stem Extenders on Rear Wheels
- 19.5" Tires with Stainless Steel Wheel Liners
- Dash Workstation with 110-volt & 12-volt Outlets
- Power Drop-Down Hide-Away Overhead Bunk with Bunk Ladder

INTERIOR

- Rubber Tread Entry Steps with Lighted Step Well & Utility Storage
- Residential Vinyl Flooring
- 84" Interior Ceiling Height
- LED Lighting
- Lambrequin Window Treatments
- Ceiling Ducted Air Conditioning System
- Flat Panel Cabinet Doors with Matte Black Finish Hardware
- Pressed Laminate Countertops
- Dinette Storage Drawer (29G, 30C & 32B)
- Full Extension Ball-Bearing Metal Drawer Guides
- Leatherette Sofa Bed
- Leatherette Dream Dinette® with Cup Holders
- Wireless Phone Charger with USB Plug on Dinette Table Top
- Single Child Safety Tether in Dream Dinette®
- Window Privacy Shades
- 12-volt Attic Fan in Living Area

INTERIOR OPTIONS

- Home Collection Interior Decor & Cabinetry Package
- Leatherette Theater Seats with Integrated Footrests (29D & 29G)

KITCHEN

- Double Door Refrigerator
- 3-Burner Gas Cooktop/Oven with Bi-Fold Glass Cover
- Microwave Oven
- Glass Tile Backsplash
- Oversized Stainless Steel Single Bowl Sink & Single Handle Faucet with Pull-Down Sprayer
- Pantry (29G, 30C & 32B)
- Waste Basket
- Solid Surface Kitchen Countertop
- Kitchen Countertop LED Accent Lighting

BEDROOM & BATHROOM

- King Size Bed
- Bedroom 12V Outlet for CPAP Machine
- Designer Headboard, Bedsread & Pillow Shams (29D, 30C & 32B)
- Bunk Beds with Bunk Ladder (32B)
- 12-volt Fan with Wall Switch in Bathroom
- Pull-Out Kibble Station™ with FDA Approved Pet Bowl Liner
- Foot Flush Porcelain Toilet
- Shower with Curved Rod and Anti-Microbial Curtain (29D, 29G & 30C)
- Shower with Glass Door (32B)

ENTERTAINMENT

- 39" TV in Living Area
- 32" TV in Bedroom

- Tablet Holder and USB Charge Ports in Bunk Beds (32B)
- Exterior 32" TV on Swivel Bracket with Bluetooth® Built-in Sound Bar and Radio
- Winegard® Connect™ 2.0 WiFi / 4G / TV Antenna
- USB Charging Ports - Bedroom and Living Room
- Cable TV Ready
- Digital TV Antenna
- Satellite Mounting Backer in Roof
- Exterior Kitchen with Refrigerator, Sink & 1000-watt Inverter (29D & 30C)

ELECTRICAL & PLUMBING

- Onan® RV QG 4000 Gas Generator
- 50-amp Detachable Shoreline Power Cord
- Energy Management System
- Automatic Transfer Switch with Power Protection
- Automatic Generator Start (AGS)
- Dual Roof Air Conditioners
- Solar Prep - Includes Solar Controller
- Second Auxiliary House Battery
- Battery Disconnect Switch
- 360° Siphon® RV Holding Tank Vent Cap
- 1" Fresh Water Tank Drain
- Black Tank Flush System
- Water Heater
- Water Heater Bypass System
- Enclosed & Heated Holding Tanks (29G, 30C & 32B)
- Enclosed Holding Tanks with Heat Pads (29D)
- Outside Shower
- Systems Control Center
- Exterior LP Connection

ELECTRICAL & PLUMBING OPTION

- 100-watt Solar Charging System with Power Controller

For a complete listing of available features, visit thormotorcoach.com/ace.

Use your phone's camera to find out more information.

Just scan the code!



	29D	29G	30C	32B
Chassis	Ford	Ford	Ford	Ford
Gross Vehicle (GVWR)	18,000	18,000	18,000	18,000
Gross Combined (GCWR)	23,000	23,000	23,000	23,000
Wheel Base	190"	190"	208"	208"
Exterior Length (w/o ladder)	30'-9"	30'-9"	31'-11"	33'-5"
Exterior Height (w/AC)	12'-2"	12'-2"	12'-2"	12'-2"
Exterior Width (w/o mirrors)	99"	99"	99"	99"
Interior Height (living area)	84"	84"	84"	84"
Awning Size	19'	19'	19'	19'
Fuel (gal)	80	80	80	80
LPG (lbs)	88	88	88	88
Fresh/Waste/Gray Water (gal)	50 / 40 / 40	50 / 40 / 40	50 / 40 / 40	50 / 40 / 40
Furnace (BTUs)	35,000	35,000	35,000	35,000
Exterior Storage Capacity (cu. ft.)	66	86	71	100
Hitch Weight Rating (lbs)	8,000	8,000	8,000	8,000

IMPORTANT—PLEASE READ: This brochure reflects product design, fabrication, material, components and specifications at the date of printing, which date is disclosed below. Please visit us online at ThorMotorCoach.com or consult with your selling dealership for the latest in standards, options, specification and technical information. Photographs in the brochure may depict optional equipment or may only be available in certain floor plans. Components, appliances and the chassis may have been manufactured in a calendar year before the vehicle's designated model year. All capacities are approximate. The actual length of the vehicle may differ from that indicated in the brochure due to variances in the manufacturing processes and/or installed components. All dry weights are based on standard model features and do not include optional features or equipment. Component part and appliance manufacturers issue limited warranties covering portions of the vehicle not covered under the limited warranty we issue. Copyright Thor Motor Coach, Inc. © MY 04/01/2022



Made to fit.

P.O. Box 1486, Elkhart, IN 46515 Sales Department: 800.860.5658

thormotorcoach.com/ace



Go RVing

