

AT THE END OF THE TRAIL,
PARADISE AWAITS

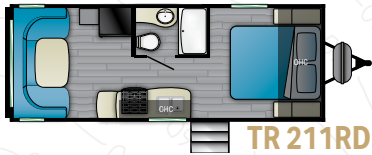


TRAIL RUNNER

 BROUGHT TO YOU BY
HEARTLAND

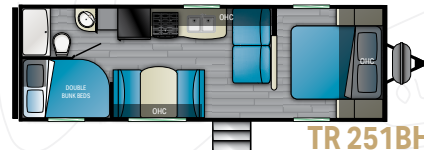
TOP 5 EXTERIOR FEATURES

- 1 | Secure step entry steps with extra large handle
- 2 | Griddle with metal countertops in all outside kitchens - More versatile than two burner stove
- 3 | Hybrid Aluminum Front Profile - Aerodynamic radius front cage structure for better wind and water deflection, adding strength and reduces tongue weight
- 4 | Mammoth Storage - Industry leading 57 cu. Ft. Pass Thru Storage
- 5 | Slide Topper Prep and Tire Pressure Monitoring System Prep Allowing for Easy Customer Upgrades



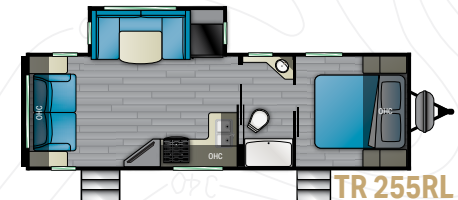
TR 211RD

LENGTH - 25' 8-1/2" | HEIGHT - 11' 0" | HITCH - 626 LBS.
DRY - 4,278 LBS. | GVWR - 7,626 LBS. | SLEEP CAPACITY - 3-4



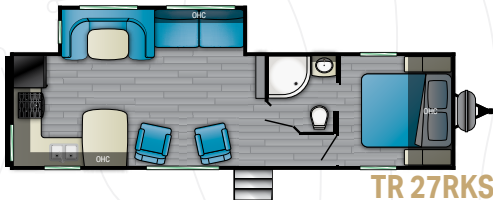
TR 251BH

LENGTH - 29' 6-1/2" | HEIGHT - 11' 2" | HITCH - 558 LBS.
DRY - 4,936 LBS. | GVWR - 6,900 LBS. | SLEEP CAPACITY - 7-8



TR 255RL

LENGTH - 26' 9" | HEIGHT - 11' 2" | HITCH - 664 LBS.
DRY - 5,616 LBS. | GVWR - 7,664 LBS. | SLEEP CAPACITY - 5-6



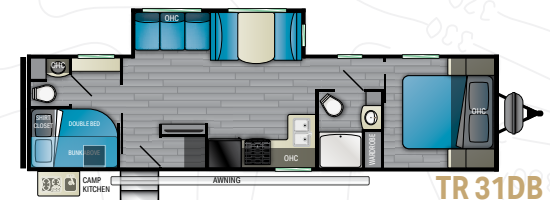
TR 27RKS

LENGTH - 33' 11" | HEIGHT - 11' 2" | HITCH - 774 LBS.
DRY - 6,392 LBS. | GVWR - 9,574 LBS. | SLEEP CAPACITY - 5-6



TR 30RBK

LENGTH - 35' 5" | HEIGHT - 11' 2" | HITCH - 750 LBS.
DRY - 6,970 LBS. | GVWR - 9,000 LBS. | SLEEP CAPACITY - 7-8

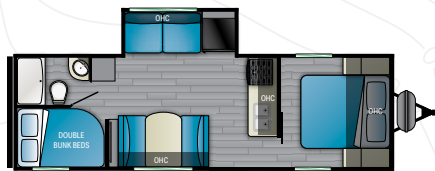


TR 31DB

LENGTH - 36' 11" | HEIGHT - 11' 2" | HITCH - 842 LBS.
DRY - 7,040 LBS. | GVWR - 9,642 LBS. | SLEEP CAPACITY - 7-8

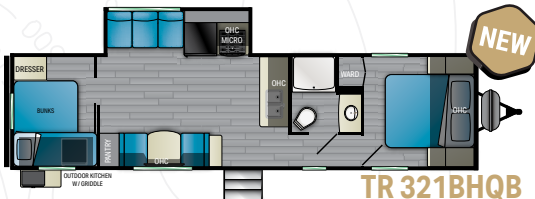
TOP 5 INTERIOR FEATURES

- 1 | Roller shades in main living area
- 2 | Woven flooring in all slide rooms – No more carpet
- 3 | Master Suite - Residential 60" x 80" queen bed , oversized wardrobes, built in CPAP storage, and wireless cell charging stations
- 4 | 12 Volt Residential Refrigerators
- 5 | Upgraded pressed counters in all kitchens



TR 261BHS

LENGTH - 30' 5" | HEIGHT - 11' 2" | HITCH - 748 LBS.
DRY - 5,672 LBS. | GVWR - 7,600 LBS. | SLEEP CAPACITY - 7-8



TR 321BHQ

LENGTH - 35' 11" | HEIGHT - 11' 2" | HITCH - TBD LBS.
DRY - TBD LBS. | GVWR - TBD LBS. | SLEEP CAPACITY - 9+



TRAIL RUNNER

TRAIL RUNNER VALUE PACKAGE:

- LED Interior Lights
- EZ Lube Dexter Axles
- Radial Tires
- Blue LED Lighted Exterior Speakers
- Stainless Steel Appliances
- Microwave
- Flip Down Jack Knife Sofa
- Designer Light Over Dinette
- AM/FM Stereo with Bluetooth Hookup
- Cable TV Hookup
- TV Antenna with Signal Booster
- USB Charging Port
- 13.5 K BTU Double Ducted A/C
- 30K BTU Furnace Ball Bearing Drawer Guides

TRAIL RUNNER CONVENIENCE PACKAGE:

- Power Awning With LED Light Strip
- Exterior Shower
- 2 Sets of Power Stabilizer Jacks
- Black Tank Flush
- Heated and Enclosed Underbelly
- Night Shades

HEATING AND COOLING UPGRADES:

- 15,000 A/C BTU IPO 13,500 A/C
- 50 AMP SVC W/ 2nd A/C prep
(N/A 211RD, 251BH, 252BH, and 261BH)
- 2nd A/C - (N/A 211RD, 251BH, and 261BHS)

- Finished Drawer Boxes
- ABS Tub and Shower Surround
- Designer Shower Curtain
- Gas / Electric DSI Water Heater
- 20# LP Bottles with Auto Change Over
- Finished Pass Through Storage
- XL Entry Grab Handle
- Diamond Plate Stone Guard
- Wood Pocket Door Enclosures in Bedroom & Bunk Room
- Flush Floor Deep Slides
- LED Light Strip Above Slide Fascia
- Electric Rack and Pinion S/O Systems
- Flip Down Secure Step
- Blue LED Lighted Exterior Undercarriage


INTERIOR OPTIONS:

- 32" Flat Screen TV (N/A 28RE, 211RD, 251BH)
- 39" Flat Screen TV (Standard on 255RL and 321BHQB only)
- Rear Dinette IPO Bunk (30USBH Only)
- Tri Fold Sleeper Sofa (Standard on 255RL N/A on 211RD & 251BH)

EXTERIOR OPTIONS:

- Spare Tire and Carrier
- Power Tongue Jack

SPECIAL FEATURES



Mammouth Storage




Oversized wardrobes

INTERIOR DECOR HORIZON



VISIT US ONLINE



For more information and to take a virtual walk-through, visit www.heartlandrvs.com

Your authorized Heartland dealer:

Product information is as accurate as possible as of the date of publication of this brochure. Due to Heartland's commitment to continuous product improvement, floorplans, materials, components, features, measurements, specifications, options, etc. are subject to change at any time without notice or obligation. In certain conditions some additional equipment may be needed. Photos may show optional equipment or props used for photography purposes only. Heartland has listed the approximate base weight of the trailer without the optional equipment included. Optional equipment will impact the weight of the trailer. Please locate the weight sticker attached to the trailer you are considering for the most accurate trailer weight. Tow Vehicle Caution: Owners of Heartland recreational vehicles are solely responsible for the selection and proper use of tow vehicles. All customers should consult with the motor vehicle manufacturer or their dealer concerning the purchase and use of suitable tow vehicles for Heartland products. Heartland disclaims any liability or damages suffered as a result of the selection, operation, use or misuse of a tow vehicle. Heartland's limited warranty does not cover damage to the recreational vehicle or the tow vehicle as a result of the selection of the tow vehicle. Overall length for a Fifth Wheels is defined as the body length of the trailer excluding hitch meaning bumper to cap. The overall length for a Travel Trailer is defined as the body length of the trailer including hitch, meaning bumper to hitch/pin) It does not include rear ladder of spare tire. Optional pin boxes will affect overall length. SPRING 12/22 (REV 1)