
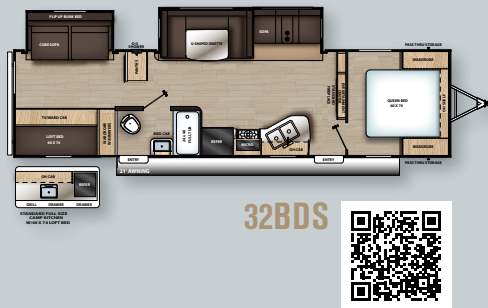
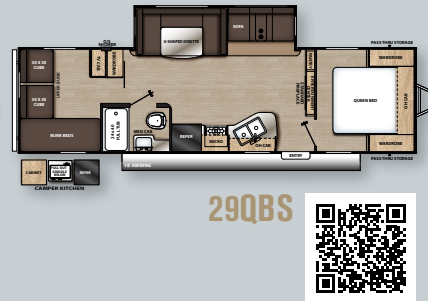
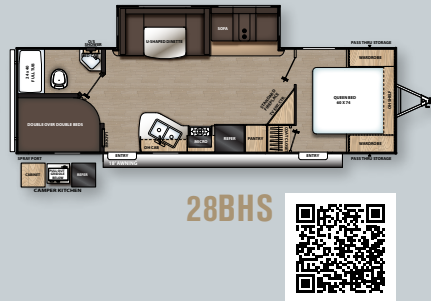




AURORA



TOY HAULERS




For a full list of features, 360's, and photos visit our website by scanning here ►




TOP CONSTRUCTION FEATURES

1. Drop Edge Thermofoil Seamless Countertops
2. 5/8" Tongue & Groove Plywood Floor
3. Screwed Cabinet Construction



TOP STANDARD FEATURES



1. 100 Watt Roof Mounted Solar Panel & 15K AC (optional on 18BHS) 2. Multicolor Awning Lights and Remote (16 Colors) 3. SolidStep Entrance Steps
4. Magnetic Baggage Door Latches 5. Battery Disconnect Switch

	18BHS	28BHS	29QBS	31KDS	32BDS	33RLTS	34BHTS	28ATH	29ATH
Hitch Weight	492	683	768	1,042	790	1,106	1,154	1,172	1,270
UVW	4,202	6,663	6,850	7,743	7,750	8,266	8,666	7,226	7,144
Carrying Capacity	1,298	2,737	2,650	2,257	1,750	2,234	1,834	3,274	2,656
GVWR	5,500	9,400	9,500	10,000	9,500	10,500	10,500	10,500	9,800
Axles	5,100	4,400	4,400	5,100	4,400	5,100	5,100	5,100	5,100
Exterior Length	23' 1"	32' 1"	32' 9"	36' 3"	36'	36'	38'	33' 10"	35' 8"
Exterior Width	90"	96"	96"	96"	96"	96"	96"	96"	96"
Exterior Height W/AC	10' 1"	11' 1"	11' 1"	11' 3"	11' 1"	11' 1"	11' 3"	12'	11' 1"
Interior Height	78"	81"	81"	81"	81"	81"	81"	90"	81"
Awning Length	15'	18'	18'	21'	21'	14'	21'	18'	15'
Fresh Water Capacity (GAL)	44	44	44	44	44	44	44	98	44
Grey Water Capacity (GAL)	30	70	40	70	70	70	70	40	40
Black Water Capacity (GAL)	30	30	30	30	30	30	30	30	30

GVWR (Gross Vehicle Weight Rating) - is the maximum permissible weight of the unit when fully loaded. It includes all weights, inclusive of all fluids, cargo, optional equipment and accessories. For safety and product performance do NOT exceed the GVWR.

GAWR (Gross Axle Weight Rating) - is the maximum permissible weight, including cargo, fluids, optional equipment and accessories that can be safely supported by a combination of all axles. UVW (Unloaded Vehicle Weight)* - is the typical weight of the unit as manufactured at the factory. It includes all weight at the unit's axle(s) and tongue or pin and LP Gas. The UVW does not include cargo, fresh potable water, additional optional equipment or dealer installed accessories.

CCC (Cargo Carrying Capacity)* - is the amount of weight available for fresh potable water, cargo, additional optional equipment and accessories. CCC is equal to GVWR minus UVW. Available CCC should accommodate fresh potable water (8.3 lbs per gallon). Before filling the fresh water tank, empty the black and gray tanks to provide for more cargo capacity.

* Estimated average based on standard build optional equipment

Each Forest River RV is weighed at the manufacturing facility prior to shipping. A label identifying the unloaded vehicle weight of the actual unit and the cargo carrying capacity is applied to every Forest River RV prior to leaving our facilities.

The load capacity of your unit is designated by weight, not by volume, so you cannot necessarily use all available space when loading your unit.

All information contained in this brochure is believed to be accurate at the time of publication. However, during the model year, it may be necessary to make revisions and Forest River, Inc., reserves the right to make all such changes without notice, including prices, colors, materials, equipment and specifications as well as the addition of new models and the discontinuance of models shown in this brochure. Therefore, please consult with your Forest River dealer and confirm the existence of any materials, design or specifications that are material to your purchase decision.



Learn More
Scan this barcode using a QR Reader on your smart phone to learn more about Forest River.



A Berkshire Hathaway company.

Forest River, Inc.
55470 C.R. 1, Elkhart, IN 46515
(574) 389-4600
www.forestriverinc.com/Aurora
www.forestriveraccessories.com

YOUR LOCAL AURORA DEALER