

# AMERICAN EAGLE

## SIGNIFICANT PRODUCT FEATURES

### SIGNIFICANT PRODUCT FEATURES




#### CHASSIS

- Freightliner® Custom Modular Chassis
- DriveTech / OptiView™/ Select Drive™
- RoadWatch—FCCC's State-of-the Art Assisted Driving and Safety System
  - Roll Stability System
  - Electronic Stability Control
  - Traction Control
  - Automatic Traction Control
  - Pedestrian Detection
  - Adaptive Cruise Control
  - Collision Mitigation w/Forward Warning and Active Braking
- **NEW** BrakeSync (FCCC) — Chassis Integrated Air Supply for Your Tow Vehicle Brake System, Factory-installed and Factory-Warrantied
- Cummins®, X15, 605HP Engine w/3 Stage Engine Brake
- 1950 lb/ft Torque
- Allison® 4000 Series Transmission, 6-Speed
- 150 Gallon Fuel Tank
- Power Rear Engine Door
- 51,000# GVWR
- Independent Front Suspension
- Up to 60° Turning Radius
- Valid Air and HWH Hydraulic Leveling
- Michelin® Tires 315/80R 22.5", All Axles
- Tire Pressure Monitoring System
- V-Ride™ & UltraSteer® Tag Axle
- Hitch Rating 20,000#

#### EXTERIOR

- Liberty Bridge®
- Upper & Lower Front Caps
- Full-Pass Through Exterior Storage w/LED Lighting
- Bus Style, Side Swing, Aluminum Luggage Doors w/Power Locks
- Premier Full Body Paint w/Diamond Shield Mask (Select Areas)
- Exterior Entertainment Center w/50" TV, Swivel Mount & JBL® Soundbar
- 12.5kW Onan® QD, Generator w/AGS
- Aqua Hot® 600D
- (8) 6V AGM Battery Package
- 2800 Watt Pure Sine Inverter
- 105 Fresh, 75 Grey, 50 Black Tanks (Gallon)
- (3) 15K BTU Roof AC's w/Front and Rear Heat Pumps
- (2) Roof Mounted Electric Awning, LED Lighting, Wind Sensor Retract
- Winegard 360° OTA Antenna
- Winegard In-Motion Satellite Dish
- 12" Exterior Stainless Package
- Stainless to the Exterior Entry Step
- Keyless Entry (Keypad on Entry Door Handle)
- Power Electric & Water Retractable Reels
- Full-Length Rear Mudguard w/Stainless Accent

#### INTERIOR

- 10-Inch ColorTouchscreen Firefly System with App Control via Vegatouch Aurora
- Power Driver's Window | Power Windshield Shades and Blinds
- Cell Charging Stations @ Dash
- JBL® Premium Audio Sound System
- WiFi Ranger™
- Camera Switching from Living to Bedroom TV's
- Porcelain Tile w/Heat Mat Throughout
- LED Lighting Throughout Entire Unit
- APEX® Custom Residential Furniture Designs using Ultraleather® Fabrics 
- Driver/Passenger Chairs w/Air-Cooled, 8-Way Power, Lumbar, Massage, Heated & Power Footrest
- Dash Stereo: Dual 10" Touchscreen w/Bluetooth®, GPS Navigation, CD/DVD, SiriusXM® Radio Capability, and Back-Up Monitor, Co-Pilot Passenger 7" Monitor
- Cambria® Quartz Countertops Throughout
- Blanco Silgranite® Composite Galley Sink *Beautifully designed and scientifically proven to be scratch, stain and heat-resistant. Unsurpassed cleanability.*
- Two Burner Induction Cooktop
- Black Stainless, French Door Refrigerator w/Family Hub
- Black Stainless Microwave Convection Oven
- Dishwasher
- Tile Shower w/Glass Enclosure & Sky Light
- Stackable Washer & Dryer
- Articulating King Bed with Custom Wolf® Mattress
- Master Suite: 7" Firefly Touchscreen to Control all the Lights, Shades and Climate in the Overhead Cabinetry
- Cedar Lined Wardrobes (Select Areas)
- Emergency Exit Door

#### OPTIONS

- Exterior Freezer
- 43" Front Overhead LED TV
- 360° Camera System
- Electric Fireplace in Bedroom (45K)
- Theater Seating with Sleeper Sofa (45G)
- Dual Recliners (45E)
- Winegard Trav'ler w/DISH® Network
- Winegard Trav'ler w/DIRECTV® Network
- 90" Electric Slide-Out Tray -2nd Full Bay
- Rear Ladder
- Lithium Battery Package
- Technology Package: Cell Booster, 300W Solar Panel  
*Note: WiFi Ranger™ is Standard*
- VIP Delivery

# AMERICAN EAGLE MODEL YEAR 2022

	605HP	605HP	605HP
SPECIFICATIONS	45E	45G	45K
Wheelbase (inches)	324"	324"	324"
Front GAWR (lbs)	17,000	17,000	17,000
Rear GAWR (lbs)	20,000	20,000	20,000
Tag Axle GAWR Ultra Steer B-Series (lbs)	14,000	14,000	14,000
GCWR (lbs)	71,000	71,000	71,000
Hitch Rating Weight (lbs)	20,000	20,000	20,000
Tongue Weight (lbs)	2,000	2,000	2,000
Fuel Capacity (gal)	150	150	150
Overall Length	44' 11.5"	44' 11.5"	44' 11.5"
Overall Height (suspension inflated)	13' 1"	13' 1"	13' 1"
Overall Width (maximum)	102"	102"	102"
Interior Height (maximum)	84"	84"	84"
Interior Width (maximum)	96"	96"	96"
Patio Awning Width (2)	18' 0"	18' 0"	18' 0"
Interior Storage (cu. ft.)	175	185	200
Exterior Storage (cu. ft.)	131	131	131
Fresh Water Holding Tank (gal)	105	105	105
Grey Water Holding Tank (gal)	75	75	75
Black Water Holding Tank (gal)	50	50	50

## EXTERIORS

Premium Four Color, Full Body Paint w/Diamond Shield Mask (Select Areas)




CANNON BEACH BLUE



COASTAL RETREAT



NAPA VALLEY



SPLIT ROCK GREY



KEY WEST (SPECIAL ORDER ONLY)

CLASS A DIESEL | MODEL YEAR 2022



# AMERICAN EAGLE

45E | 45G | 45K  
NEW



## FLYING HIGH ABOVE THE COMPETITION.

Since its inception, the American Eagle has provided the blueprint for all other REV RV models. It's also consistently raised the bar for what it means to bring luxury into a mobile coach. The 2022 update continues this tradition, combining premium construction and detailing both under the hood and in the living quarters. When it comes to premium travel experiences, the 2022 American Eagle soars above the competition.

What makes the American Eagle a premium experience?

A world of power beneath your feet, including a Cummins ISX15 605 horsepower engine and an Allison 4000 Series six-speed transmission

Hitch your tow vehicle to the back without worry thanks to its 20,000-pound towing capacity

Manage all critical systems from your mobile device with Multiplex Controls

The most comfortable driver and passenger seats around, featuring heat and air-cool, 8-way power adjustment, lumbar support, massage and a power footrest

Multiple LED smart TVs throughout the living space

THE HEART OF LUXURY. THE SOUL OF FREEDOM.



## NEW FLOORPLAN — LATE 2022 RELEASE

45E



### 45E OPTIONS — NEW FLOORPLAN

051	REAR LADDER	111	EXTERIOR FREEZER	563	TECHNOLOGY PACKAGE (Cell Booster, 300W Solar Panel)
087	FRONT OVERHEAD LED TV	297	LITHIUM BATTERY PACKAGE	964	2ND BAY 90° ELECTRIC TRAY
101	SATELLITE DISH TRAV'LER DISH NETWORK	400	CSA BUILD		
102	SATELLITE DISH TRAV'LER DIRECT TV	498	DUAL RECLINERS		
103	360° CAMERA	560	VIP DELIVERY		

45G



### 45G OPTIONS

051	REAR LADDER	212	MOTION POWER LOUNGER + SOFA SLEEPER W/TWIN MATTRESS	563	TECHNOLOGY PACKAGE (Cell Booster, 300W Solar Panel)
087	FRONT OVERHEAD LED TV	297	LITHIUM BATTERY PACKAGE	964	2ND BAY 90° ELECTRIC TRAY
101	SATELLITE DISH TRAV'LER DISH NETWORK	400	CSA BUILD		
102	SATELLITE DISH TRAV'LER DIRECT TV	560	VIP DELIVERY		
103	360° CAMERA				
111	EXTERIOR FREEZER				

45K



45K OPTIONS

051	REAR LADDER	111	EXTERIOR FREEZER	560	VIP DELIVERY
087	FRONT OVERHEAD LED TV	140	ELECTRIC FIREPLACE	563	TECHNOLOGY PACKAGE (Cell Booster, 300W Solar Panel)
101	SATELLITE DISH TRAVLER DISH NETWORK	212	MOTION POWER LOUNGER + SOFA SLEEPER W/FULL MATTRESS	964	2ND BAY 90° ELECTRIC TRAY
102	SATELLITE DISH TRAVLER DIRECT TV	297	LITHIUM BATTERY PACKAGE		
103	360° CAMERA	400	CSA BUILD		

PLATINUM



EXPERIENCE

Now, with the purchase of a new 2022 American Coach Class A luxury coach, you will receive membership in Platinum Experience.

This one-of-a-kind program features the most extraordinary support and service available to motor coach owners.

It truly is the ultimate package to accompany your American Coach.

Learn more at:

[www.americancoach.com/owners/service-maintenance/warranty](http://www.americancoach.com/owners/service-maintenance/warranty)

EXCLUSIVE PX APP

Convenient Personalized Resources and 24/7 Support.

PLATINUM WARRANTY PROTECTION

American Coach's reliability is well attested to in the industry. As a commitment to our customers and to show we stand behind our products, we are offering Platinum Experience customers several warranties above and beyond what we've always given. Together, they represent some of the most comprehensive coverage in the industry.

- Two Year/24,000 Mile Coach Warranty
- Five Year/50,000 Mile Structural Warranty
- Five Year Delamination Warranty

Our warranties include systems, appliances, components and construction with no deductible and no service charge. The coach warranty is fully transferable for the first 12 months.

REV ASSIST MEMBERSHIP


As part of Platinum Experience, you will receive three years of complimentary roadside assistance through REV Assist. With our 24-hour support, help is no more than a phone call away—no matter where you are.

REV Assist covers:

- Fuel
- Towing
- Batteries
- Slide-outs
- Lockouts
- And much more

# AMERICAN EAGLE DECOR MODEL YEAR 2022


## CHANNEL DECOR



## INDEPENDENCE DECOR



## SLEEPY HOLLOW DECOR



1 FURNITURE | 2 LIVING ACCENT | 3 BEDDING | 4 BED ACCENT | 5 COUNTERTOP | 6 BACKSPLASH | 7 FLOORING | 8 SOFA PILLOW | 9 VALANCES


## HARDWOOD CABINETRY




AMERICAN BLACK WALNUT  
TRADITIONAL DOOR PROFILE



CHILL-OUT SEAL  
TRADITIONAL DOOR PROFILE



COOL ASHES  
PAINTED CABINETRY  
MODERN DOOR PROFILE  
HIGH-GLOSS



MINDFUL GRAY  
PAINTED CABINETRY  
MODERN DOOR PROFILE  
HIGH-GLOSS

Visit [americancoach.com](http://americancoach.com) for full-color photo galleries