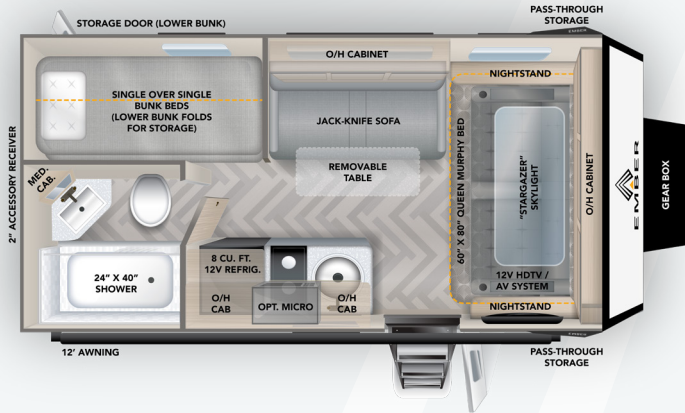
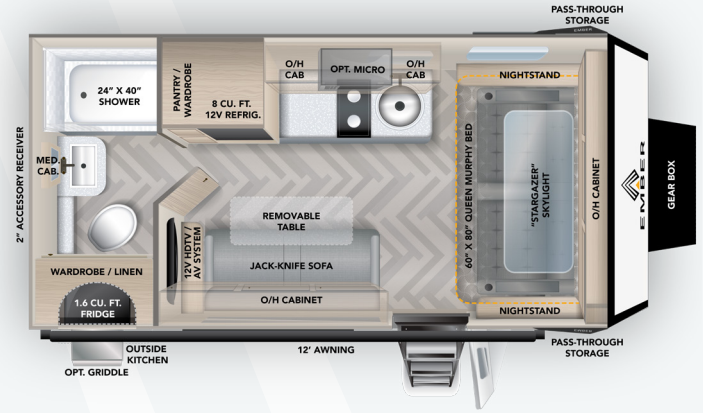


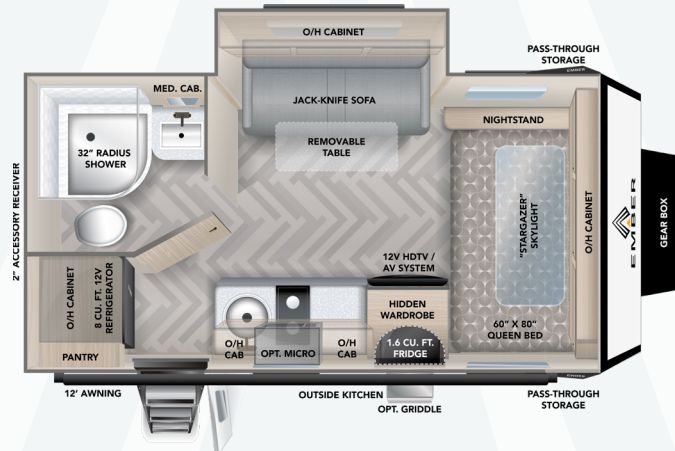
# 2022 OVERLAND SERIES



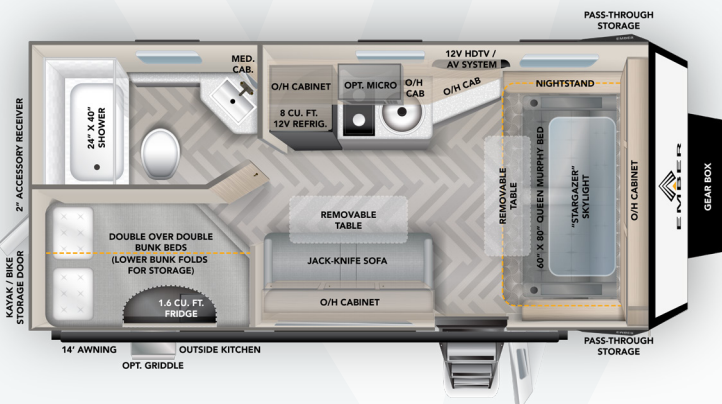
170MBH	LENGTH	HEIGHT	DRY WEIGHT	HITCH WEIGHT
	20'6"	10'4"	TBD	TBD



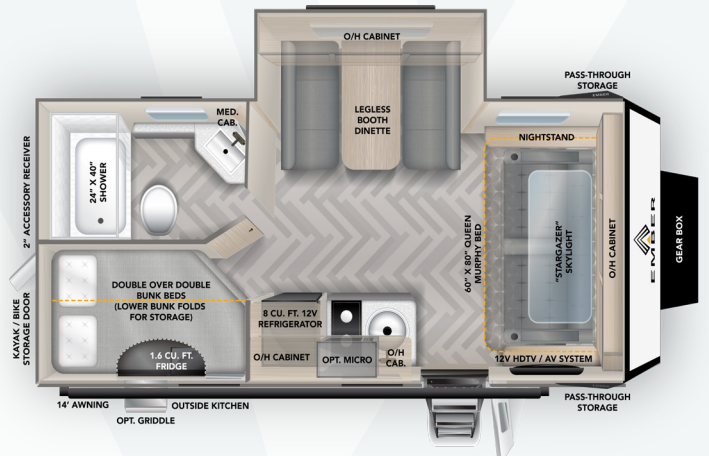
170MRB	LENGTH	HEIGHT	DRY WEIGHT	HITCH WEIGHT
	20'6"	10'4"	4,180 LBS	630 LBS



171FB	LENGTH	HEIGHT	DRY WEIGHT	HITCH WEIGHT
	20'6"	10'4"	4,165 LBS	570 LBS



190MDB	LENGTH	HEIGHT	DRY WEIGHT	HITCH WEIGHT
	22'6"	10'4"	4,385 LBS	580 LBS



191MDB	LENGTH	HEIGHT	DRY WEIGHT	HITCH WEIGHT
	22'6"	10'4"	4,670 LBS	680 LBS



## 2022 OVERLAND SERIES

### STANDARDS

#### Construction

- CURT Independent Suspension: Heavy-Duty Coil Springs with Dual Shock Absorbers (each wheel)
- Trailblazer™ Heavy-Duty Offroad Chassis
- VersaCoupler™ Height-Adjustable Bolt-On Hitching System
- 5-Sided Aluminum Frame Construction
- Laminated Azdel Onboard® Composite Walls (inner and outer substrates)
- Laminated Azdel Onboard® Composite Rooftop (inner and outer substrates)
- TRANSCORE™ Structural Composite Flooring
- Steel Fenders/Wheel Wells
- Aluminum Bed, Bunk, and/or Dinette Construction (where applicable)

#### Exterior

- European Dual-Pane Acrylic Windows with Integrated Shades
- Nitro-filled 16" Goodyear Wrangler Off-Road Tires - Load Range E (including spare)
- Custom Aluminum Rims (including spare)
- XL Fresh Water Tank (55 gallons)
- Fully Adjustable Triple Solid Step™
- 13.5K BTU Low Profile Roof A/C
- Electric Awning with Dimmable LED Light
- Front Electric Flat Jack
- Go Power!® 190W Rooftop Solar Panel
- Side and Rooftop Solar Ports
- Tire Pressure Monitoring System (TPMS)
- Pre-wired For Rear/Side Observation Camera
- Lockable Parking Brake
- High-Visibility LED Exterior Lighting
- Back-Up Light
- Keyed-Alike System
- Enclosed Radiant Barrier Underbelly
- 12V Tank Heaters
- Self-Adjusting 12" Electric Brakes

- Dual 20# LP Tanks (40# total capacity)
- LP Quick Connect
- 30 Amp Service
- Detachable Shore Power Cord with Faultsmart™ indicators and Pullsmart™ handle
- Outside Shower
- Standard Frame Integrated Rear 2" Accessory Receiver
- Rear Stabilizer Jacks
- Front Stabilizer Jacks
- Repositionable/Telescoping Roof Ladder Prep Bracket - 2 Locations
- Wingard Air 360+ Omnidirectional Antenna
- 360 Siphon® Cap on Black Tank
- Black Tank Flush

#### Interior

- "Stargazer" European Dual Pane Acrylic Skylight
- 60" x 80" Residential-Sized Queen Bed
- EmberLink™ Smart RV Control System
- 12V LED HDTV w/ Built-In Bluetooth Soundbar AV System
- 1000W Pure Sine Wave Inverter
- 30 Amp Solar Controller
- Smoke/CO/LP Detectors
- Fire Extinguisher
- 8 cu. ft. 12V Refrigerator
- Hardwood Framed Cabinet Doors and Drawer Fronts
- Dimmable Interior/Exterior LED Lighting
- 3-Speed 12V Powered Ceiling Vent
- Seamless Countertops
- Shaw Flooring
- Stainless Steel Kitchen Sink with Flush Mount Cover
- Dual-burner cooktop
- Shower Miser Water Saver
- Porcelain Foot Flush Toilet
- Wingard 360+ WiFi Prep

### OPTIONS

- (MANDATORY) Truma Combi eco plus: High Efficiency Gas/Electric Water Heater and Furnace Combo
- (MANDATORY) Gear Box: Tongue-Mounted, Formed Aluminum, LP and Lockable Storage Box
- Microwave Oven (120V, in place of storage cabinet)
- Outside Griddle (connects to LP Quick Connect, N/A 170MBH)
- Repositionable/Telescoping Roof Ladder
- Jack-Knife Sleeper Sofa w/ Removable Table (in place of STD Booth Dinette, 191MDB Only)
- Wireless Side/Rear Observation Camera System with Monitor
- MAX SOLAR PACKAGE: 3000W Inverter (in place of 1000W), Two 100Ah 12V Battle Born® Lithium-ion (LiFePO4) Batteries, Two Additional Roof-mounted 190W Solar Panels (570W total), Upgraded Bluetooth MPPT Controller
- Additional 100Ah 12V Battle Born® Lithium-ion (LiFePO4) Battery Upgrades



FINALIST



### NOTES