



CARDINAL

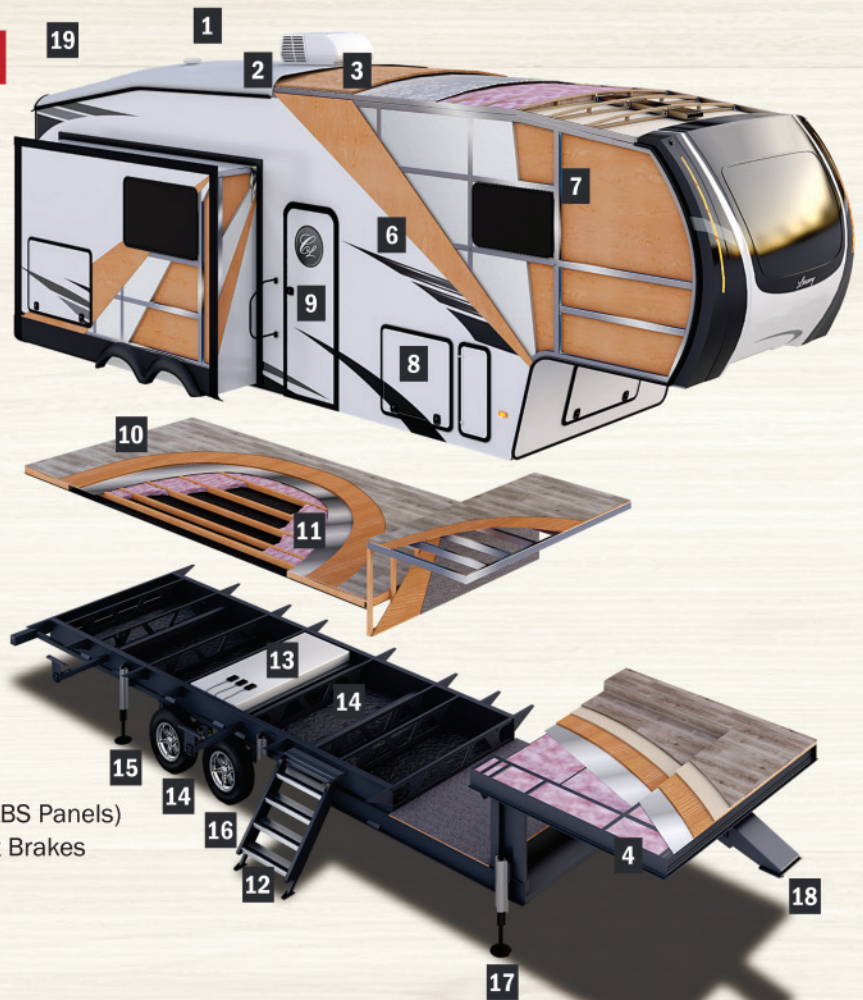
BY FOREST RIVER

LE




EXTERIOR FEATURES

- 1 Exterior Ventilated Attic for Breathable Roof
- 2 PVC Roof Membrane w/ lifetime warranty
- 3 3/8" Plywood roof decking for Fully Walkable Roof Construction
- 4 LCI Next Gen "Z" Frame 12" Main I-beam to 10" drop I-beam
- 5 Front Windshield on select Floorplans
- 6 2" Thick Vacuum Bonded Main sidewalls and Slide Boxes
- 7 Aluminum Framed Window, Door & Slide openings for Max Strength
- 8 Metal Slam Latch Compartment Doors
- 9 32" x 76" Extra Large Entry Door
- 10 5/8" Tongue and Groove Plywood Main and Upper Floor Decking
- 11 Two Layers Batten insulation & Radiant Foil in Roof, Floor & Caps
- 12 Solid 4 Step Entry Steps Hinged to Lock in Door Frame
- 13 Forced Air Furnace Heat & 12V Tank Heaters in Subfloor
- 14 Underbelly Armor for Best in Class Protection (4' ABS Panels)
- 15 7,000 lbs Easy Lube Dexter Axles w/ Never Adjust Brakes
- 16 G Range Tires Standard on All Cardinals
- 17 6-Point Leveling
- 18 21,000 lbs Pin Box
- 19 Roof Mounted Solar Panel Prep



ADDITIONAL FEATURES



**NEXT GENERATION
Z-FRAME TECHNOLOGY**



**UNDERBELLY ARMOR –
REMOVABLE ABS PANEL**



**PVC ROOF MATERIAL WITH VENTED
ROOF DESIGN AND SOLAR PANEL**



NO CARPET THROUGHOUT



**7K DEXTER EX LUBE AXLES WITH
NEVR-ADJUST BRAKES**



TWO 15K BTU A/C SYSTEM



**TONGUE AND GROOVE PLYWOOD
MAIN AND UPPER FLOORS**



HARDWOOD SLIDE FACIA

FIFTH WHEEL FLOORPLANS



352BHLE

- Length: 42' 5"
- Height: 13' 3"
- Hitch Weight: 2360 lb.
- CCC: 2956 lb.
- UVW: 12344 lb.
- GVWR: 15,300



SCAN FOR MORE INFO



366DVLE

- Length: 41' 4"
- Height: 13' 3"
- Hitch Weight: 2330 lb.
- CCC: 2961 lb.
- UVW: 12539 lb.
- GVWR: 15,500



SCAN FOR MORE INFO



377MBLE

- Length: 42' 6"
- Height: 13' 3"
- Hitch Weight: 2160 lb.
- CCC: 3191 lb.
- UVW: 12969 lb.
- GVWR: 16,160



SCAN FOR MORE INFO



379FLE

- Length: 42' 1"
- Height: 13' 3"
- Hitch Weight: 2030 lb.
- CCC: 2663 lb.
- UVW: 13367 lb.
- GVWR: 16,030



SCAN FOR MORE INFO



383BHLE

- Length: 43' 5"
- Height: 13' 3"
- Hitch Weight: 2015 lb.
- CCC: 2711 lb.
- UVW: 12789 lb.
- GVWR: 15,500



SCAN FOR MORE INFO



403FKLE

- Length: 42' 1"
- Height: 13' 3"
- Hitch Weight: 2265 lb.
- CCC: 2806 lb.
- UVW: 13459 lb.
- GVWR: 16,265



SCAN FOR MORE INFO

DECOR OPTIONS



STANDARDS AND OPTIONS

CONSTRUCTION

- LCI Next Generation Frame Technology, "Z" frame design & powder coated
- Dicor PVC roof membrane with lifetime warranty
- Bath/Bedroom Floors: Welded aluminum frame with 5/8" tongue & groove plywood floors
- Slide Box: 2" Laminated aluminum framed sidewalls & roof with 1" wood flooring
- 2" Laminated aluminum framed front wall anchors sidewalls for added strength
- EGS backing strips to anchor interior cabinets
- Seamless roto-cast holding tanks
- Underbelly Armor provides rigid road debris protection and comes in 4' sections for easy accessibility to underbelly
- One piece molded front cap with batten insulation and radiant foil

EASY SET-UP FEATURES

- Main 12V power awning with L.E.D. light strip
- Second 12V power awning with L.E.D. light strip (N/A 379FLE, 403FKLE)
- Heated exterior water and convenience center: (Outside shower w/ quick connect hose, black tank flush, easy winterization kit, water heater bypass, power tank fill, Cable and Sat. Coax hookups & enclosed low point drains)
- Battery disconnect located in main storage compartment
- External LP quick connect
- Hitch Light

EXTERIOR FEATURES

- Premium bright white fiberglass exterior
- Front Cap: Painted high gloss gel coat fiberglass with amber L.E.D. running lights
- XL folding entry assist handle
- Marine grade exterior speakers
- Enormous drop-frame pass-through storage compartment with forced air heat & L.E.D. strip lighting
- Slam Latch compartment doors
- L.E.D. light package: Entry step, Goose neck, Front cap & Entry door
- Two vented battery prep boxes
- Waste Hose storage compartment
- 1.5" Aluminum belt rail with caps (no exposed screws)
- Dual 30 lb. propane bottles with auto switch over

LIVING AREA FEATURES

- Thomas Payne Collection tri fold hide-a-bed sofa
- Decorative hard wood slide room fascia
- 60 Amp converter with Charge Wizard
- Black metal exit assist handle
- End Tables with 110v outlets & 2.0 USB ports
- Carbon monoxide detector
- LP leak detector

KITCHEN FEATURES

- 17 cu. ft. Refrigerator
- Residential contemporary cabinet hardware and accents
- High rise, pull out, bullet kitchen faucet
- Residential size pantry (Most Models)
- Power vent fan
- 30" over-the-range microwave vented to exterior
- Decorative glass cabinet doors
- Decorative Lighting above island
- Full extension drawer guides

BEDROOM FEATURES

- Renovo Sleep systems mattress
- Dresser with three large drawers
- Under bed storage
- Two 110v bed side power outlets
- Decorative L.E.D. lit headboard
- Two reading lights with individual controls

BATHROOM FEATURES

- 48" x 30" shower with integrated seat
- 3 sliding glass shower door
- Shower skylight
- Heat & A/C duct
- Porcelain toilet with foot flush
- Power roof vent
- Towel bar

OPTIONS

- Suburban Gas Griddle w/ mounting bracket (Models without Outside Kitchen)
- 18 cu. Ft. Norcold 4 door gas/electric refrigerator
- Slide out awnings (3,4,5)
- Winegard Wi-fi / 4G router

CARDINAL LIMITED PACKAGE

- Single Bowl, Stainless Steel Sink
- 22" 2-In-1 Range and Oven
- Hidden Hinge Cabinetry
- Z-Frame Construction
- Ground Control 3.0 Auto Leveling
- Hard Wood Slide Fascia
- Front, Walk-In Closet
- Ceiling Fan
- Rhino Pin Box
- Night Roller Shades
- 4, Residential Dinette Chairs w/ Storage
- G-Rated Tires

LIMITED EXTENDED SEASONS CAMPING PACKAGE

- 12V Heat Pads w/ Underbelly Ducted Heat
- 35K BTU Furnace
- 15K BTU Main A/C & Bedroom A/C
- 10 Gallon Gas/Electric Quick Recovery Water Heater
- Exterior Ventilated Attic for Breathable Roof
- Electric Fireplace Living Room
- Full Pass Thru Front Storage w/ Forced Air Heat
- Sidewalls: 2" High Density Block Foam Insulation (R-9)
- Roof: Fiberglass and Foil Insulation (ER38)
- Floor: Fiberglass and Foil Insulation (ER38)

LIMITED ESSENTIALS PACKAGE

- Vacuum Bonded, Welded Aluminum Structure
- 5/8" Tongue and Groove Plywood Floor
- Solid Surface Kitchen Countertops
- Stackable Washer/Dryer Prep
- Winegard 360+ (AM/FM, TV Antenna w/ 4G & WiFi Extender Prep)
- LCI Solid Step
- 7K Axles
- Rear Camera Prep
- Solar Panel Prep
- Dual Awnings w/ LED Light Strip (Most Models)
- 2" Accessory Receiver
- 32" Friction Hinged Entry Door
- 72 X 80 King Bed w/ 110 Outlets on Sides

KEEP EXPLORING



CONNECT WITH US!

Scan this bar code using a QR Reader on your smart phone to learn more about Cardinal.

CARDINAL INTERIORS






PRE-DELIVERY INSPECTION FACILITY
 20,000 square feet of quality assurance. The bare essentials for a premium product. This state-of-the-art facility gives immediate daily feedback to production for quality assurance in every unit built.



CUSTOMER SATISFACTION



www.ForestRiverBuyLocal.com

Download our Forest River mobile app or visit our dynamic online manual to enhance your ownership experience. These interactive options provide incredible ease and insight into use, maintenance and enjoyment of your Forest River product.

Ranging from "How-To" videos, pictures and illustrations of various components, systems and features, to fully searchable content and downloadable PDFs for individual component owner's manuals, answers are always just a click away. View the online manual at www.forestriverinc.com/OnlineManual or download our FREE app from the App Store or Google Play!

GVWR (Gross Vehicle Weight Rating) - is the maximum permissible weight of the unit when fully loaded. It includes all weights, inclusive of all fluids, cargo, optional equipment and accessories. For safety and product performance do NOT exceed the GVWR.

GAWR (Gross Axle Weight Rating) - is the maximum permissible weight, including cargo, fluids, optional equipment and accessories that can be safely supported by a combination of all axles.

UVW (Unloaded Vehicle Weight)* - is the typical weight of the unit as manufactured at the factory. It includes all weight at the unit's axle(s) and tongue or pin and LP Gas. The UVW does not include cargo, fresh potable water, additional optional equipment or dealer installed accessories.

CCC (Cargo Carrying Capacity)** - is the amount of weight available for fresh potable water, cargo, additional optional equipment and accessories. CCC is equal to GVWR minus UVW. Available CCC should accommodate fresh potable water (8.3 lbs per gallon). Before filling the fresh water tank, empty black and gray tanks for more cargo capacity.

*Estimated Average based on standard build optional equipment. ** Estimated average based on standard build optional equipment. Values estimated at time of printing.

Each Forest River RV is weighed at the manufacturing facility prior to shipping. A label identifying the unloaded vehicle weight of the actual unit and the cargo carrying capacity is applied to every Forest River RV prior to leaving our facilities. The load capacity of your unit is designated by weight, not by volume, so you cannot necessarily use all available space when loading your unit.

All information contained in this brochure is believed to be accurate at the time of publication. However, during the model year, it may be necessary to make revisions and Forest River, Inc., reserves the right to make all such changes without notice, including prices, colors, materials, equipment and specifications as well as the addition of new models and the discontinuance of models shown in this brochure. Therefore, please consult with your Forest River, Inc., dealer and confirm the existence of any materials, design or specifications that are material to your purchase decision. ©2020 Wildcat, a division of Forest River Inc., a Berkshire Hathaway company.

FREE MEMBERSHIP
 to Forest River Owners' Group




www.forestriverfrog.com

**24/7 EMERGENCY
 ROADSIDE ASSISTANCE
 WITH VEHICLE PURCHASE***

TOWING	WINCH-OUT
JUMP-STARTS	MOBILE MECHANIC
TIRE CHANGES	TECHNICAL
FLUID DELIVERY	SUPPORT
LOCKOUT SERVICE	DEALER LOCATOR SERVICES



*VALID FOR 1 YEAR FROM DATE OF PURCHASE



Learn More
 Scan this barcode using a QR Reader on your smart phone to learn more about Forest River.



A Berkshire Hathaway company.

