

# 2022 BACKCOUNTRY™

Loaded with crossover-specific features for spending equal time riding on- or off-trail.



BACKCOUNTRY™  
146 850 E-TEC® SHOWN

## // PACKAGE HIGHLIGHTS

- Rotax® 850 E-TEC® and 600R E-TEC engines available
- High-quality HPG shock package
- 4.5 in. digital display
- RAS™ 3 front suspension
- cMotion™ rear suspension
- Electric starter
- Improved deep-snow running boards with large openings
- Glove box with 4 L/1 gal of storage
- Low windshield with deflectors
- pDrive™ clutch with clickers
- Transparent handguards
- Open toe-hold
- NEW standard with two sets of LinQ attachment points
- DS 2 skis
- Adjustable ski stance
- Belt monitoring system (850 E-TEC only)

### ROTAX® ENGINE

	850 E-TEC®	600R E-TEC®
Engine details	Liquid-cooled, two-stroke, eRAVE™	Liquid-cooled, two-stroke, eRAVE™
Horsepower	165	125
Cylinders – Displacement	2 – 849 cc	2 – 599.4 cc
Bore – Stroke	82 mm – 80.4 mm	72.3 mm – 73 mm
Carburation	E-TEC® direct injection with additional booster injectors	E-TEC® direct injection
Fuel type – Octane	Premium unleaded – 91	Premium unleaded – 91
Fuel tank	36 L/9.5 US gal	36 L/9.5 US gal
Oil tank capacity	3.4 L/3.6 qt	3.4 L/3.6 qt

### POWERTRAIN

Drive clutch	pDrive™ with clickers	pDrive™ with clickers
Driven clutch	QRS Vent Plus	QRS Vent
Drive sprocket pitch	73 mm/2.86 in.	73 mm/2.86 in.


### DRY WEIGHT

Dry weight	219 kg/483 lb	212 kg/466 lb
------------	---------------	---------------

### DIMENSIONS

Overall vehicle length	3,174 mm/125 in.
Overall vehicle width	1,140 to 1,180 mm/44.9 to 46.5 in.
Overall vehicle height	1,283 mm/50.5 in.
Ski stance	975 or 1,020 mm/38.4 or 40.2 in.
Track (Length x Width x Profile)	Cobra: 146 x 15 x 1.6 in.

### COLOR

Catalyst Grey / Octane Blue 

Black 


### SUSPENSION

Front suspension	RAS™ 3
Front shock	HPG™ Plus
Front suspension travel	220 mm/8.7 in.
Rear suspension	cMotion™
Center shock	HPG™
Rear shock	HPG™
Rear suspension travel	239 mm/9.4 in.

### FEATURES

Frame	REV® Gen4
Bodywork	Narrow design
Skis	Pilot™ DS 2
Seating	Trail performance
Handlebar	U-shaped aluminum with J-hooks/ Transparent handguards
Riser block height	120 mm/4.7 in.
Starter	Electric
Reverse	RER™
Brake system	Brembo brake with stainless-steel braided brake line
Heated throttle lever/grips	Standard
Gauge type	4.5 in. digital display
Windshield	360 mm/14 in.
Runner – Carbide	Square 3/8 – 4 in.
Bumpers (front/rear)	Std/Std

// FEATURE HIGHLIGHTS



**1 Rotax® 850 E-TEC® and 600R E-TEC® engines**

Incredible power and unmatched dynamic response with exclusive E-TEC® direct-injection technology. Plasma-coated, mono-block cylinders are used for exceptional durability, while the precision of E-TEC® injection means you get excellent fuel and oil economy.



**2 High-quality HPG shock package**

Extremely capable high-pressure gas shocks by KYB.




**3 cMotion™ rear suspension**

Crossover-specific suspension uses best principles of the rMotion™ trail and tMotion™ mountain skids for confident cornering and agile boondocking.



BACKCOUNTRY™  
146 850 E-TEC® SHOWN



**4 Deep-snow running boards**

Massive, strategically shaped openings keep the boards clear. A tall extruded edge adds stiffness and has aggressive boot grips.



**5 Pilot™ DS2 skis**

Single keel with excellent sidehilling bite, thanks to thin outer edges. Narrow and thin, yet stiff. Shorter behind the spindle with flat tail for easier counter-steering and sidehilling.



**6 pDrive™ clutch with clickers**

Clicker ramps allow easy adjustment for top RPM. Ultra-responsive shifting, impressive RMP consistency, lightweight and maintenance-free.

