

# PATRIOT

## Edition



PATRIOT EDITION IS AVAILABLE EXCLUSIVELY AT AC NELSEN RV WORLD.

**CHEROKEE**

**WHEN THE OPEN ROAD BECKONS AND THE  
WANDERLUST STIRS, CHEROKEE, BY FOREST  
RIVER, WILL HELP YOU ANSWER THE CALL.**

Cherokee travel trailers and fifth wheels are built to give you better comfort, style and value, so you can enjoy your travels to the fullest. Our destination trailers are a luxurious end-of-the-journey in themselves – all available for you.



**CHEROKEE**



	<b>2340C</b>	<b>264DBH</b>	<b>264RL</b>	<b>274DBH</b>	<b>274BRB</b>	<b>T274RK</b>
DRY HITCH WEIGHT (LBS.)	645-LBS	884-LBS.	800-LBS.	732-LBS.	720-LBS.	860-LBS.
UNLOADED VEHICLE WEIGHT (LBS.)	5788-LBS	6760-LBS.	6308-LBS.	6243-LBS.	6383-LBS.	6742-LBS.
AXLE WEIGHT (LBS.)	5105-LBS	5838-LBS.	5508-LBS.	5473-LBS.	5625-LBS.	5882-LBS.
SHIP WEIGHT (LBS.)	5750-LBS	6722-LBS	6270-LBS.	6202-LBS	6345-LBS.	6704-LBS.
CARGO CARRYING CAPACITY (LBS.)	1857-LBS	1725-LBS.	3677-LBS.	1489-LBS.	3602-LBS.	3238-LBS.
EXTERIOR LENGTH	28'-7"	33'-0"	32'-5"	31'-8"	32'-5"	33'-7"
EXTERIOR HEIGHT W/ AC	11'-1"	11'-1"	11'-1"	11'-1"	11'-1"	11'-1"
GREY CAPACITY (GAL)	38-GAL	38-GAL	38-GAL	38-GAL	38-GAL	38-GAL
BLACK CAPACITY (GAL)	28-GAL	28-GAL	38-GAL	28-GAL	28-GAL	38-GAL
FRESH CAPACITY (GAL)	46 GAL	46 GAL	46 GAL	46 GAL	46 GAL	46 GAL



	<b>274VFK</b>	<b>274WK</b>	<b>284DBH</b>	<b>294GE</b>	<b>294BH</b>	<b>294DBH</b>
DRY HITCH WEIGHT (LBS.)	985-LBS.	895-LBS.	997-LBS.	805-LBS.	953-LBS.	800-LBS.
UNLOADED VEHICLE WEIGHT (LBS.)	7047-LBS.	7143-LBS.	7123-LBS.	6948-LBS.	7929-LBS.	7133-LBS.
AXLE WEIGHT (LBS.)	6024-LBS.	6210-LBS.	6088-LBS.	6105-LBS.	6938-LBS.	6295-LBS.
SHIP WEIGHT (LBS.)	7009-LBS.	7105-LBS.	7085-LBS.	6910-LBS.	7891-LBS.	7095-LBS.
CARGO CARRYING CAPACITY (LBS.)	2938-LBS.	2842-LBS.	2862-LBS.	4057-LBS.	2056-LBS.	2852-LBS.
EXTERIOR LENGTH	33'-7"	33'-0"	34'-8"	36'-6"	35'-11"	36'-0"
EXTERIOR HEIGHT W/ AC	11'-1"	11'-1"	11'-1"	11'-1"	11'-1"	11'-1"
GREY CAPACITY (GAL)	38-GAL	38-GAL	38-GAL	38-GAL	38-GAL	38-GAL
BLACK CAPACITY (GAL)	38-GAL	38-GAL	38-GAL	38-GAL	38-GAL	38-GAL
FRESH CAPACITY (GAL)	46 GAL	46 GAL	46 GAL	46 GAL	46 GAL	46 GAL

**CHEROKEE**



	<b>304BS</b>	<b>304BH</b>	<b>306MM</b>	<b>324TS</b>	<b>294RR</b>
DRY HITCH WEIGHT (LBS.)	900-LBS.	1015-LBS.	900-LBS.	1165-LBS.	1180-LBS.
UNLOADED VEHICLE WEIGHT (LBS.)	7914-LBS.	8688-LBS.	8578-LBS.	8603-LBS.	6879-LBS.
AXLE WEIGHT (LBS.)	6976-LBS.	7635-LBS.	7640-LBS.	7400-LBS.	5661-LBS.
SHIP WEIGHT (LBS.)	7876-LBS.	8650-LBS.	8540-LBS.	8565-LBS.	6841-LBS.
CARGO CARRYING CAPACITY (LBS.)	3186-LBS.	2527-LBS.	2522-LBS.	2762-LBS.	4501-LBS.
EXTERIOR LENGTH	35'-9"	37'-1"	39'-11"	40'-3"	35'-7"
EXTERIOR HEIGHT W/ AC	11'-1"	11'-1"	11'-1"	11'-1"	11'-1"
GREY CAPACITY (GAL)	38-GAL	38-GAL	38-GAL	38-GAL	38-GAL
BLACK CAPACITY (GAL)	38-GAL	38-GAL	38-GAL	38-GAL	38-GAL
FRESH CAPACITY (GAL)	46 GAL	46 GAL	46 GAL	46 GAL	46 GAL



F255RR

RR



39CA

DT



39DL

DT



39SR

DT



39LB

DT

	255RR	39CA	39DL	39SR	39LB
DRY HITCH WEIGHT (LBS.)	1415-LBS.	1230-LBS.	1095-LBS.	1650-LBS.	TBD
UNLOADED VEHICLE WEIGHT (LBS.)	6844-LBS.	10523-LBS.	10788-LBS.	11361-LBS.	TBD
AXLE WEIGHT (LBS.)	5391-LBS.	9255-LBS.	9645-LBS.	9673-LBS.	TBD
SHIP WEIGHT (LBS.)	6806-LBS.	10485-LBS.	10740-LBS.	11323-LBS.	TBD
CARGO CARRYING CAPACITY (LBS.)	4771-LBS.	2707-LBS.	2317-LBS.	2289-LBS.	TBD
EXTERIOR LENGTH	31'-1"	42'-2"	42'-6"	42'-9"	TBD
EXTERIOR HEIGHT W/ AC	13'-5"	13'-4"	13'-4"	13'-4"	TBD
GREY CAPACITY (GAL)	38-GAL	76-GAL	38-GAL	38-GAL	TBD
BLACK CAPACITY (GAL)	38-GAL	66-GAL	38-GAL	38-GAL	TBD
FRESH CAPACITY (GAL)	46 GAL	46 GAL	46 GAL	46 GAL	TBD

# WHEN THE OPEN ROAD BECKONS AND THE WANDERLUST STIRS, CHEROKEE, BY FOREST RIVER, WILL HELP YOU ANSWER THE CALL.

Wolf Pup travel trailers are built to give you better comfort, style and value, so you can enjoy your travels to the fullest. With a diverse set of floorplans, Wolf Pup is here to meet all of our customer's camping needs.

20RDSE



SE

22MKSE



SE

26CKSE



SE





	<b>20RDSE</b>	<b>22MKSE</b>	<b>26CKSE</b>	<b>26DJSE</b>	<b>18MT</b>	<b>19SM</b>	<b>23DBH</b>	<b>23MK</b>	<b>24JS</b>
DRY HITCH WEIGHT (LBS.)	450-LBS.	585-LBS.	631-LBS.	574-LBS.	360-LBS.	526-LBS.	621-LBS.	608-LBS.	470-LBS.
UNLOADED VEHICLE WEIGHT (LBS.)	4053-LBS.	4341-LBS.	5755-LBS.	4596-LBS.	4213-LBS.	4826-LBS.	5380-LBS.	5063-LBS.	4443-LBS.
AXLE WEIGHT (LBS.)	3565-LBS.	3718-LBS.	5086-LBS.	3984-LBS.	3815-LBS.	4262-LBS.	4721-LBS.	4417-LBS.	3935-LBS.
SHIP WEIGHT (LBS.)	4015-LBS.	4303-LBS.	5717-LBS.	4558-LBS.	4175-LBS.	4788-LBS.	5342-LBS.	5025-LBS.	4405-LBS.
CARGO CARRYING CAPACITY (LBS.)	3397-LBS.	3244-LBS.	1876-LBS.	2978-LBS.	3147-LBS.	2700-LBS.	2241-LBS.	2545-LBS.	3027-LBS.
EXTERIOR LENGTH	25'-2"	26'-7"	32'-10"	29'-4"	23'-7"	24'-3"	29'-3"	28'-10"	27'-0"
EXTERIOR HEIGHT W/ AC	10'-6"	10'-6"	10'-6"	10'-6"	10'-6"	10'-6"	10'-6"	10'-6"	10'-6"
GREY CAPACITY (GAL)	38 GAL.	38 GAL.	38 GAL.	38 GAL.	38 GAL.	38 GAL.	38 GAL.	38 GAL.	38 GAL.
BLACK CAPACITY (GAL)	28 GAL.	28 GAL.	28 GAL.	28 GAL.	28 GAL.	28 GAL.	38 GAL.	38 GAL.	28 GAL.
FRESH CAPACITY (GAL)	46 GAL.	46 GAL.	46 GAL.	46 GAL.	46 GAL.	46 GAL.	46 GAL.	46 GAL.	46 GAL.



	<b>26DBH</b>	<b>26MK</b>	<b>27DBH</b>	<b>29BH</b>	<b>29QB</b>	<b>29TE</b>
DRY HITCH WEIGHT (LBS.)	725-LBS.	790-LBS.	815-LBS.	650-LBS.	977-LBS.	837-LBS.
UNLOADED VEHICLE WEIGHT (LBS.)	5795-LBS.	6073-LBS.	5825-LBS.	6314-LBS.	6618-LBS.	6428-LBS.
AXLE WEIGHT (LBS.)	5032-LBS.	5245-LBS.	5863-LBS.	5626-LBS.	5603-LBS.	5553-LBS.
SHIP WEIGHT (LBS.)	5757-LBS.	6035-LBS.	5010-LBS.	6276-LBS.	6580-LBS.	6390-LBS.
CARGO CARRYING CAPACITY (LBS.)	1930-LBS.	1717-LBS.	1952-LBS.	1336-LBS.	1359-LBS.	1409-LBS.
EXTERIOR LENGTH	31' 7"	33'-0"	33'-6"	33'11"	36'-6"	36'-6"
EXTERIOR HEIGHT W/ AC	10'-6"	10'-6"	10'-8"	10'-8"	10'-8"	10'-8"
GREY CAPACITY (GAL)	38 GAL	38 GAL	38 GAL	38 GAL	38 GAL	38 GAL
BLACK CAPACITY (GAL)	28 GAL	38 GAL	28 GAL.	28 GAL	38 GAL	38 GAL
FRESH CAPACITY (GAL)	46 GAL	46 GAL	46 GAL	46 GAL	46 GAL	46 GAL

**19RR****RR****22RR****RR****25RRT****RR****26MBRR****RR****26RR****RR****27RR****RR**


	<b>19RR</b>	<b>22RR</b>	<b>25RRT</b>	<b>26MBRR</b>	<b>26RR</b>	<b>27RR</b>
DRY HITCH WEIGHT (LBS.)	574 LBS	686-LBS.	690-LBS.	785-LBS.	775-LBS.	934-LBS.
UNLOADED VEHICLE WEIGHT (LBS.)	4180 LBS	4871-LBS.	5103-LBS.	5393-LBS.	5030-LBS.	5960-LBS.
AXLE WEIGHT (LBS.)	3568 LBS	4147-LBS.	4375-LBS.	4570-LBS.	4217-LBS.	4988-LBS.
SHIP WEIGHT (LBS.)	4142 LBS	4833-LBS.	5065-LBS.	5355-LBS.	4992-LBS.	5922-LBS.
CARGO CARRYING CAPACITY (LBS.)	3394 LBS	2815-LBS.	2587-LBS.	2392-LBS.	2745-LBS.	1974-LBS.
EXTERIOR LENGTH	23'11"	28'-10"	31'-5"	33'-4"	30'8"	33' 4"
EXTERIOR HEIGHT W/ AC	10'-6"	10'-6"	10'-6"	10'-6"	10'-6"	10'-6"
GREY CAPACITY (GAL)	28 GAL	38 GAL	38 GAL	38 GAL	38 GAL	38 GAL
BLACK CAPACITY (GAL)	28 GAL	28 GAL	38 GAL	38 GAL	38 GAL	38 GAL
FRESH CAPACITY (GAL)	46 GAL	46 GAL	46 GAL	46 GAL	46 GAL	46 GAL

# LIMITED PACKAGE

*\* Optional package. Not all items available on all models. See participating dealers for details.*



Cherokee Stable Step



External LED Awning Lights




External Scare Light



Fireplace (not available on all models)



Kitchen Skylight W/ Shade  
(N/A on FW & Destination Trailers)



LED Interior Lights



LED Strip Lighting (not available on all models)



Mag Wheels



Night Shades (not available on all models)



Premium Teddy Bear Bunk Mats



Premium Bedding Ensemble and Comforter



Ramp Door Patio System  
(Available on RR Models Only)

# LIMITED PACKAGE

*\* Optional package. Not all items available on all models. See participating dealers for details.*



Upgraded Kitchen Appliances



USB Charging Stations  
(Beds, Bunks, Tables where applicable)



Tire Pressure Monitors



Upgraded Designer Glass Backsplash



Upgraded Entertainment Sofa with lighted cup holders and USB charging port



Tub Surround

# BASECAMP PACKAGE

*\* Optional package. Not all items available on all models. See participating dealers for details.*



Back Up Camera Ready



Outside Shower with Hot and Cold Water



Friction Hinge Entrance Door



Power Awning with Blue Led Strip Lighting



Large Exterior Folding Assist Grab Handle




Black Tank Flush



Flip Down Travel Rack (not available on all models)



Power Tongue Jack(not available on all models)



RVQ Quick Connect



Solar Prep and Wiring



Outside TV Bracket and Hook Ups

# CAMPFIRE PACKAGE

\* Optional package. Not all items available on all models. See participating dealers for details.



40" Dinette Drawers x 2 (not available on all models)



Sink Cover



6 Gallon Gas/Electric DSI Water Heater



Solid Bedroom Doors (not available on all models)



HDMI Entertainment Center



Skylight over Tub



Oven



Cabinets in Bedroom (not available on all models)



Bathroom Fantastic Vent Fan



Ducted A/C (not available on all models)

# CHEROKEE STANDARDS & OPTIONS

\* OPTIONAL PACKAGE. NOT ALL ITEMS AVAILABLE ON ALL MODELS.  
SEE PARTICIPATING DEALERS FOR DETAILS.



## WINDOWS

- Mini Blinds on All Windows
- Hard Window Valances
- Radius Windows
- Safety Glass Windows

## BEDROOM

- Wardrobe Closets
- Dual Bulb Reading Lights
- Night Stands Each Side of Bed

## KITCHEN / LIVING

- Large Storage Doors
- Full Extension Roller Glide Drawers
- Monitor Panel
- Double Door Refrigerator
- Large Storage Drawer Under Cooktop
- Large, Single Bowl Kitchen Sink
- Upgrade kitchen backsplash behind cooktop

## SLIDE OUT

- 40" Dinette (Selected Floorplans)
- One Piece Slide Out Side Walls

- U-Shaped Dinette with Pedestal Legs on All Bunkhouse Models (Selected Floorplans)

## CABINETS

- Mocha Stained Shaker-Style Cabinets
- Large Overhead Cabinets
- Stainless Steel High Grade Cabinet Handles

## BATHROOM

- Acrylic Bath Sinks (Large)
- Shower Curtain (Tub Models)
- Linoleum In Bath Area
- Glass Shower Enclosure (Neo-angle shower models only)
- Double Framed Tub Bases
- Large, Mirrored, Medicine Cabinet

## APPLIANCES

- High Output Cook Top
- Carousel High Output Microwave
- Digital TV Antenna With Power Booster
- 13.5 Air Conditioner
- Water Heater By Pass
- Six Gallon Turbo Water Heater

## EXTERIOR

- Large Radius Luggage Doors
- 20 lb. LP Bottles w/Cover
- Awning Drip Rail And Down Spouts
- Patio Awning
- One Piece Roof Material
- Upgraded Graphics
- Two-Toned Exterior Metal
- Colored Front And Rear Metal
- Outside Stereo Speakers
- Radius Entry Door
- Cable Hook up
- Outside Outlet
- Radius, Double Drop Step
- Aerodynamic Radius Front Profile
- Front Stone Guard
- Lighted Outside Stereo Speaker IPO Outside Stereo speakers

## CONSTRUCTION FEATURES

- 3/8" Walkable Roof Decking
- Radius Truss Roof Rafters
- 5/8" Tongue And Groove Plywood Floor

- 2" x 3" Floor Joists
- Powder Coated, Rust Resistant Frame
- R7 Fiberglass Insulation
- Linoleum Front To Back
- Roto Cast (Seamless) Holding Tanks
- 12" On Average Side Wall Stud
- Galvanized Steel High Wind Bands

## OPTIONS

- Stabilizing Jacks (Std. On Slides)
- Spare Tire w/Carrier And Cover
- 6 Gallon Gas/Electric DSI Turbo Water Heater
- Skylight Over Tub
- High Output Oven
- Dual 40" Dinette Drawers
- Dinette Cabinet Doors
- Black Tank Flush
- Bedroom Sliding Solid Doors
- Roof Ladder (N/A on RR Models)
- 15 K Air Conditioning
- Flat Screen Television Set
- Gel Coated Sidewalls
- Ducted Air Conditioning

- (Available 22' and Over)
- 30 lb LP Bottles
- Pull out Kitchen Faucet
- Mini Camp Kitchen (Select Models)
- Outside Bar and Grill (29BH, 29TE Only)
- Outside Shower
- Sink Cover
- Pack and Play Storage Door (29BH, and 29TE only)
- Screen wall (19RR, 22RR, 26RR, 27RR only)
- Ramp Patio System- (RR Models Only)
- Security Camera at Entry
- Electric Stabilizer Jacks
- Back-up Camera
- Enclosed Tanks
- Friction Hinge Door
- Solar Prep and Wiring
- Fantastic Fan in Bathroom
- Large Folding Assist Grab Handle
- Night Shades
- RVQ Quick Connect



# GREY WOLF STANDARDS & OPTIONS

\* OPTIONAL PACKAGE. NOT ALL ITEMS AVAILABLE ON ALL MODELS.  
SEE PARTICIPATING DEALERS FOR DETAILS.



## WINDOWS

- Mini Blinds on All Windows
- Hard Window Valances with Side Curtains
- Radius Windows
- Safety Glass Windows

## BEDROOM

- Wardrobe Closets
- Pendant Reading Lights Above Bed
- Night Stands Each Side of Bed
- KITCHEN / LIVING
- Large Storage Doors
- Full Extension Roller Glide Drawers
- Monitor Panel
- Double Door Refrigerator
- Large Storage Drawer Under Cooktop
- Large, Single Bowl Kitchen Sink
- Upgraded Backsplash Behind Cooktop

## SLIDE OUT

- 40" Dinette (Selected Floorplans)
- One Piece Slide Out Side Walls
- U-Shaped Dinette with Pedestal Legs on All Bunkhouse Models (Selected Floorplans)

## CABINETS

- Mocha Stained Shaker-Style Cabinets
- Large Overhead Cabinets
- Stainless Steel High Grade Cabinet Handles
- Rounded Styled Cabinets

## BATHROOM

- Acrylic Bath Sinks (Large)
- Shower Curtain (Tub Models)
- Linoleum In Bath Area
- Glass Shower Enclosure (Neo-angle shower models only)
- Double Framed Tub Bases
- Large, Mirrored, Medicine Cabinet

## APPLIANCES

- High Output Cook Top
- Carousel High Output Microwave
- Digital TV Antenna With Power Booster
- 13.5 Air Conditioner
- Water Heater By Pass
- Six Gallon Turbo Water Heater

## EXTERIOR

- Large Radius Luggage Doors
- 20 lb. LP Bottles w/Cover
- Awning Drip Rail And Down Spouts

- Patio Awning
- One Piece Rubber Roof
- Upgraded Graphics
- Two-Toned Exterior Metal
- Colored Front And Rear Metal
- Lighted Outside Stereo Speaker
- Radius Entry Door
- Cable Hook up
- Outside Outlet
- Radius, Double Drop Step
- Aerodynamic Radius Front Profile
- Front Stone Guard

## CONSTRUCTION FEATURES

- 3/8" Walkable Roof Decking
- Radius Truss Roof Rafters
- 5/8" Tongue And Groove Plywood Floor
- 2" x 3" Floor Joists
- Powder Coated, Rust Resistant Frame
- R7 Fiberglass Insulation
- Linoleum Front To Back
- Roto Cast (Seamless) Holding Tanks
- 12" On Average Side Wall Stud
- Galvanized Steel High Wind Bands

## OPTIONS

- 15K Air Conditioner
- Gel Coat Fiberglass (FW and TT)
- 2nd 13.5 Air Conditioner with 50 amp service and thermostat
- Back Up Camera
- Ceiling Fan 12 Volt Living Room (Fifth Wheel Only)
- Cherokee Power Bunk (N/A on T244JR, T255R & F255P)
- Electric Jacks
- Enclosed Tanks
- Fiberglass Front Cap
- Fiberglass V-Front (274VFK Only)
- Fifth Wheel Electric Jacks
- Screen Wall/ Tent Wall (255 RR only)
- Hide a Bed
- Large LED TV
- Medium LED TV
- Mini Camp Kitchen (N/A on T304BH,T304R)
- Mini Outside Kitchen (T284RJ,T294BH)
- Outdoor Bar and Grill (T294BH)
- Pack and Play Door (F235B)
- Recliner
- Roof Ladder

- Security Camera at Entrance Door
- Soft Touch Caramel Sofa
- Spare Tire
- Ultimate Kids Den with Refrigerator (T294BH Only)
- 40" Dinette Drawers X2 \*
- Black Tank Flush
- Outside TV Bracket and Hook Ups
- Sink Cover
- Back Up Camera Ready
- Solid Bedroom Doors\*
- Cabinets in Bedroom \*
- Ducted A/C\*
- DVD Player
- Friction Hinge Door
- Solar Prep and Wiring
- 6 Gallon Gas/Electric DSI Water Heater
- Bathroom Fantastic Vent Fan
- Large Exterior Folding Assist Grab Handle
- Night Shades\*
- Outside Shower With Hot And Cold Water
- Oven
- Pull Out Kitchen Faucet
- RVQ Quick Connect
- Sky Light Over Tub

## WOLF PUP

# WHEN THE OPEN ROAD BECKONS AND THE WANDERLUST STIRS, CHEROKEE, BY FOREST RIVER, WILL HELP YOU ANSWER THE CALL.

Cherokee travel trailers and fifth wheels are built to give you better comfort, style and value, so you can enjoy your travels to the fullest. Our destination trailers are a luxurious end-of-the-journey in themselves – all available for you.



## 16FQ

SHOWN IN NATURAL

The 16FQ with sleeping for 5, gives great livability and functionality in a small package. This short, light weight floorplan is perfect for the first time customer that is looking for a RV that is easy to manage and not too overwhelming while traveling down the road. With plenty of storage and features the 16FQ is perfect for the family.





## 17JG

SHOWN IN NATURAL

The 17JG with a Chef's Kitchen as seen here allows for preparation and visitation all at the same time. It features an interior rock wall for entertainment use, a super slide-out and large windows to enjoy all your surroundings. This floorplan with its super slide-out gives ample storage and an amazing amount of livability in a single axle RV.

# ADVANTAGE PACKAGE



14" Tires for Improved Towing in Place



26" Wide Door Replaces 22" Door



Aerodynamic Radius Front Profile



Coachnet Roadside Assistance



Exterior Recepticle



Large Exterior Folding Assist Handle



Monitor Panel




Outside Storage Door



Solar Prep & Wiring



TV Antenna with Hookups



High Impact Front Metal Replaces Corrugated Metal

# CAMPING PACKAGE

\*Optional package. Not all items available on all models. See participating dealers for details.



3.3 Bar & Grill Refer



50 AMP Converter



5 Gallon Water Heater



Bathroom Fan



Fiberglass Entry Door



Foot Flush Toilet



Full Length Awning



High Flo Water Pump



High Output Cooktop



High Rise Faucet



Microwave



Nitro Filled Tires



One-piece, Walkable Decked Roof



Oversized Dinette with Removable Table



Range Hood

# SAFETY PACKAGE

\*Optional package. Not all items available on all models. See participating dealers for details.



Carbon Monoxide Detector



Exit Windows



Fire Extinguisher



GFI ProtectiveOutlet



LP Detector



Safety Glass Windows



Smoke Detector

# LIMITED PACKAGE

\* Optional package. Not all items available on all models. See participating dealers for details.



Plywood Flooring



Power Awning




RV Refrigerator in Place of 3.3 Bar & Grill Refer



Spare Tire



Stabilizer Jacks



Stereo with Inside & Outside Speakers



Tire Pressure Monitors



Tub Surround (N/A on T17RP)



Upgraded Hypoallergenic Evergreen Mattress



Upgraded Stainless Microwave



Upgraded Stainless Range Hood



USB Charging Stations  
(Beds, Bunks, Table, Where Applicable)



# LIMITED PACKAGE

\* Optional package. Not all items available on all models. See participating dealers for details.



13.5K Air Conditioner



14" Mag Radial Wheels



Seamless Countertop



20 BTU Furnace



Detachable Power Cord



Exterior LED Light Strip at Awning



Friction Hinge Door



6 Gallon Gas/Electric DSI Water Heater



Cherokee Stable Step



External Scare Light



LED Interior Lights



Night Shades



Outside Shower with Hot & Cold Water



	<b>14CC</b>	<b>16BHS</b>	<b>16FQ</b>	<b>16HE</b>	<b>16PF</b>
DRY/HITCH WEIGHT (LBS.)	400-LBS	377-LBS.	444-LBS.	TBD	335-LBS.
UNLOADED VEHICLE WEIGHT (LBS.)	2884-LBS.	3097-LBS.	3031-LBS.	TBD	3584-LBS.
AXLE WEIGHT (LBS.)	2465-LBS.	2701-LBS.	2568-LBS.	TBD	3230-LBS.
SHIP WEIGHT (LBS.)	2865-LBS.	3078-LBS.	3012-LBS.	TBD	3565-LBS.
GVWR W/BRAKES (LBS.)	1016-LBS.	780-LBS.	913-LBS.	TBD	1851-LBS.
CARGO CARRYING CAPACITY (LBS.)	19'1"	21' 5"	21'-6"	TBD	22'-4"
EXTERIOR LENGTH	10'-6"	10'-6"	10'-6"	TBD	10'-6"
EXTERIOR HEIGHT W/ AC	85"	85"	85"	TBD	85"
GREY CAPACITY (GAL)	23-GAL.	23-GAL.	23-GAL.	TBD	23-GAL.
BLACK CAPACITY (GAL)	23-GAL.	23-GAL.	23-GAL.	TBD	23-GAL.
FRESH CAPACITY (GAL)	32-GAL.	32-GAL.	32-GAL.	TBD	32-GAL.

16TS



17JG



18RJB



18TO



	16TS	17JG	18RJB	18TO
DRY HITCH WEIGHT (LBS.)	TBD	430-LBS.	426-LBS	437-LBS.
UNLOADED VEHICLE WEIGHT (LBS.)	TBD	3879-LBS.	3435-LBS.	3797-LBS.
AXLE WEIGHT (LBS.)	TBD	3430-LBS.	2990-LBS.	3341-LBS.
SHIP WEIGHT (LBS.)	TBD	3860-LBS	3416-LBS.	3778-LBS.
GVWR W/BRAKES (LBS.)	TBD	1120-LBS.	1564-LBS.	1201-LBS.
CARGO CARRYING CAPACITY (LBS.)	TBD	23'-2"	22'-7"	23'-0"
EXTERIOR LENGTH	TBD	10'-6"	10'-6"	10'-6"
EXTERIOR HEIGHT W/ AC	TBD	85"	85"	85"
GREY CAPACITY (GAL)	TBD	23-GAL.	23-GAL.	23-GAL.
BLACK CAPACITY (GAL)	TBD	23-GAL.	23-GAL.	23-GAL.
FRESH CAPACITY (GAL)	TBD	32-GAL.	32-GAL.	32-GAL.

# STANDARDS & OPTIONS

\* OPTIONAL PACKAGE. NOT ALL ITEMS AVAILABLE ON ALL MODELS. SEE PARTICIPATING DEALERS FOR DETAILS.

## STANDARD EQUIPMENT

14" Tires for Improved Towing in Place of 13"  
 26" Wide Door in Place of 22" Door  
 3.3 Bar and Grill Refrigerator  
 55 Amp Converter  
 6 Gallon Water Heater  
 Aerodynamic Radius Front Profile  
 Bathroom Fan  
 Carbon Monoxide Detector  
 Coachnet Roadside Assistance  
 Detachable Cord  
 Exit Windows  
 Exterior Recept  
 Fiberglass Entry Door  
 Fire Extinguisher  
 Full Length Awning  
 GFI Protective Outlet  
 High Flow Water Pump  
 High Impact Front Metal IPO Corrugated Metal  
 High Output Cooktop  
 High Rise Faucet

Large Exterior Folding Assist Handle  
 LP Detector  
 Microwave  
 Monitor Panel  
 Nitro Filled Tires  
 One Piece Walkable Decked Roof  
 Outside Storage Door  
 Oversized Dinette with Removable Table (17 RP)  
 Porch Light  
 Range Hood (N/A 17RP)  
 Safety Glass Windows  
 Smoke Detector  
 Solar Prep and Wiring  
 TV Antenna with Hookup

## ADVANTAGE PACKAGE

Aerodynamic Radius Front Profile  
 High Impact Front metal IPO corrugated metal  
 26" Wide Door IPO 22" Door  
 14" Tires for improved towing in place of 13"

Coachnet Roadside Assistance  
 Large Exterior Folding Assist Handle  
 Exterior Recept  
 Monitor Panel  
 Outside Storage Door  
 Porch Light  
 TV Antenna with Hookups  
 Solar Prep and Wiring

## CAMPING PACKAGE

Full Length Awning  
 6 Gallon Water Heater  
 3.3 Bar and Grill Refrigerator  
 Foot Flush Toilet  
 Microwave  
 High Output Cooktop  
 Range Hood (N/A on 17RP)  
 High Rise Faucet  
 Oversized Dinette with Removable Table  
 One Piece, Walkable Decked Roof  
 Nitro Filled Tires  
 Fiberglass Entry Door

55 Amp Converter  
 High Flo Water Pump  
 Detachable Power Cord  
 Bathroom Fan

## SAFETY PACKAGE

LP Detector  
 Carbon Monoxide Detector  
 Smoke Detector  
 Fire Extinguisher  
 Safety Glass Windows  
 GFI Protective Outlet  
 Exit Windows

## OPTIONS

Back Up Camera  
 Gel Coat Sidewalls  
 Medium LED TV  
 Bedroom wardrobes (16 FQ)  
 Screen Wall / Tent Wall (17RP Only)  
 Security Camera at Entrance Door  
 Flip Down Travel Rack (N/A 17RP)



**Forest River, Inc. encourages our customers to purchase their Forest River products from a local dealership whenever possible for the following reasons:**

- 1) Forest River, Inc. dealers are independently owned and operated businesses so priority service and scheduling is at their discretion and is often provided to customers that purchased their unit at that dealership.
- 2) Purchasing locally allows customers to establish meaningful relationships with a dealer, enhancing the RV experience through assistance with product questions, user tips or RV regulations for your state or country, and much more!
- 3) Canadian customers must meet requirements to bring an RV purchased out of the country to their home. These requirements may involve additional inspections and certifications, taxes and fees. Your local Canadian Dealer is a professional at meeting these requirements.
- 4) Scheduling timely warranty repairs and adjustments through a local dealership provides far greater flexibility and convenience to you, the customer!

It is the goal of Forest River, Inc. that all of our RV owners fully enjoy the RV experience and that customer satisfaction meets or exceeds their expectations!



## PRE-DELIVERY INSPECTION FACILITY

20,000 square feet of quality assurance. The bare essentials for a premium product. This state-of-the-art facility gives immediate daily feedback to production for quality assurance in every unit built.

## Specification Definitions

**GVWR (Gross Vehicle Weight Rating)** - is the maximum permissible weight of the unit when fully loaded. It includes all weights, inclusive of all fluids, cargo, optional equipment and accessories. For safety and product performance do NOT exceed the GVWR.

**GAWR (Gross Axle Weight Rating)** - is the maximum permissible weight, including cargo, fluids, optional equipment and accessories that can be safely supported by a combination of all axles.

**UVW (Unloaded Vehicle Weight)\*** - is the typical weight of the unit as manufactured at the factory. It includes all weight at the unit's axle(s) and tongue or pin and LP Gas. The UVW does not include cargo, fresh potable water, additional optional equipment or dealer installed accessories.

\*Estimated average based on standard build optional equipment.

**CCC (Cargo Carrying Capacity)\*\*** - is the amount of weight available for fresh potable water, cargo, additional optional equipment and accessories. CCC is equal to GVWR minus UVW. Available CCC should accommodate fresh potable water (8.3 lbs per gallon). Before filling the fresh water tank,

empty the black and gray tanks to provide for more cargo capacity.

\*\* Estimated average based on standard build optional equipment

Each Forest River RV is weighed at the manufacturing facility prior to shipping. A label identifying the unloaded vehicle weight of the actual unit and the cargo carrying capacity is applied to every Forest River RV prior to leaving our facilities.

The load capacity of your unit is designated by weight, not by volume, so you cannot necessarily use all available space when loading your unit.



**Learn More**  
 Scan this barcode using a QR Reader on your smart phone to learn more about Forest River.



A Berkshire Hathaway company.

All information contained in this brochure is believed to be accurate at the time of publication. However, during the model year, it may be necessary to make revisions and Forest River, Inc., reserves the right to make all such changes without notice, including prices, colors, materials, equipment and specifications as well as the addition of new models and the discontinuance of models shown in this brochure. Therefore, please consult with your Forest River dealer and confirm the existence of any materials, design or specifications that are material to your purchase decision. Litho. U.S.A 1418 P/W: 2020.01.11

## AC NELSEN DEALER LOCATIONS:

**OMAHA, NE**  
 11818 L ST  
 OMAHA, NE 68137  
 402-333-1122

**ATLANTIC, IA**  
 180 EXIT 57  
 ATLANTIC, IA 50022  
 712-243-2322

**MINNESOTA**  
 6220 HWY 101 S  
 SHAKOPEE, MN 55379  
 952-496-9000

[WWW.ACNELSENRV.COM](http://WWW.ACNELSENRV.COM)