



SONIC | SONIC LITE

Ultra Lite Travel Trailers



Designed for campers, by campers.

SONIC LITE

Venture RV's single axle Sonic Lite offers solid construction, with floorplans starting out at a fuel-saving 3,000 pounds! Sonic Lite features the most interior storage in its class. Interiors are surprisingly spacious – there's ample storage and Lite boasts many of the same features as Sonic, on a more compact scale.

Both Sonic Lite and Sonic are engineered with a one-piece seamless fiberglass roof system. By arching the roof front to back, this system provides a more durable roof. When it rains, the water runs fore and aft.



The Sonic Lite 169VUD offers a double bunk, large 65" x 48" dinette, a 60" x 75" queen bed and large dry bath. All kitchens feature a 8 CU FT electric double-door refrigerator for ample food storage, 2-burner stainless steel cooktop, microwave, roller ball bearing drawer guides, and cabinets with mortise and tenon hardwood cabinet doors.



Sonic Lite bedrooms feature overhead storage, full-length shirt closet and StorMore nightstands with 110V outlet and USB charging port.



Double bunk floorplans offer Teddy Bear bunk mattresses, and each bunk has its own window.



Bathrooms include porcelain foot-flush toilet, tub or shower surround and skylight.

SONIC

Families on the go want it both ways – maximum towing efficiency, plus uncompromising comfort and style. Sonic delivers; its ultra-lightweight, tandem-axle travel trailers are designed for smaller tow vehicles, yet equipped with upscale amenities usually seen in motorhomes. Livable and surprisingly spacious, Sonic offers 82" ceilings, a residential kitchen and ample storage to keep clutter at bay. Sonic's solid construction offers peace of mind and all the comforts of home.

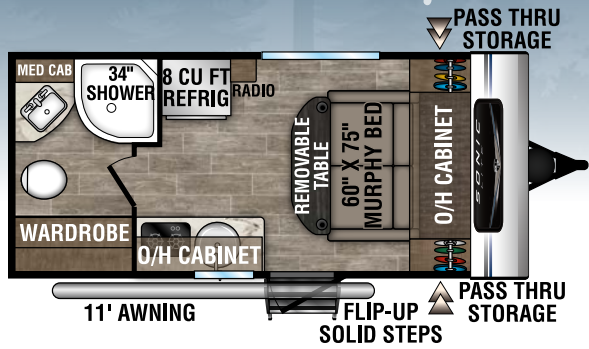


Sonic's living spaces now offer a panoramic front window. Furniture is extremely comfortable, and many convert to offer additional sleeping accommodations.

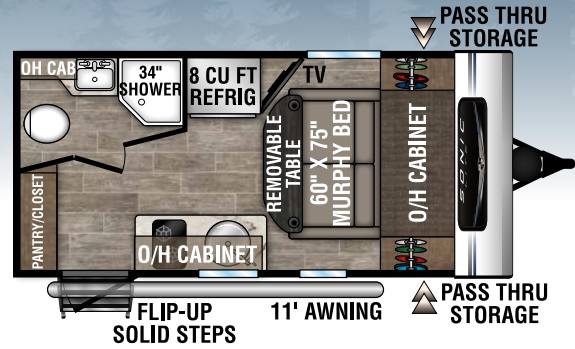


Sonic kitchens features a glass, flush-mounted, 3-burner cooktop with oven, microwave, exhaust fan, 7 CU FT refrigerator, and deep stainless steel single-bowl sink with draining rack.

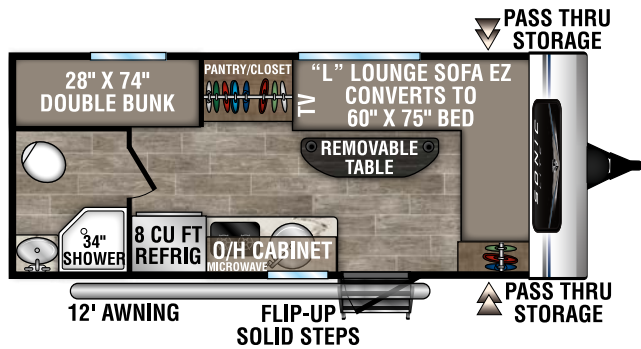
Sonic Lite Floorplans



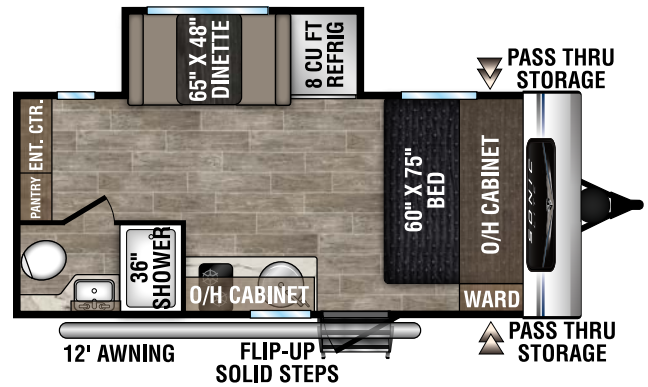
SLI50VRB | 3,110 UVW | 19' 11" LENGTH | SLEEPS 2 **NEW**



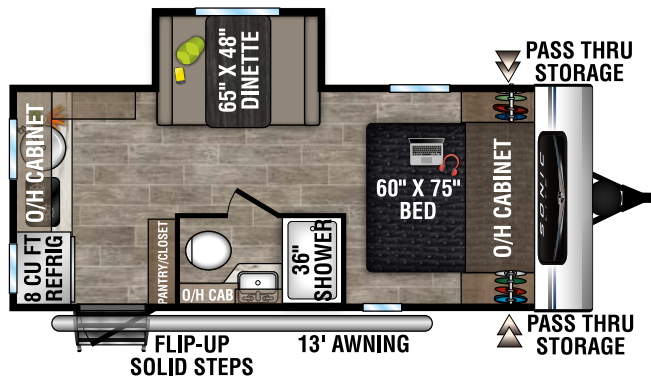
SLI50VRK | 3,000 UVW | 19' 1" LENGTH | SLEEPS 2



SLI60VBH | 3,460 UVW | 21' 3" LENGTH | SLEEPS 4 **NEW**



SLI69VMK | 3,400 UVW | 21' 1" LENGTH | SLEEPS 4



SLI69VRK | 3,570 UVW | 22' 1" LENGTH | SLEEPS 4



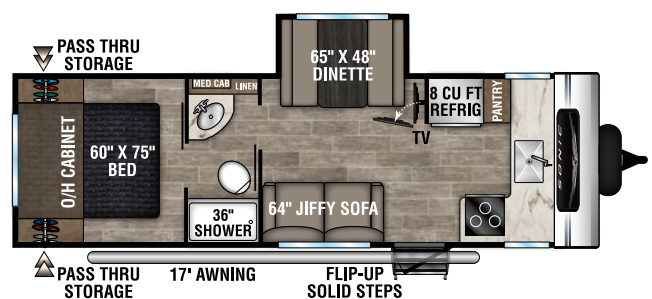
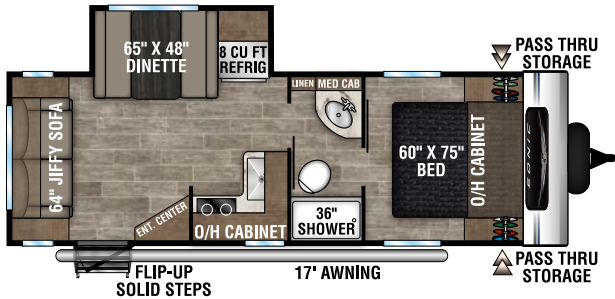
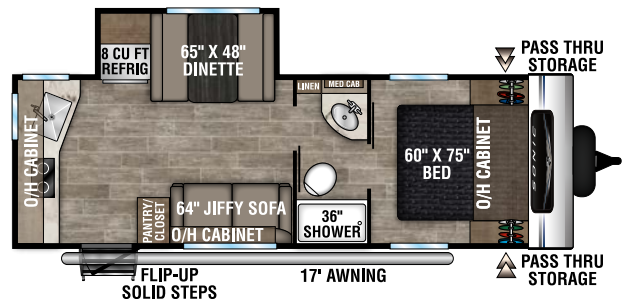
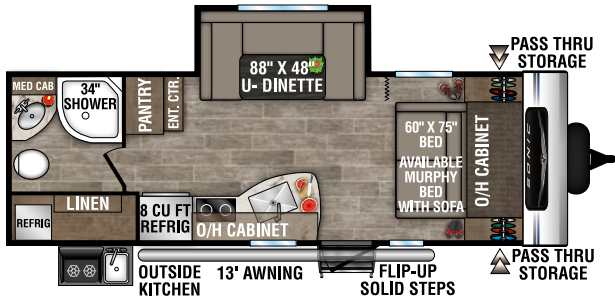
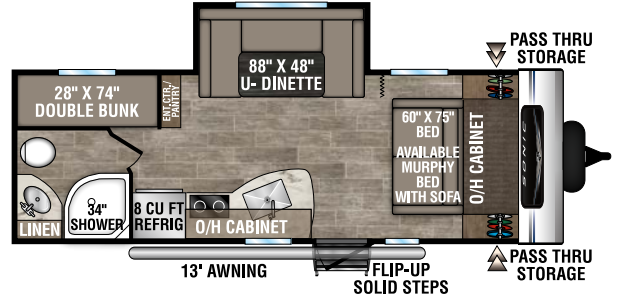
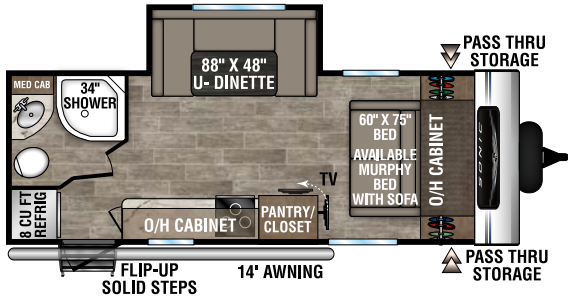
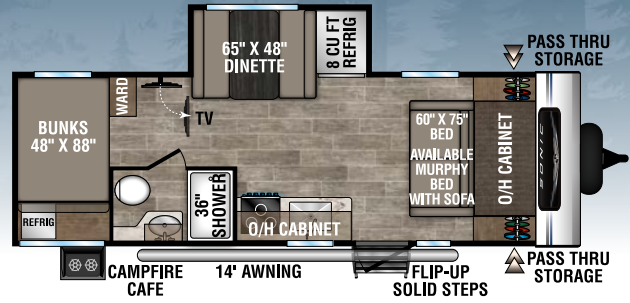
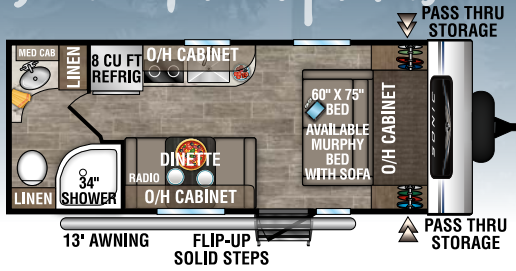
SLI69VUD | 3,410 UVW | 21' 10" LENGTH | SLEEPS 6

TRAVEL TRAILERS	SLI50VRB	SLI50VRK	SLI60VBH	SLI69VMK	SLI69VRK	SLI69VUD
UVW (Unloaded Vehicle Weight)*	3,110	3,000	3,460	3,400	3,570	3,410
Dry Hitch Weight*	470	320	500	360	340	410
Dry Axle Weight*	2,640	2,680	2,960	3,040	3,230	3,000
CCC (Cargo Carrying Capacity)	625	680	790	790	595	825
Interior Height	82"	82"	82"	82"	82"	82"
Exterior Height with A/C	9' 11"	9' 11"	9' 11"	9' 11"	9' 11"	9' 11"
Exterior Width	90"	90"	90"	90"	90"	90"
Exterior Length**	19' 11"	19' 1"	21' 3"	21' 1"	22' 1"	21' 10"
Refrigerator (Cubic Feet)	8	8	8	8	8	8
Water Heater Capacity (Gal. G/E w/DSI)	6	6	6	6	6	6
Fresh Water Capacity (Gallon)	38	38	38	38	38	38
Black Water Capacity (Gallon)	30	30	30	30	30	30
Gray Water Capacity (Gallon)	30	30	30	30	45	30
LP Gas Capacity (Lbs.)	20	20	20	20	20	20
Furnace BTUs (1,000s)	20	20	20	20	20	20
Tire Size	14"	14"	15"	15"	15"	15"
Awning	11'	11'	12'	12'	13'	12'

*This weight reflects the rolling average unit weight for each model. Your trailer weight will vary according to optional equipment.

**Exterior length is measured from rear of bumper to leading edge of coupler.

Sonic Floorplans



TRAVEL TRAILERS	SN190VRB	SN211VDB	SN211VRB	SN220VBH	SN220VRB	SN231VRK	SN231VRL	SN241VFK
UVW (Unloaded Vehicle Weight)*	3,830	4,620	4,330	4,480	4,740	4,490	4,480	4,520
Dry Hitch Weight*	370	580	550	490	430	400	560	640
Dry Axle Weight*	3,460	4,040	3,780	3,990	4,310	4,090	3,920	3,880
CCC (Cargo Carrying Capacity)	1,945	1,270	1,545	1,370	1,100	1,325	1,380	1,400
Interior Height	82"	82"	82"	82"	82"	82"	82"	82"
Exterior Height with A/C	10' 4"	10' 4"	10' 4"	10' 4"	10' 4"	10' 4"	10' 4"	10' 4"
Exterior Width	90"	90"	90"	90"	90"	90"	90"	90"
Exterior Length**	23' 3"	27'	25'	26' 7"	27'	26' 11"	26' 11"	28' 4"
Refrigerator (Cubic Feet)	8	8	8	8	8	8	8	8
Water Heater Cap. (Gal. G/E w/DSI)	6	6	6	6	6	6	6	6
Fresh Water Capacity (Gallon)	39	39	39	39	39	39	39	39
Black Water Capacity (Gallon)	30	30	30	30	30	30	30	30
Gray Water Capacity (Gallon)	30	30	30	30	30	60	30	60
LP Gas Capacity (Lbs.)	40	40	40	40	40	40	40	40
Furnace BTUs (1,000s)	20	20	20	20	20	20	20	20
Tire Size	14"	14"	14"	14"	14"	14"	14"	14"
Awning	13'	14'	14'	13'	13'	17'	17'	17'

*This weight reflects the rolling average unit weight for each model. Your trailer weight will vary according to optional equipment.

**Exterior length is measured from rear of bumper to leading edge of coupler.

Sonic Lite Packages & Options

BLAST PACKAGE 1.3

Panoramic automotive front window, hand- glazed heirloom maple cabinet doors, 8 CU FT double-door refrigerator, WIFI prep, entry door w/clear- view window, new Euro-style dinette, HDMI/DVD stereo w/5.1 AMP USB charger, deep round stainless steel sink w/ cover, Venture LevelMate PRO, lighted power tongue jack, Go Power mounted solar prep, motion light in bathroom, larger slam latch baggage doors w/magnetic catches, heirloom comforter, tucked rear bumper, Serta Memory Foam mattress.

EXTERIOR LUXURY PACKAGE (MANDATORY)

Seamless one-piece fiberglass roof front & rear profile, friction hinge entry door, battery disconnect switch, 5/8" tongue & groove plywood floor decking, spread axles w/auto-adjust brakes & EZ Lube hubs, NXG frame, (4) angled scissor jacks w/footpads, large grab handle, 4" tube bumper sewer hose storage, prewired for Furrion backup camera, dedicated cable & satellite hookups, Furrion marine-grade detachable power cord, motion-activated pass-thru storage light, hot & cold outside shower, keyed-Alike key system, Venture bottle opener/dog tie-out, carbon fiber rock guard & slideout end walls, solid flip-up step, swing-away grab handle, Screen Shot spring screen door, LED lighted power awning.

INTERIOR LUXURY PACKAGE (MANDATORY)

StorMore bedside nightstand(s)(CPAP sized) w/110V outlet & USB charging, convection microwave, 2-burner cooktop, designer tile backsplash, 6 GAL Gas/Electric DSI water heater, vented range hood, Safe "T"ek box w/110V & USB charging ports, motion-activated interior entry light, Beauflor residential linoleum, skylight in living area, LED lighting w/individual controls, 82" ceiling height, power exhaust fan in bathroom, shoe cubby (VBF), Surf(x) seamless countertops and tabletops, porcelain foot-flush toilet.

OPTIONS

LevelMate PRO leveling system*, lighted power tongue jack*, spare tire/carrier/cover*, TV w/swing arm, upgraded Serta mattress*, swing-away bumper-mount griddle, A-frame bike rack, Furrion observation/backup camera, off-the-grid solar PKG (1) panel (rigid 100W) & control, off-road tires.

**Included in Blast Package 1.3*

8.0 XL LUXURY PACKAGE (OPTION)

8 CU FT 12V refrigerator, 13.5 low profile Coleman Mach III roof-mounted A/C.

7.0 XL LUXURY PACKAGE (OPTION)

7 CU FT gas/electric refrigerator, 13.5 low profile Coleman Mach III roof-mounted A/C.



Sonic optimizes every possible opportunity to offer virtually unlimited storage.



Both Sonic and Sonic Lite provide a 7 CU FT double door gas/electric refrigerator/freezer.



Safe Tek box provides a hidden charging station with USB and 110V outlets.

Sonic Packages & Options

DISCOVERY PACKAGE 1.3

Panoramic automotive front window, hand-glazed heirloom maple cabinet doors, 8 CU FT double-door refrigerator, WIFI prep, entry door w/clear-view window, Furrrion oven w/3-burner cooktop & glass cover, new Euro-style dinette, HDMI/DVD stereo w/5.1 AMP USB charger, dish drying sink cover, aluminum wheels, Venture LevelMate PRO, power tongue jack, Go Power mounted solar prep, motion light in bathroom, larger slam latch baggage doors w/magnetic catches, heirloom comforter.

WEATHER SHIELD PACKAGE (MANDATORY)

Forced-air heated & enclosed underbelly, 360° residential fiberglass insulation, 360° radiant foil insulation, radiant foil bubble insulation-wrapped tanks. (360° = roof, floor, front/rear walls).

EXTERIOR PACKAGE (MANDATORY)

Seamless one-piece fiberglass roof – front & rear profile, friction-hinge entry door, battery disconnect switch, fender guards, 5/8" tongue & groove plywood floor decking, spread axles w/auto-adjust brakes & EZ Lube hubs, NXG Huck-bolt frame, (4) angled scissor jacks w/footpads, large grab handle, 4" tube bumper sewer hose storage, prewired for Furrrion backup camera, dedicated cable & satellite hookups, Furrrion marine-grade detachable power cord, motion activated pass-thru storage light, hot & cold outside shower, Keyed Alike key system, Venture bottle opener/dog tie-out, carbon fiber rock guard & slideout end walls, solid flip-up step, swing-away grab handle, Screen Shot Spring Screen door, LED lighted power awning.

INTERIOR PACKAGE (MANDATORY)

StorMore bedside Nightstands (CPAP sized) w/110V outlet & USB charging, stainless steel microwave, designer backsplash, 6 GAL Gas/Electric DSI water heater, vented range hood, Safe "T"ek box w/110V & USB charging ports, motion-activated interior entry light, Beauflor residential linoleum, skylight in living area, LED lighting w/individual controls, 82" ceiling height, power exhaust fan in bathroom, shoe cubby (VBF), Surf(x) seamless countertops & tabletops, porcelain foot-flush toilet.

OPTIONS

off-the-grid solar PKG (1) 100W panel & controller, (4) power stabilizer jacks, LED TV w/swing arm, upgraded Serta mattress*, 13,000 BTU A/C, 15,000 BTU A/C, Murphy bed w/sofa (N/A 231s or 241VFK), 7 CU FT gas/electric refrigerator, swing-away bumper-mount griddle, A-frame bike rack, LevelMatePRO leveling system*, lighted power tongue jack*, high-polished aluminum rims*, Furrrion observation/backup camera, off-road tire package.

**Included in Discovery Package 1.3*

HIGHWAY PACKAGE (OPTION)

Spare/carrier/cover, black tank flush, bottle covers



Large & deep single bowl stainless steel farmers sink with drying rack cover.



Designer backsplash enhances the interior.



Skylight offers plenty of light and headroom.



Sonic's LevelMate wireless leveling system calculates a perfect level position without time-consuming guesswork.



Sonic features a glass-topped, flush-mounted, 3-burner cooktop with oven.



Media Center includes HDMI/DVD stereo with 5.1 USB charger.


Exterior Features



Power awning with LED lights

Nitrogen-filled radial tires

Slam latch baggage doors with magnetic catches



All Sonics feature a solid flip-up step and friction-hinged entry door with Screen Shot screen door.



Sonic offers one-piece seamless fiberglass roof construction.



The handy bottle opener can also be used as a pet-friendly tie down.



Standard outside shower provides both hot and cold water.



Sonic's Weather Shield features a radiant foil barrier, forced heat, enclosed underbelly and enclosed gate valves (Sonic only).



LevelMate PRO makes it possible for you to level your trailer on the first try! This option calculates and displays the height required to achieve a perfectly level position.



SONIC LITE CONSTRUCTION



SONIC CONSTRUCTION



SONIC LITE



SONIC



985 N 900 W | Shipshewana, IN 46565 | www.venture-rv.com

Due to continual research and advances, manufacturer reserves the right to change specifications, design, price and equipment without notice, and assumes no responsibility for any error in this literature. Some items shown are not included as standard or optional equipment.
©2020 Venture | 1/25/21 | 25M