


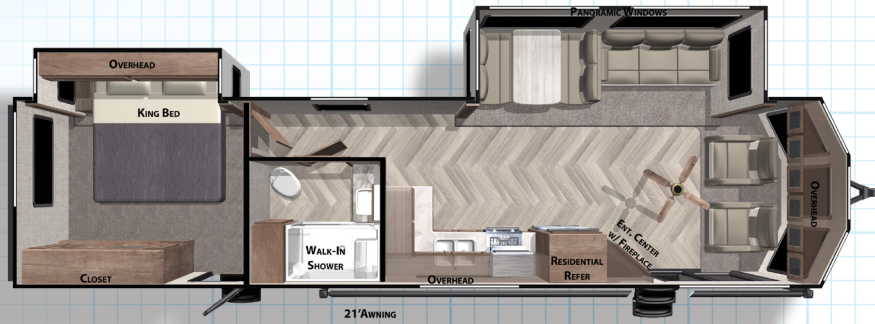
SALEM VILLA

BY FOREST RIVER

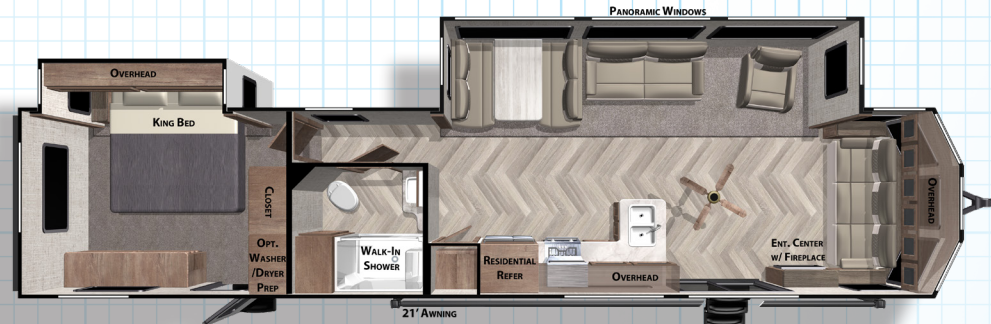


VILLA

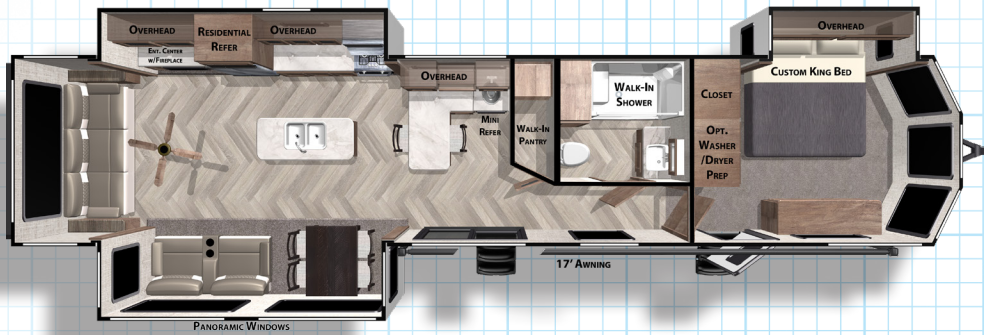
353FLFB



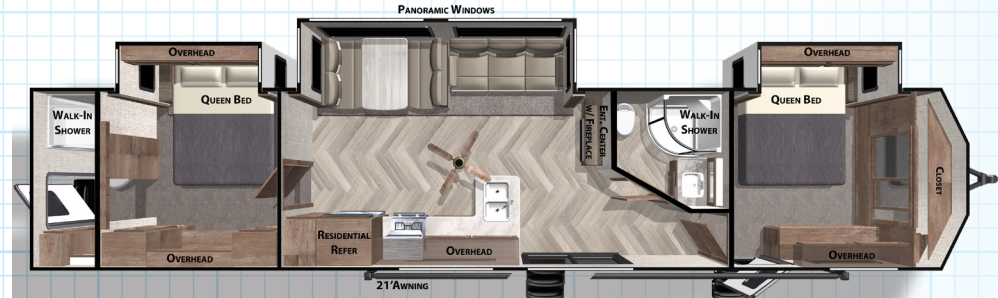
40FDEN



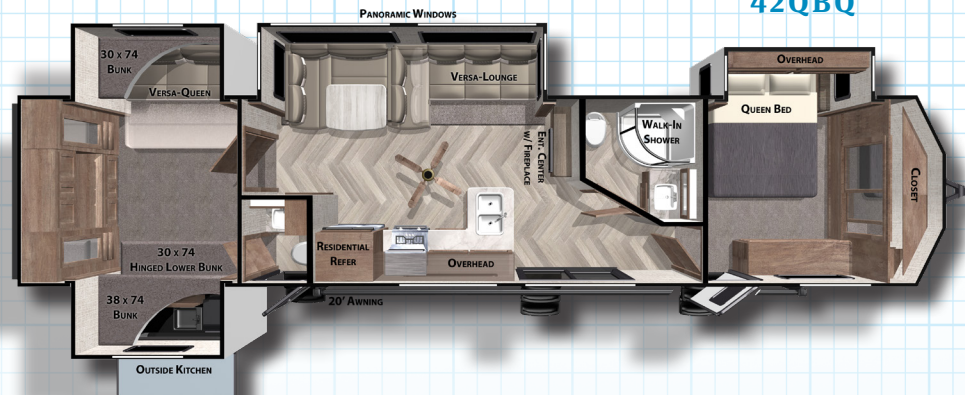
40RLB



4002Q



42QBQ



For more info, pictures & 360 Tours, visit
www.forestriverinc.com/Salem

GRAND VILLA

42DL



42FK



42FLDL

BEST IN CLASS PACKAGE

- » Upgraded Designer Furniture Package
- » Heated & Enclosed Accessi-Belly (w/ Removable Underbelly Panels)
- » Exterior LED Light Strip Under Awning
- » LED Interior Mushroom Style Bright Lights
- » Central Vacuum w/ Sweep Attachment
- » Seamless Countertops (No T-Mold)
- » Modern Cloth Roller Shades w/ AutoStop
- » Recessed Stove w/ Glass Stove Cover (Not Available On Grands)
- » Stainless Steel Kitchen Appliances
- » 1.6 CU FT Oversized Residential Whirlpool Microwave
- » Stainless Steel Dual Basin Undermount Sink
- » LED Accent Light PKG: Under Cabinets and Over LR SLIDES
- » Stainless Steel Roll Up Sink Cover
- » 30" Built-In Electrical Fireplace (Heater) (Standard on Grand Lodges)
- » Serta Mattress
- » Slide-Out Awning Prep
- » Black Tank Flush
- » WiFi Prep



OPTIONAL GEL COAT FIBERGLASS EXTERIOR

	VILLA					GRAND VILLA		
	353FLFB	40FDEN	40RLB	4002Q	42QBQ	42DL	42FK	42FLDL
HITCH WEIGHT:	1335 lb.	1260 lb.	1445 lb.	1585 lb.	1365 lb.	1855 lb.	1780 lb.	1720 lb.
UVW:	9234 lb.	10574 lb.	11604 lb.	1184 lb.	12029 lb.	12719 lb.	12469 lb.	12209 lb.
CCG:	2301 lb.	886 lb.	1841 lb.	2401 lb.	1336 lb.	1136 lb.	1311 lb.	1511 lb.
EXTERIOR LENGTH:	37' 9"	42' 5"	43'	44' 8"	42' 4"	41' 10"	42' 11"	41' 7"
EXTERIOR HEIGHT:	12' 8"	12' 8"	12' 8"	12' 8"	12' 8"	13'	13' 3"	13' 3"
EXTERIOR WIDTH:	96"	96"	96"	96"	96"	102"	102"	102"
FRESH WATER:	40 gal.	40 gal.	40 gal.	40 gal.	40 gal.	40 gal.	40 gal.	40 gal.
GRAY WATER:	30 gal.	40 gal.	120 gal.	80 gal.	96 gal.	80 gal.	80 gal.	80 gal.
BLACK WATER:	40 gal.	40 gal.	40 gal.	80 gal.	70 gal.	40 gal.	40 gal.	40 gal.
AWNING SIZE:	21'	21'	17'	21'	20'	20'	19'	21'

SALEM PRODUCT FAMILY



FSX

CRUISE LITE

SALEM

VILLA / GRAND VILLA

HEMISPHERE



24/7 EMERGENCY ROADSIDE ASSISTANCE WITH VEHICLE PURCHASE*

TOWING
JUMP-STARTS
TIRE CHANGES
FLUID DELIVERY
LOCKOUT
SERVICE

WINCH-OUT
MOBILE MECHANIC
TECHNICAL
SUPPORT
DEALER LOCATOR
SERVICES



*VALID FOR 1 YEAR FROM DATE OF PURCHASE

FREE MEMBERSHIP to Forest River Owners' Group

www.forestriverfrog.com



Learn More

Scan this barcode using
a QR Reader on your
smart phone to learn
more about Forest River.



A Berkshire Hathaway company.

Specification Definitions

GVWR (Gross Vehicle Weight Rating) - is the maximum permissible weight of the unit when fully loaded. It includes all weights, inclusive of all fluids, cargo, optional equipment and accessories. For safety and product performance do NOT exceed the GVWR.

GAWR (Gross Axle Weight Rating) - is the maximum permissible weight, including cargo, fluids, optional equipment and accessories that can be safely supported by a combination of all axles.

UVW (Unloaded Vehicle Weight)* - is the typical weight of the unit as manufactured at the factory. It includes all weight at the unit's axle(s) and tongue or pin and LP Gas. The UVW does not include cargo, fresh potable water, additional optional equipment or dealer installed accessories.

*Estimated average based on standard build optional equipment.

CCC (Cargo Carrying Capacity)** - is the amount of weight available for fresh potable water, cargo, additional optional equipment and accessories. CCC is equal to GVWR minus UVW. Available CCC should accommodate fresh potable water (8.3 lbs per gallon). Before filling the fresh water tank, empty the black and gray tanks to provide for more cargo capacity.

** Estimated average based on standard build optional equipment

Each Forest River RV is weighed at the manufacturing facility prior to shipping. A label identifying the unloaded vehicle weight of the actual unit and the cargo carrying capacity is applied to every Forest River RV prior to leaving our facilities.

The load capacity of your unit is designated by weight, not by volume, so you cannot necessarily use all available space when loading your unit.

All information contained in this brochure is believed to be accurate at the time of publication. However, during the model year, it may be necessary to make revisions and Forest River, Inc., reserves the right to make all such changes without notice, including prices, colors, materials, equipment and specifications as well as the addition of new models and the discontinuance of models shown in this brochure. Therefore, please consult with your Forest River dealer and confirm the existence of any materials, design or specifications that are material to your purchase decision. Litho. U.S.A. FOR 1609 P/W: 2019.01.22

MEET YOUR VILLA DEALER

CUSTOMER SATISFACTION



www.ForestRiverBuyLocal.com



PRE-DELIVERY INSPECTION FACILITY

20,000 square feet of quality assurance. The bare essentials for a premium product. This state-of-the-art facility gives immediate daily feedback to production for quality assurance in every unit built.