



OUTLAW®


CLASS A



LITHIUM FULL-BODY PAINT



THUNDER CANYON FULL-BODY PAINT



PRYSM FULL-BODY PAINT

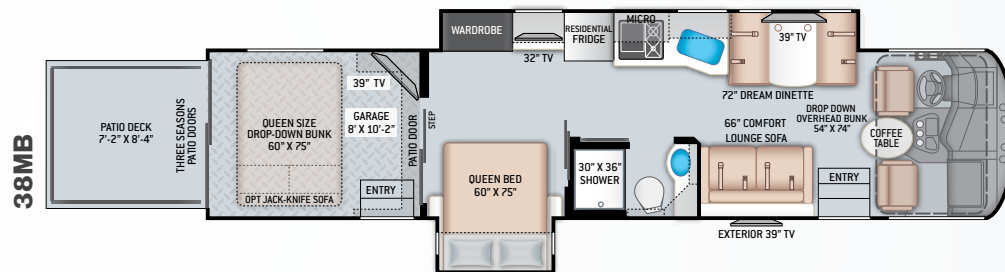
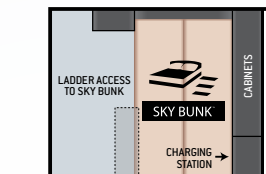
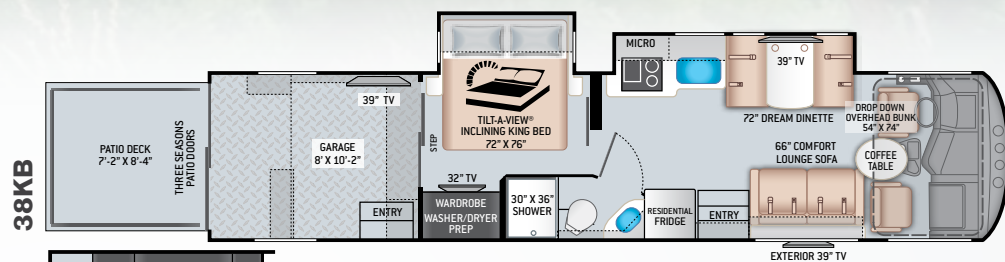

REGATTA




SANIBEL




FLOORING



CLASS C

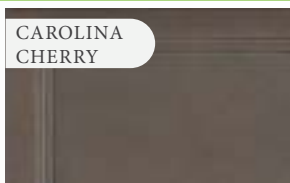


NITRO RED




STEALTH BLUE

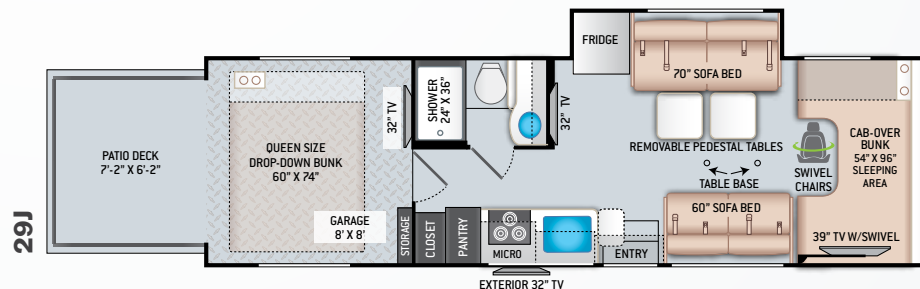

CAROLINA CHERRY



IRISH MAPLE



FLOORING



Class A Featured Highlights

CONSTRUCTION & EXTERIOR

- Ford® F-53 Chassis - 6.8L Triton® V10 Engine, 320HP, 460 lb.-ft. Torque - TorqShift® 6-Speed Automatic Transmission with Overdrive
- Ford® F-53 Chassis - 7.3L Triton® V8 Engine, 350HP, 468 lb.-ft. Torque - TorqShift® 6-Speed Automatic Transmission with Overdrive*
- Full-Body Paint with Gel Coated Sidewalls & Invisible Front Mask Paint Protection
- Automatic Leveling Jacks with Touchpad Controls
- Basement Pass-Through Storage
- Power Patio Awning with Integrated LED Lighting
- Frameless Windows
- Pet-Link™ Multi-Purpose Tie-Down
- Remote Fuel Filling Station with Auxiliary Fuel Tank, Pump and Nozzle
- Garage Drop-Down Zero-G® Ramp Door, Snap-In Patio System & Power Patio Awning
- Three Seasons Patio Doors with Screen Privacy Panels
- 8,000-lb. Trailer Hitch with 7-pin Round Connector

CONSTRUCTION & EXTERIOR OPTION

- Frameless Dual Pane Windows

AUTOMOTIVE & COCKPIT

- 10.1" Touchscreen Dash Radio with Bluetooth®, Axerra™ Navigation and SiriusXM® Ready
- Steering Wheel Audio Control**
- Back-Up Monitor
- Heated/Remote Exterior Mirrors with Integrated Side View Cameras
- Reclining/Swivel Leatherette Captain's Chairs with Stow-Away Coffee Table
- Tilt Steering Wheel

- Tilt and Telescoping Steering Wheel*
- Automatic Headlights*
- Emergency Engine Start Switch
- Power Roller Shade on Windshield
- Manual Roller Shades on Side Windows
- 22.5" Tires with Aluminum Wheels
- Valve Stem Extenders on Rear Wheels
- Dash Workstation with 110-volt & 12-volt Outlets
- Power Drop-Down Hide-Away Overhead Bunk with Cotton Cloud™ Mattress & Bunk Ladder

INTERIOR

- Residential Vinyl Flooring
- LED Lighting
- Satin Finish Cabinetry with Solid Wood Flat Panel Cabinet Doors & Nickel Finish Hardware
- Leatherette Sofa Bed
- Leatherette Dream Dinette® Booth with Cup Holders
- Tread Plate Non-Slip Flooring, Tie Down Rings & Workshelf Storage Cabinet in Garage
- 12-volt Attic Fan in Garage
- Double Door Refrigerator
- 2-Burner High-Output Gas Range Top with Single Induction Cooktop
- 30" Over-the-Range Stainless Steel Convection Microwave Oven
- Kitchen Countertop LED Accent Lighting**
- Solid Surface Countertops & Sink Cover
- Queen Size Bed with Bedspring and Pillow Shams (38MB)
- King Size Bed with Tilt-A-View™ Inclining Bed Mechanism (38KB)
- Queen Size Bed Drop-Down Bunk in Garage (38MB)
- Mattress Covered Sky Bunk in Garage (38KB)
- 39" TV in Living Area
- Blu-Ray Player in Living Area
- 32" TV in Bedroom

- 39" TV in Garage with Swivel Bracket
- Exterior 39" LED TV on Swivel Bracket with Bluetooth® Soundbar & Radio
- TV Ready in Sky Bunk™ (38KB)
- USB Charging Ports - Bedroom & Living Area
- Winegard® ConnetC™ 2.0 WiFi / 4G / TV Antenna

INTERIOR OPTIONS

- Two (2) Opposing Jack-Knife Sofas in Garage

ELECTRICAL & PLUMBING

- Onan® RV QG 5500 Gas Generator
- Automatic Generator Start
- 50-amp Shoreline Power Cord
- Rapid Camp+® Multiplex Wiring Control System, with Blue Tooth and 7" Touchscreen
- Dual Roof Air Conditioners
- 8,000 BTU Air Conditioner with Remote in Garage
- Four (4) Auxiliary House Batteries
- 100-watt Solar Charging System with Solar Controller
- 1800-watt Inverter
- 55-amp Converter
- Exterior LP Connection
- Enclosed & Heated Holding Tanks
- 360° Siphon® RV Holding Tank Vent Cap
- Black Tank Flush System
- Combo Washer/Dryer Prep (38KB)
- Outside Shower

* Late Availability
** Available in units built after 10/15/2020

For a complete listing of available features, visit thormotorcoach.com/outlaw-class-a.

Class C Featured Highlights

CONSTRUCTION & EXTERIOR

- Ford® E-Series Chassis - 7.3L V8 350HP 468 lb-ft Torque
- Automatic Leveling Jacks with Touchpad Controls
- Slick Fiberglass Exterior with Graphics Package
- Power Patio Awning with Integrated LED Lighting
- Frameless Windows
- Drop-Down Ramp Door, Patio Deck Railings & Manual Patio Awning
- Stainless Steel Storage Cabinet in Garage
- Tread Plate Non-Slip Flooring in Garage
- Bug Screen Curtain in Garage
- Removable Interior/Exterior Table for Garage & Patio
- 8,000-lb. Trailer Hitch with 7-pin Round Connector

AUTOMOTIVE & COCKPIT

- 7" Touchscreen Dash Radio, Plug and Play Screen Mirroring with Back-Up Monitor
- Heated/Remote Exterior Mirrors with Integrated Side View Cameras
- Swivel Leatherette Captain's Chairs with Filler Cushions
- Emergency Engine Start Switch
- Valve Stem Extenders
- Stainless Steel Wheel Liners
- Aluminum Running Boards
- LED Taillights
- Dash Applique

INTERIOR

- High-Sheen Cabinetry Cabinet Doors with Nickel Finish Hardware
- Leatherette Comfort Lounge Sofa and Removable Pedestal Table
- Leatherette Jack-Knife Sofa and Removable Pedestal Table
- Pressed Laminate Countertops
- Kitchen Countertop LED Accent Lighting
- 12-volt Attic Fan with Cover in Cab-Over

- Queen Size Powered Drop-Down Bunk in Garage
- Shower with Anti-Bacterial Shower Curtain
- Double Door Refrigerator
- Recessed 3-Burner Gas Cooktop with Glass Cover
- Convection Microwave Oven
- 12-volt Vent in Kitchen
- 39" TV on Manual Swivel
- 32" TV in Living Area & Garage
- Exterior 32" TV on Manual Swivel Bracket & Bluetooth® Sound Bar
- HDMI Video Distribution Box
- Bluetooth® Coach Radio System in Garage
- USB Charging Ports in Garage, Bedroom, & Living Room
- Wall Cubby with Net & USB Charging Port
- Winegard® ConnetC™ 2.0 WiFi / 4G / TV Antenna

INTERIOR OPTIONS

- Cab-Over Child Safety Net

ELECTRICAL & PLUMBING

- Onan® RV QG 4000 Gas Generator
- 30-amp Shoreline Power Cord
- Single Roof Air Conditioner
- 8,000 BTU Air Conditioner with remote in Garage
- Secondary Auxiliary House Battery
- 1,000-watt Entertainment Inverter
- Exterior LP Connection
- Tankless Water Heater
- Water Heater By-Pass
- Solar Prep - Includes Solar Controller
- Black Tank Flush System
- 360° Siphon® RV Holding Tank Vent Cap
- Holding Tanks with Heat Pads
- 100-watt Solar Charging System with Solar Controller (OPT)

For a complete listing of available features, visit thormotorcoach.com/outlaw-class-c.

	38MB	38KB
Chassis	Ford	Ford
Gross Vehicle (GVWR)	26,000	26,000
Gross Combined (GCWR)	30,000	30,000
Wheel Base	262"	262"
Exterior Length (w/o ladder)	39'-9"	39'-9"
Exterior Height (w/AC)	13'-3"	13'-3"
Exterior Width (w/o mirrors)	101"	101"
Interior Height (living area)	80" to 97"	80" to 97"
Awning Size	19'	18'
Fuel (gal)	80	80
LPG (lbs)	105	105
Fresh/Waste/Gray Water (gal)	150 / 40 / 40	150 / 40 / 40
Water Heater (gal)	Tankless	Tankless
Furnace (BTUs)	35,000	35,000
Exterior Storage Capacity (cu. ft.)	105	141
Garage Capacity (lbs)	1,450	1,350
Hitch Weight Rating (lbs)	8,000	8,000

	29J
Chassis	Ford
Gross Vehicle (GVWR)	14,500
Gross Combined (GCWR)	22,000
Wheel Base	219"
Exterior Length (w/o ladder)	31'-2"
Exterior Height (w/AC)	10'-10"
Exterior Width (w/o mirrors)	99"
Interior Height (living area)	84"
Awning Size	16'
Fuel (gal)	55
LPG (lbs)	40.9
Fresh/Waste/Gray Water (gal)	40 / 30 / 34.5
Water Heater (gal)	Tankless
Furnace (BTUs)	19,000
Exterior Storage Capacity (cu. ft.)	17.2
Hitch Weight Rating (lbs)	8,000



IMPORTANT—PLEASE READ: This brochure reflects product design, fabrication, material, components and specifications at the date of printing, which date is disclosed below. Please visit us online at ThorMotorCoach.com or consult with your selling dealership for the latest in standards, options, specification and technical information. Photographs in the brochure may depict optional equipment or may only be available in certain floor plans. Components, appliances and the chassis may have been manufactured in a calendar year before the vehicle's designated model year. All capacities are approximate. The actual length of the vehicle may differ from that indicated in the brochure due to variances in the manufacturing processes and/or installed components. All dry weights are based on standard model features and do not include optional features or equipment. Component part and appliance manufacturers issue limited warranties covering portions of the vehicle not covered under the limited warranty we issue. Copyright Thor Motor Coach, Inc. © OH 03/11/2021

Made to fit.

P.O. Box 1486, Elkhart, IN 46515 Sales Department: 800.860.5658

thormotorcoach.com/motorhomes/toy-haulers

