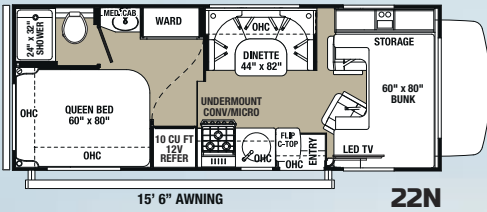


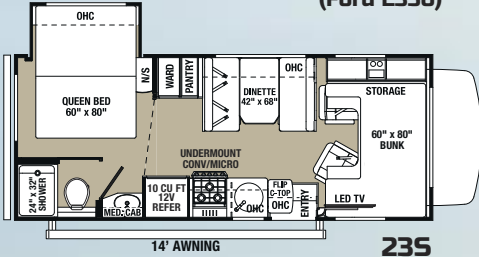
SOLERA



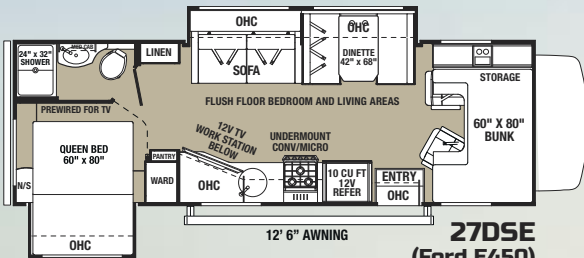
A Berkshire Hathaway company.



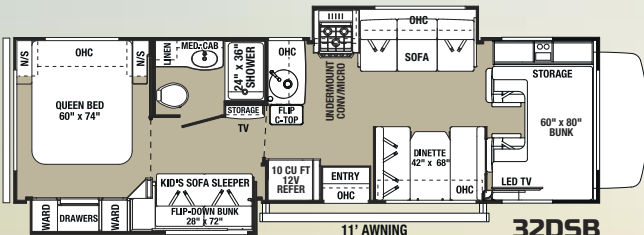
22N
(Ford E350)



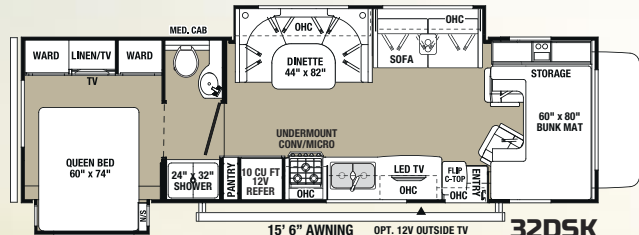
235
(Ford E350)



27DSE
(Ford E450)



32DSB
(Ford E450)



32DSK
(Ford E450)

**32DSK
OPTION**

12V POWER
THEATER SEATING



INTRODUCING SOLERA

Solera's contemporary style and residential luxury is offered in a value package designed to get you into the Class C RV lifestyle. Popular standard amenities include an 8" Sony Carplay/Android radio, 12V LED TV, 10.7 cu. ft. 12V Refrigerator, convection microwave, back-up and side view cameras, a 12V Solar charging system, Bilstein shocks with a lifetime warranty, and a choice of five proven floorplans.



SOLERA



STANDARD FEATURES & OPTIONS

WARRANTY	
12 Months/12,000 mile basic limited warranty	S
Chassis warranty (see owners manual)	
SYSTEMS	
Battery disconnect	S
Bilstein shock absorbers	S
Water heater bypass	S
(2) Deep cycle coach batteries	S
"Easy Access" battery in step-well	S
30 Amp service w/ power cord	S
60 Amp Progressive Dynamics converter	S
6 Gallon DSI gas/electric water heater	S
30,000 BTU furnace	S
Emergency start switch	S
Satellite/cable connection	S
15K BTU Whisper Quiet AC system w/ heat pump	S
Dual A/C with power shedding system (32DSB, 32DSK)	O
4.0 KW Onan Microquiet generator	S
12V Heated tank pads	S
CO, LP and smoke detector	S
Winegard digital antenna	S
190 Watt roof mounted solar 12V charging system	S
EXTERIOR	
2" Aluminum framed laminated sidewalls	S
Superlite composite substrate	S
Gel coat exterior fiberglass	S
Block foam insulation	S
Lighted power awning w/ built-in exterior speakers	S
Slide room toppers	S
Fiberglass roof	S
Heated power exterior mirrors	S
One-piece fiberglass front cap	S
LED exterior lights	S
Roto-cast storage compartments	S
Aluminum running boards	S
110V, GFI protected exterior receptacle	S
Tinted sliding windows	S
7,500 Lbs. hitch, 7-pin connector (E450)	S
5,000 Lbs. hitch, 7-pin connector (E350)	S
Roof ladder	S



Integrated entry step	S
Automatic leveling system (4-point)	O
Black tank flush	S
CAB AREA	
Cab area privacy curtain	S
Hidden entry safe	S
Passenger swivel seat (N/A 32DSB)	S
Power windows and door locks	S
Keyless entry	S
Back-up and side view camera system	S
8" Touch screen Carplay/Android radio w/ USB and Bluetooth	S
Side view cameras	S
KITCHEN	
Recessed 3-burner range w/ flush glass cover	S
Convection microwave	S
10.7 Cu. ft. 12V refrigerator	S
1.3 Cu. ft. convection microwave oven	S
Wireless 12V charging pad in kitchen	S
Full extension ball bearing drawer guides	S

Flip-up countertop extension	S
Cordless 12V charging plate	S
BATHROOM	
Lightweight composite toilet	S
Lightweight Arcadia shower door	S
Electric roof fan	S
Shower head w/ flexible extension	S
Motion sensor light	S
Shower skylight	S
BEDROOM	
Upgraded memory foam mattress	S
Bedspread	S
MCD roller shades	S
LIVING ROOM	
MCD roller shades	S
Residential style furniture w/ fortress stain resistant fabrics	S
12V LED flat panel adjustable side TV	S
Child seat head tethers in dinette	S
Maxx Air multi-speed power fan w/ cover	S
Power theater seating (32DSK)	O

O: OPTION • S: STANDARD

SOLERA	22N	23S	27DSE	32DSB	32DSK
Wheelbase	158"	158"	190"	220"	220"
GVWR	12500	12500	14500	14500	14500
GAWRR	9600	9600	9600	9600	9600
GAWRF	5000	5000	5000	5000	5000
UVW	10100	10550	11443	12580	12780
GCWR	18500	18500	22000	22000	22000
CCC	2656	2695	3057	1920	1720
Fuel Capacity (Gal)	40	40	55	55	55
Hitch Rating/Tongue Weight	5000/500	5000/500	7500/500	7500/500	7500/500
Length - Bumper To Bumper	24'-6"	23'-10"	29'-4"	32'-3"	32'-3"
Exterior Height With A/C	11'-3"	11'-3"	11'-3"	11'-3"	11'-3"
Exterior Width	101"	101"	101"	101"	101"
Interior Width	95.5"	95.5"	95.5"	95.5"	95.5"
Interior Height Front/Rear	84"/77"	84"/77"	84"/77"	84"/77"	84"/77"
Fresh/Grey/Black Water (Gal)	44/39/39	35/32/27	44/39/39	44/39/39	44/39/39
L.P. Capacity (Gal)	9.8	9.8	9.8	9.8	9.8
Awning Length	15'-6"	14'	12'-6"	11'	15'-6"
Water Heater (Gal)	6	6	6	6	6
Exterior Storage (Cu. Ft.)	61	32	45	80	101.7

GVWR (Gross Vehicle Weight Rating) - is the maximum permissible weight of the unit when fully loaded. It includes all weights, inclusive of all fluids, occupants, cargo, optional equipment and accessories. For safety and product performance do NOT exceed the GVWR.

GCWR (Gross Combined Weight Rating) - is the maximum permissible loaded weight of your motor home and any towed trailer or towed vehicle. Actual GCWR of this vehicle may be limited by the sum of the GVWR and the installed hitch receiver maximum capacity rating; see hitch rating label for detail.

GAWR (Gross Axle Weight Rating) - is the maximum permissible weight, including cargo, fluids, optional equipment and accessories that can be safely supported by each axle.

UVW (Unloaded Vehicle Weight)* - is the typical weight of the unit as manufactured at the factory. It includes all weight at the unit's axle(s), including full fuel, all fluids and LP Gas. The UVW does not include cargo, fresh potable water, additional optional equipment or dealer installed accessories.

*Estimated Average based on standard build optional equipment.

CCC (Cargo Carrying Capacity)** - is the amount of weight available for fresh potable water, cargo, passengers, additional optional equipment and accessories. CCC is equal to GVWR minus UVW. Available CCC should accommodate fresh potable water (8.3 lbs per gallon). Before filling the fresh water tank, empty the black and gray tanks to provide for more cargo capacity.

**Estimated average based on standard build optional equipment.

Each Forest River RV is weighed at the manufacturing facility prior to shipping. A label identifying the unloaded vehicle weight of the actual unit and the cargo carrying capacity is applied to every Forest River RV prior to leaving our facilities. The load capacity of your unit is designated by weight, not by volume, so you cannot necessarily use all available space when loading your unit. Actual towing capacity is dependent upon your particular loading and towing circumstances, which includes the GVWR, GAWR and GCWR as well as adequate trailer brakes. Please refer to the Operator's Manual of your vehicle for further towing information.

SOLERA

Visit: www.forestriverinc.com/solera

914 CR 1 • Elkhart, IN 46514 • 574.262.2212 • 800.445.2825

Your Local Solera Dealer



All information contained in this brochure is believed to be accurate at the time of publication. However, during the model year, it may be necessary to make revisions and Forest River, Inc., reserves the right to make all such changes without notice, including prices, colors, materials, equipment and specifications as well as the addition of new models and the discontinuance of models shown in this brochure. Therefore, please consult with your Forest River dealer and confirm the existence of any materials, design or specifications that are material to your purchase decision. ©2021 Solera - a Division of Forest River, Inc. - a Berkshire Hathaway Company 1/21