



WONDER | 2021



Floorplans



W24RL | Rear Lounge



W24RTB | Rear Twin Bed



W24FTB | Front Twin Bed



W24MB | Murphy Bed




Wonder Rear Lounge shown with Cashmere cabinetry, Bianco White overhead cabinet door upgrade, Mountain Ultraleather® and Concrete Corian® countertops.



REAR LOUNGE

Where luxury and nature meet.

Built on the updated Ford Transit Chassis, the all-new Wonder Rear Lounge features an innovative layout with a spacious rear living area, modern design, advanced technology, and the smart use of space that Leisure Travel Vans is known for. The highlight of the floorplan is a rear lounge featuring a sectional sofa with two built-in lounge chairs, and nearly floor-to-ceiling windows allowing you to enjoy immersive views of your campsite.



REAR LOUNGE HIGHLIGHTS

- ◆ Rear lounge featuring a sectional sofa equipped with two lounge chairs with built-in footrests.
- ◆ Three large, expansive windows offer an abundance of natural light and immersive views of the outdoors.
- ◆ 58" x 74" Murphy bed transforms the area into a luxurious master suite.
- ◆ Large galley kitchen makes cooking on the road a joy thanks to smart and stylish features and premium appliances.
- ◆ Stylish ceiling panels provide soft, diffused lighting throughout the space.
- ◆ Use a mobile app to control the Wonder's climate controls, lighting, and more.







Wonder Rear Twin Bed shown with Natural Rift cabinetry, Grigio Shadow overhead cabinet door upgrade, Earth Ultraleather® and Antartica Corian® countertops.



REAR TWIN BED

Explore with Wonder.

A revolutionary floorplan featuring an exterior garage with bicycle storage, rear twin beds, an innovative three-piece dry bathroom, and one of the largest galleys offered in the Leisure Travel Vans lineup.



REAR TWIN BED HIGHLIGHTS

- ◆ North America's first exterior pass-through garage storage on a Ford Transit-based Class C. Large enough to house two full-size bicycles and much more.
- ◆ Two full-size hanging wardrobes located underneath the twin beds.
- ◆ Optional integrated side-mount exterior table, perfect for dining and entertaining. When not in use, the table can be folded up and neatly stored in the garage.
- ◆ Centralized touch screen display controls everything from lighting, heating and cooling, tank and battery level monitoring and more.
- ◆ Comfortable 32" x 76" twin beds can slide together, forming a single bed wider than a residential queen-size bed.



Wonder Front Twin Bed shown with Natural Rift cabinetry, Bianco White overhead cabinet door upgrade and Antarctica Corian® countertops.



FRONT TWIN BED

Room to Explore.

Bringing a new level of comfort and convenience to the open road, the Wonder Front Twin Bed features a wide open layout, spacious galley and lavatory, and twin beds that form into a bed wider than a residential queen-size bed. The modern interior combines style and function, offering an abundance of interior and exterior storage for all of your travel necessities.



FRONT TWIN BED HIGHLIGHTS

- ◆ 32" x 76" twin beds slide together, forming a bed wider than a residential queen-size bed (64" x 76").
- ◆ Large lavatory featuring 30" x 32" enclosed shower and medicine cabinet.

- ◆ Solid surface Corian® countertops.
- ◆ Ergonomic galley features a 2-door, 6.7 ft³ fridge/freezer and convection microwave alongside an exceptionally large Corian® Solid Surface countertop.

- ◆ Seven full-body paint options.
- ◆ Swing-out 28" LED TV, Bluetooth soundbar and smart Blu-ray player.
- ◆ Impressive 48 ft³ of storage with large rear storage compartment.



Wonder Murphy Bed shown with Natural Rift cabinetry, Fog Ultra leather®, Grigio Shadow overhead cabinet door upgrade, and Antarctica Corian® countertops.



MURPHY BED

A Smarter RV.

A game-changer from the chassis up, the Wonder is packed with smarter space solutions that combine superior design with innovative functionality. From the queen-size Murphy Bed to the abundance of interior and exterior storage, every inch is utilized to its maximum potential in the Wonder.



MURPHY BED HIGHLIGHTS

- ◆ Natural Rift cabinetry is available with optional Bianco White or Grigio Shadow (shown) FENIX NTM® matte doors and is complimented by accent LED lighting.
- ◆ The Dometic RMD 10 series refrigerator features a patented hinge allowing the fridge and freezer to be opened from either side.
- ◆ Hidden 28" LED TV with Bluetooth soundbar and Blu-ray player.
- ◆ Large closet wardrobe with full-length door, shelves and a 6-shelf rack.
- ◆ SYNC®3 Navigation system with 8.0" Colored Multi-Function Touch Screen.
- ◆ Entertainment focused living space with oversized chairs that switch from dinette to relaxing TV mode in an instant.
- ◆ Spacious lavatory with extra-large medicine cabinet and recessed shower.

Cabinetry



Natural Rift – Shown with Grigio Shadow Overhead Cabinet Door Upgrade



Cashmere – Shown with Bianco White Overhead Cabinet Door Upgrade

Upholstery

Captain's Chairs Standard



Fog Ultraleather®



Earth Ultraleather®



Mountain Ultraleather®

Cabinetry



Cashmere




Natural Rift

Cabinetry Upgrade



Bianco White FENIX NTM®



Grigio Shadow FENIX NTM®

Wheels



Aluminum Alloy Wheels
Standard

Countertops



Antarctica Corian®




Concrete Corian®

Fabric



Dinette
W24MB and W24FTB



Bedding
W24RTB



Champagne



Denim



Euro Sport



Glacier



Graphite



Silver



White Suede

Options



Auto Acquisition Satellite Dish



Exterior Ladder



Exterior Table




Fan Upgrade

Thermal Controlled Fan c/w Rain Sensor in Galley and Lavatory



Intelligent All-Wheel Drive



Keyless Entrance Door



Lithium Coach Batteries

Dual 12V Batteries




Macerator Sewage Discharge

c/w Manual Disconnect



Retractable Ottoman

(W24MB Only)



Ultraleather® Dinette Upgrade

c/w Flexible Seating/Dining Arrangements
(W24MB Only)



200W or 400W Flex Solar Panel

Low Profile Solar Panel c/w Control Panel



4.0 KW Gas Generator

c/w Auto Start and Auto Changeover Switch

CHASSIS	RL	RTB	FTB	MB
Ford Transit Dual Rear Wheel Chassis (178" Wheelbase/11,000 lbs GVWR)	S	S	S	S
3.5L Eco-Boost V6 Gas (310 hp/400 ft/lbs Torque) c/w 10 Speed Automatic Transmission, Tow Haul Mode"	S	S	S	S
250 Amp Alternator	S	S	S	S
8" SYNC® 3 Touchscreen Multimedia Center c/w AM/FM/Sirus-XM/Navigation/ Rear View Camera	S	S	S	S
Air Conditioning	S	S	S	S
Aluminum Alloy Wheels	S	S	S	S
Concealed Locking Fuel Filler	S	S	S	S
Cruise Control	S	S	S	S
Driver and Passenger Exterior Courtesy Light	S	S	S	S
Fog Lamps	S	S	S	S
HID Headlamps	S	S	S	S
Illuminated Sun Visors	S	S	S	S
Leather Wrapped Multifunctional Steering Wheel c/w Tilt/Telescopic Function	S	S	S	S
Post Collision Braking, Pre-Collision Assist with Auto Emergency Braking, Auto High Beam Headlamps, Lane Keeping System, Forward Collision Warning and Side Curtain Airbag	S	S	S	S
Power Windows and Door Locks	S	S	S	S
Power/Heated Exterior Mirrors c/w Convex and Turn Signal	S	S	S	S
Privacy Drape in Cab	S	S	S	S
Rear Hitch Receiver with 7-Pin Connector	S	S	S	S
Rear View Mirror	S	S	S	S
Removable Carpeted Floor Mat	S	S	S	S
Tire Pressure Monitoring System	S	S	S	S
Ultraleather® Cab Seats c/w Armrests/ Adjustable Lumbar Support/Recline, 4-way Manual, Swivel Bases	S	S	S	S
VEHICULAR	RL	RTB	FTB	MB
2-Year Roadside Assistance	S	S	S	S
Powder Coated Steel and Aluminum Undercarriage Support Structure	S	S	S	S

CONSTRUCTION	RL	RTB	FTB	MB
Frameless Tinted All-Glass Awning-Style Windows	S	S	S	S
Vacuum-Bonded Aluminum Framed Insulated Contoured Sidewalls c/w Fiberglass Exterior	S	S	S	S
Vacuum-Bonded Aluminum Framed Insulated Domed Roof c/w Fiberglass Exterior	S	S	S	S
Vacuum-Bonded Aluminum Framed Insulated Floor c/w Composite Exterior	S	S	S	S
EXTERIOR	RL	RTB	FTB	MB
Chrome Automotive Style "LTV" Branding	S	S	S	S
Contoured Entrance Door c/w Screen Door and Window	S	S	S	S
Contoured Fiberglass Baggage Doors c/w Top Continuous Hinge and Draw Tight Latches	S	S	S	S
Illuminated Assist Handle	S	S	S	S
Large Exterior Storage Compartment c/w Lights	-	-	S	S
Large Pass Through Exterior Storage Compartment c/w Bicycle/Cargo Slide	-	S	-	-
LED Patio Light	S	S	S	S
Painted Color Matched Front Bumper	S	S	S	S
Painted Fiberglass Running Boards and Flares	S	S	S	S
Painted Full Body c/w Clear Coat	S	S	S	S
Powered Retractable Entrance Step	S	S	S	S
Water Pump Switch in Utility Center	S	S	S	S
INTERIOR	RL	RTB	FTB	MB
Coach Floor Extension	S	-	-	-
Curved Soft Close Overhead Cabinetry Doors c/w Hidden Catch	S	S	S	S
Dry Chemical Fire Extinguisher	S	S	S	S
Full Extension Ball Bearing Soft Close Drawer Tracks	S	S	S	S
Illuminated Assist Handle	S	S	S	S
LED Aisle Lighting and Above Cabinet Hidden Accent Lights	S	S	S	S
LED Ceiling Light Panels c/w Dimmer in Bedroom & Living Areas	S	-	-	-
LED Ceiling Lighting c/w Dimmer in Bedroom & Living Areas	-	S	S	S
LED Recessed Strip Lighting Under Overhead Cabinets	S	S	S	S
Opening Skylight c/w Screen and Shade	S	S	S	S
Roller Shades	S	S	S	S
Smoke, LP and CO Detectors	S	S	S	S
Soft Vinyl Ceiling Headliner	S	S	S	S
Tile Look Vinyl Flooring Throughout	S	S	S	S

FURNITURE	RL	RTB	FTB	MB
Cloth Fabric Dinette c/w Flexible Seating/ Dining Arrangements	-	-	S	S
Manual Murphy Bed (58"x74" Sleeping Area)	S	-	-	-
Manual Murphy Bed (60"x80" Sleeping Area) c/w Backrests	-	-	-	S
Twin Bed/Double Bed (2-32"x76" or 1-64"x76" Sleeping Area)	-	S	-	-
Twin Bed/Double Bed (2-32"x76" or 1-64"x76" Sleeping Area) c/w Toss Cushions	-	-	S	-
Ultraleather® Dinette c/w Flexible Seating/ Dining Arrangements	-	S	-	O
GALLEY	RL	RTB	FTB	MB
Accessory Rail	S	S	S	S
Contoured Solid Surface Corian® Countertop	S	S	S	S
Convection Microwave Oven	S	S	S	S
Counter Top Extension	S	S	-	-
Double Door, 3-way, 6.7 ft³ Refrigerator Freezer	S	S	S	S
Flush Mount LP Cooktop c/w Hinged Glass Cover	S	S	S	S
Garbage Can	S	S	S	S
Pull Out Pantry	S	S	-	-
Stainless Steel Backsplash	S	S	S	S
Stainless Steel Undermount Sink c/w Sink Cover	S	S	S	S
LAVATORY	RL	RTB	FTB	MB
Accessory Rail	S	S	S	S
Ceramic Foot Flush Toilet c/w Hand Sprayer	-	-	S	S
Ceramic Macerator Toilet	S	S	-	-
Flip Down Towel Bar in Shower	S	S	S	S
Grab Handle in Shower	S	S	S	S
Medicine Cabinet	S	S	S	S
Retractable Self Cleaning Shower Screen	S	S	S	S
Robe Hook in Shower	S	S	S	S
Shower c/w Integrated Storage	S	S	S	S
Shower Skylight	S	S	S	S
Stainless Steel Undermount Sink	S	S	S	S
Water Pump Switch in Lavatory	S	S	S	S

ENTERTAINMENT	RL	RTB	FTB	MB
24" TV Secondary	-	S	-	-
28" TV Primary	S	S	S	S
28" TV Secondary	S	-	-	-
Exterior Cable TV Hookup	S	S	S	S
Mobile Data/WiFi Extender c/w Integrated TV Antenna	S	S	S	S
Satellite Dish Pre-Wire	S	S	S	S
Smart Blu-ray Player	S	S	S	S
USB Outlets in Bed and Living Areas	S	S	S	S
HEATING, VENTILATING, AND AIR CONDITIONING	RL	RTB	FTB	MB
Furnace – 16,000 BTU	S	S	S	S
Low Profile 15,000 BTU Air Conditioner c/w Heat Pump	S	S	S	S
Thermal Controlled Fan c/w Rain Sensor Upgrade in Lavatory and Galley (Lounge in W24RL)	S	S	S	S
ELECTRICAL	RL	RTB	FTB	MB
120V GFI Receptacle (Patio, Galley, and Lavatory Protected)	S	S	S	S
12V Battery Disconnect	S	S	S	S
2000W Pure Sine Inverter c/w 80AMP Battery Charger	S	S	S	S
30 Ft. Power Cord	S	S	S	S
Dual 6V AGM Coach Batteries	S	S	S	S
MultiPlex Wiring Control System	S	S	S	S
Rear Storage 12V Power Receptacle	-	S	-	-
Surge Protector	S	S	S	S

SPECIFICATIONS	W24RL	W24RTB	W24FTB	W24MB
GVWR – lbs. (kg)	11,000 (4990)	11,000 (4990)	11,000 (4990)	11,000 (4990)
Wheelbase – in. (mm)	178" (4522)	178" (4522)	178" (4522)	178" (4522)
Length – ft (mm)	24' 9" (7544)	24' 9" (7544)	24' 9" (7544)	24' 9" (7544)
Width – ft (mm)	7' 11" (2416)	7' 11" (2416)	7' 11" (2416)	7' 11" (2416)
Height Including A/C – ft (mm)	9' 11.5" (3035)	9' 11.5" (3035)	9' 11.5" (3035)	9' 11.5" (3035)
Interior Height – ft (mm)	6' 5" (1958)	6' 5" (1958)	6' 5" (1958)	6' 5" (1958)
* Fresh Water Capacity – Gal. (L)	33.5 (127)	36.5 (138)	33.5 (127)	33.5 (127)
Grey Holding Tank Capacity – Gal. (L)	26.4 (100)	26.4 (100)	35 (133)	26.4 (100)
Black Holding Tank Capacity – Gal. (L)	35 (133)	26.4 (100)	26.4 (100)	35 (133)
Fuel Capacity – Gal. (L)	25 (95)	25 (95)	25 (95)	25 (95)
Propane Capacity – Gal. (L)	13.2 (50)	13.2 (50)	13.2 (50)	13.2 (50)
Exterior Storage Capacity – ft³ (L)	15 (425)	67 (1897)	48 (1359)	38 (1076)

* All capacities in U.S. Gallons. Feature list may not be complete. Please visit leisurevans.com for a comprehensive list of standard & optional equipment.

PLUMBING AND LP SYSTEMS	RL	RTB	FTB	MB
Antifreeze Pick Up Kit	S	S	S	S
Black Tank Flushing System	S	S	S	S
Contained Sewer Hose	S	S	S	S
Exterior Shower	S	S	S	S
Instant Water Heater	S	S	S	S
LP Tank	S	S	S	S
Quick Connect Exterior Accessory LP Outlet	S	S	S	S
Tank Level, Battery Monitoring Panel	S	S	S	S
Water Heater – Truma AquaGo Comfort Plus	S	S	S	S
Water Heater By-Pass Valve	S	S	S	S
Water Selector Valve (City Water or Water Tank Fill)	S	S	S	S
AWNING PACKAGES	RL	RTB	FTB	MB
Powered Box Awning c/w LED Lights	S	S	S	S
CERTIFICATION	RL	RTB	FTB	MB
Canadian Certification (Mandatory for Canada)	O	O	O	O
RVIA Certification	S	S	S	S
WARRANTY	RL	RTB	FTB	MB
Ford – 3 Years/60,000 km (36,000 miles)	S	S	S	S
Ford Powertrain – 5 Years/100,000 km (60,000 miles)	S	S	S	S
Triple E RV – 2-Years/40,000 km (24,000 miles)	S	S	S	S

OPTIONS	RL	RTB	FTB	MB
200W Flex Low Profile Solar Panel c/w Control Panel	O	O	O	O
400W Flex Low Profile Solar Panel c/w Control Panel	O	O	O	O
4.0 KW Gas Generator c/w Auto Start and Auto Changeover Switch	O	O	O	O
Auto Acquisition Satellite Dish	O	O	O	O
Dual 12V Lithium Coach Batteries	O	O	O	O
Exterior Ladder	O	O	O	O
Exterior Table	O	O	O	O
FENIX NTM® Matte Overhead Cabinet Door Upgrade	O	O	O	O
Intelligent All-Wheel Drive	O	O	O	O
Keyless Entrance Door	O	O	O	O
Macerator Sewage Discharge c/w Manual Disconnect	O	O	O	O
Retractable Ottoman	-	-	-	O
Thermal Controlled Fan c/w Rain Sensor Upgrade in Galley and Lavatory	O	O	O	O
Ultraleather® Dinette Upgrade	-	S	-	O



TWO-YEAR LIMITED WARRANTY

Leisure Travel Vans is proud to offer a two-year (24,000 miles/40,000 km) limited coach warranty and a three-year limited warranty on structure. Please see your dealer for further details.




ROADSIDE ASSISTANCE

Every new Leisure Travel Van purchase includes a two-year fully paid roadside assistance, emergency road service, and special warranty support benefits that follow you throughout Canada and the USA. Services include: flat tire changes, towing, mobile mechanic, RV technical support, lock-out service, fuel delivery, jump-starts, service appointments and more.



MYLTV

MyLTV is the online home for Leisure Travel Vans owners. Within your customized MyLTV dashboard you can learn more about your RV, join a Travelers Club, connect with other owners, earn rewards, view upcoming events and more! Visit leisurevans.com/myltv to sign up.



Our vision is to be a premier company. We're inspired by the freedom to explore and driven by a commitment to growing our community.

In 2015, we were proud to celebrate 50 years of business in the recreational vehicle industry. We look fondly over our journey with a deep sense of gratitude to those who went before us, to our loyal customers who have supported us, to the many hundreds of employees who served the company so well, and to our dealers who represented the company and sold our products.

Our story began in 1965 when P.W. Enns, who owned a plumbing and heating business in Winkler, Manitoba, Canada, took an interest in manufacturing travel trailers while visiting Elkhart, Indiana, on a volunteer trip. Arriving home with his newfound business venture, he enlisted the help of his two sons-in-law, Philipp R Ens and Peter Elias. With enthusiasm and energy Triple E was born. The three Es – Enns, Ens, and Elias – became the components of our name, Triple E Recreational Vehicles.

The company started with great modesty. What began as a family-owned operation, with a small group of employees, has today developed into a leading RV manufacturer. Over the years many different models were introduced. From travel trailers, fifth-wheels, Class A motorhomes to our current line-up of Class C motorhomes, these products represent over 50 years of hard work, and hundreds of thousands of hours of commitment and dedication from our employees.

Triple E is fortunate to be located in an area with a rich cultural heritage. Our employees are highly skilled craftspeople with strong work ethic and unwavering dedication. Our commitment to quality and listening to our customers' invaluable feedback has been the foundation of our success. We have seen many changes within the RV industry and, today, Triple E remains one of the last surviving RV manufacturers in Canada.

Today we look to the future with renewed energy and optimism. The company has strong leadership and an excellent workforce. Our products are recognized as some of the finest in the industry. The next generation of our company is driven by innovation while remaining committed to our long-standing history of quality craftsmanship.

Over 50 years later our vision remains committed to being a premier company. We're inspired by the freedom to explore and driven by a commitment to growing our community of employees, customers, dealers, suppliers, and our local community. May you experience the joy of companionship, surprise and adventure, as the road leads you on your journey ahead.

Founder P.W. Enns, pictured with the first Class A motorhome designed and manufactured in Canada, 1967.

Triple E Recreational Vehicles

301 Roblin Blvd, Winkler, MB, Canada, R6W 4C4. Telephone: 1-204-325-4361 Toll-Free: 1-877-992-9906 Fax: 1-204-325-5241

Leisure Travel Vans is a brand of Triple E Canada Ltd. Product improvement is a continuing process at Triple E RV. We reserve the right to change specifications, standards and options on any and all products without prior notice; errors and omissions excepted. Triple E RV is under no obligation to undertake modifications to units manufactured prior to changes in specifications. Units may be shown with optional equipment. Photo accessories are not included. Brochure printed in Canada. 09/2020.

