

# ALPINE

LUXURY FIFTH WHEELS



LIVE IT OUT.



# STUNNING ASPEN OAK INTERIOR MAKEOVER

This is the big story for fall. Literally everything in Alpine's interior has been transformed. Dark walnut cabinetry has been replaced with a gorgeously-grained Aspen Oak in a soft gray finish. A darker accent wood used in the fascia, molding and island creates interest and adds a bit of richness.

New & Noteworthy:

- Airy Aspen Oak woodgrain cabinetry with contrasting Renewed Oak accents and vintage wire mesh glass inserts
- High-contrast linear tile backsplash adds interest in the kitchen
- Modern geometric tile fireplace surround
- Polished natural stone solid surface countertops
- Carpeting has been eliminated, coaches feature varied plank width resilient flooring throughout
- Wine racks added to most models
- Island, valance and bedding design all updated

## High-Fidelity Video and Audio

---

Premium Jensen® video and audio components engineered specifically to withstand road vibration are now available in all Alpine models. This includes three, separately controlled sound zones that can be operated via Jensen's smartphone app and a single speaker system designed specifically for the master suite. ASA Electronics iN-Command® Generation 3 with Global Connect and oversized touchscreen monitor and smartphone app gives owners power over slide rooms, awnings, HVAC and more. This technology is also fully compatible with late model GMC and Chevrolet smart trailering systems.

## Alpine's Reimagined Rear Kitchen Floorplan

---

The 3910RK meets a new generation of culinary-minded RVers with a huge wraparound kitchen with sightlines into the living area.




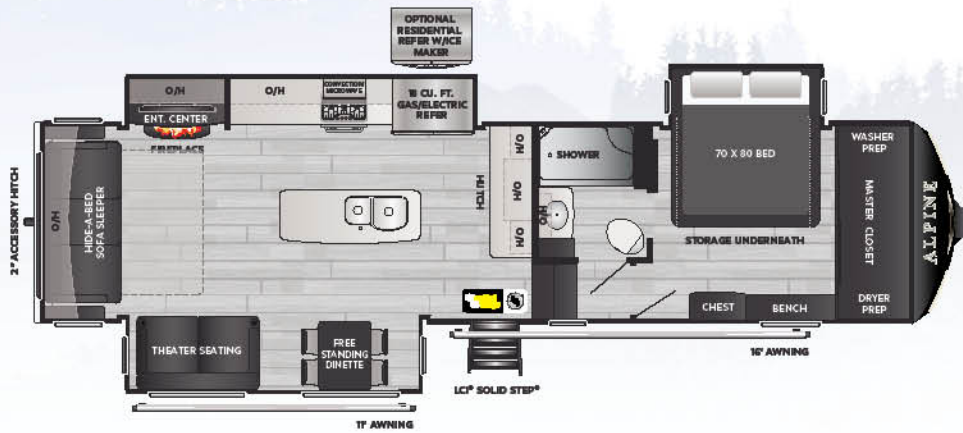
## NEW FULL-BODY PAINT DESIGN

Full-body paint is Alpine's hottest upgrade at the moment. Offered in Black Diamond and Champagne colorways.

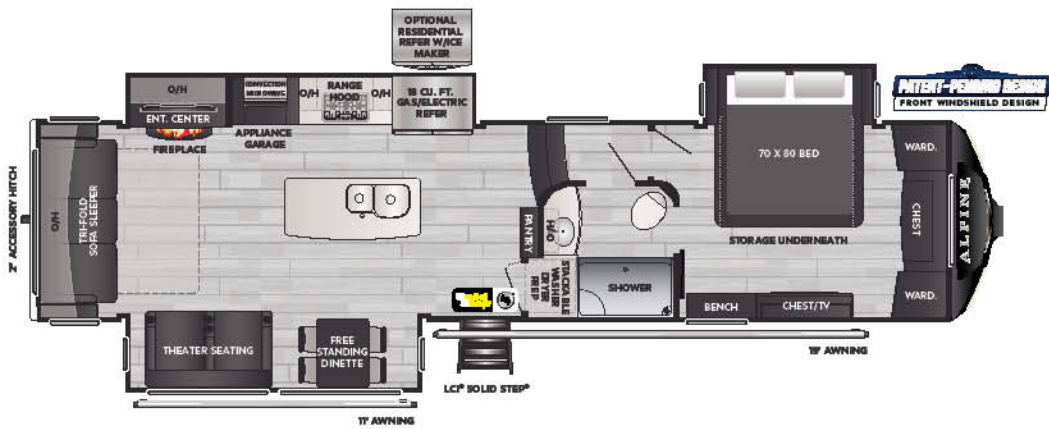
## NEW 3RD AIR CONDITIONER OPTION

Alpine introduces maximum cooling power with the addition of an optional, third Quiet Cool air conditioner on most models.

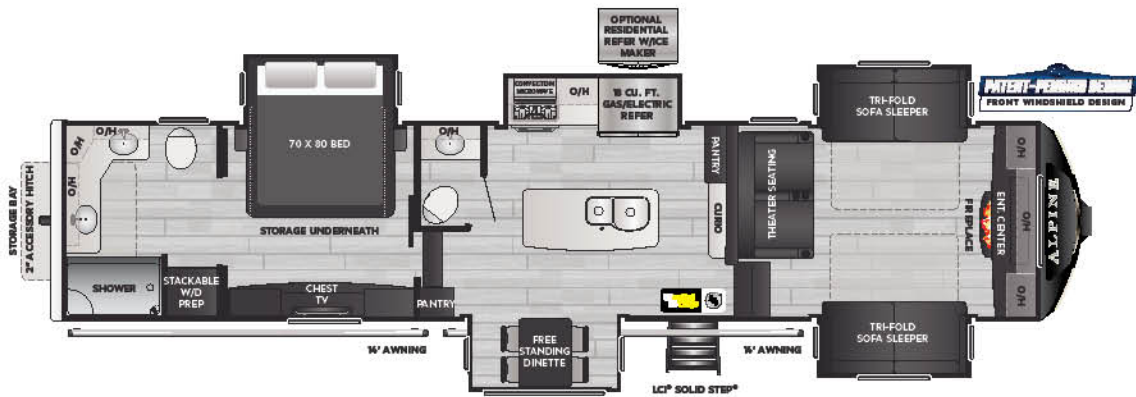




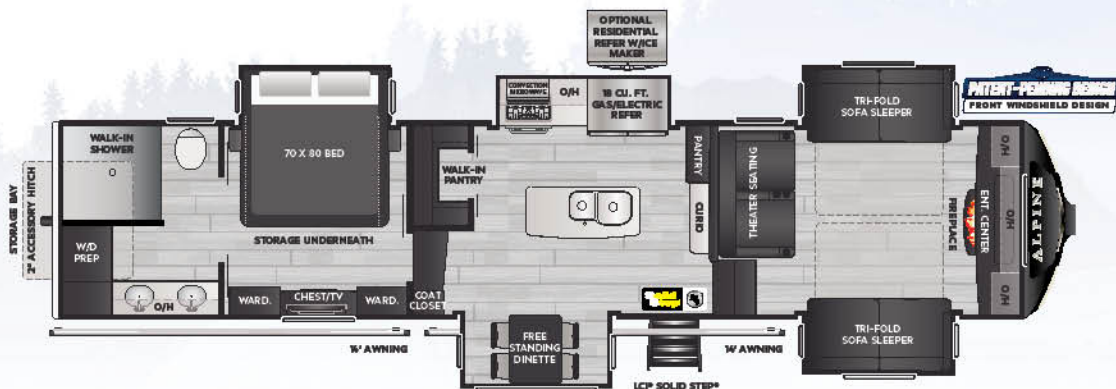
**NEW!** **3220RL** | Rear living, mid-kitchen, master closet



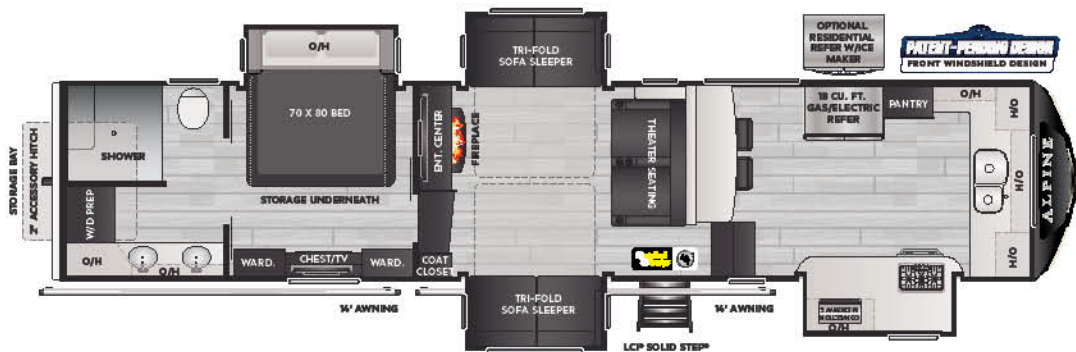
**3650RL** | Rear living, range hood, front windshield



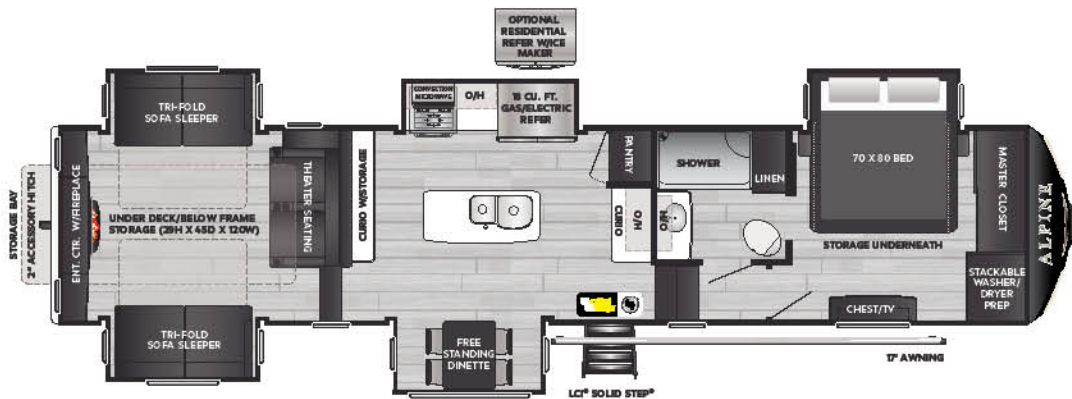
**3700FL** | Front living, 1 1/2 bath, master suite, front windshield



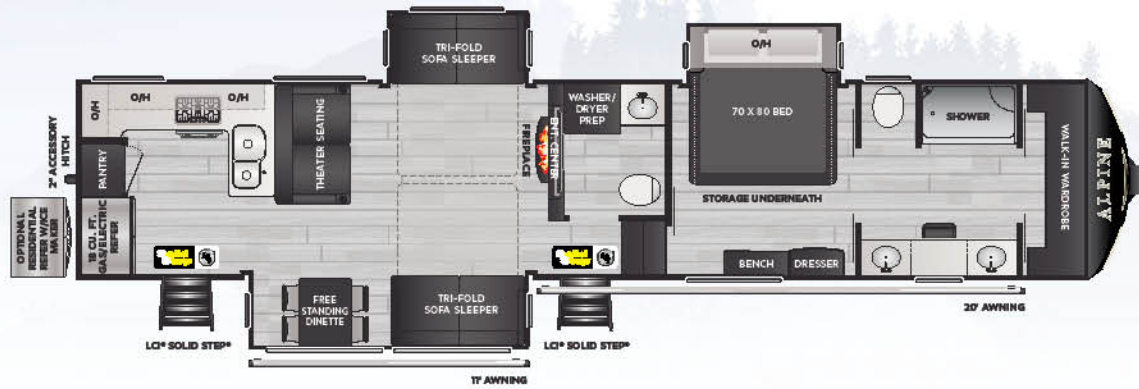
**3712KB** | Front living, walk-in pantry, master suite



**NEW!** **3790FK** | Front kitchen, four slides, master suite



**3850RD** | Rear den, five slides, oversized storage tray



**NEW!** **3910RK** | Rear kitchen, 1 ½ bath, front bath master suite

## ALPINE | MODEL SPECIFICATIONS

MODEL	WEIGHT	CARRYING CAPACITY	HITCH WEIGHT	FRESH WATER	WASTE WATER	GRAY WATER	LPG	LENGTH*	WIDTH	HEIGHT	AWNING
3220RL	12485	3015	2470	54	49	83	60	36' 10"	8' 4"	13' 3"	17'/11'
3650RL	12737	2763	2675	54	49	83	60	38' 8"	8' 4"	13' 4"	19'/11'
3700FL	13793	2707	2775	54	78	78	60	41' 6"	8' 4"	13' 4"	14'/14'
3712KB	13955	2545	2810	54	44	78	60	41' 6"	8' 4"	13' 4"	14'/14'
3790FK	13325	3175	2620	54	44	88	60	41' 6"	8' 4"	13' 4"	14'14'
3850RD	13872	2628	2745	54	49	83	60	41' 5"	8' 4"	13' 4"	17'
<b>3910RK</b>	13500	3000	2780	54	83	83	60	43' 0"	8' 4"	13' 3"	20'/11'

DISCLAIMER: Product information is as accurate as possible as of the date of publication of this brochure. All features, floor plans, and specifications in this brochure are subject to change without notice. Please also consult Keystone's web site at [www.keystoneerv.com](http://www.keystoneerv.com) for more current product information and specifications. Tow Vehicle Disclaimer. CAUTION: Owners of Keystone recreational vehicles are solely responsible for the selection and proper use of tow vehicles. All customers should consult with a motor vehicle manufacturer or their dealer concerning the purchase and use of suitable tow vehicles for Keystone products. Keystone disclaims any liability or damages suffered as a result of the selection, operation, use or misuse of a tow vehicle. KEYSTONE'S LIMITED WARRANTY DOES NOT COVER DAMAGE TO THE RECREATIONAL VEHICLE OR THE TOW VEHICLE AS A RESULT OF THE SELECTION, OPERATION, USE OR MISUSE OF THE TOW VEHICLE. \*Length is defined as the distance from the centerline of hitch pin/coupler to rear bumper of trailer. Please review owner's manual prior to purchase for more information on service warranties, extended use, towing and maintenance. Owner's manuals can be found at [keystoneerv.com](http://keystoneerv.com).