

# BEYOND

By Coachmen

## THE ULTIMATE TOURING VEHICLE

LITHIUM BATTERY  
SYSTEM OPTION

**Li3**



## THE PERFECT FIT FOR YOUR ACTIVE LIFESTYLE

*This versatile Class B motorhome is designed for today's active lifestyles. Experience unrivaled fuel economy combined with legendary Ford® styling and reliability. Relax in luxurious captains seats while enjoying the view through large frameless windows. The interior ergonomics ensure you are as comfortable on the road as you are at home. Beyond gets you where the action is, in style!*



A division of Forest River, Inc.



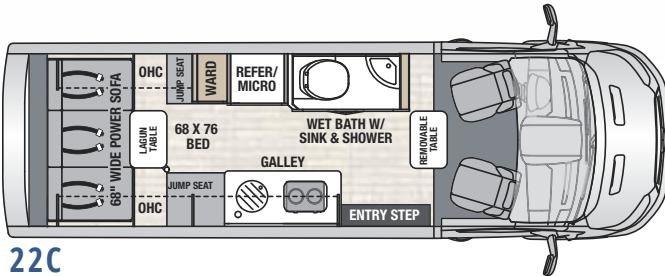
## TWO GREAT BRANDS – ONE GREAT CLASS B!

# BEYOND

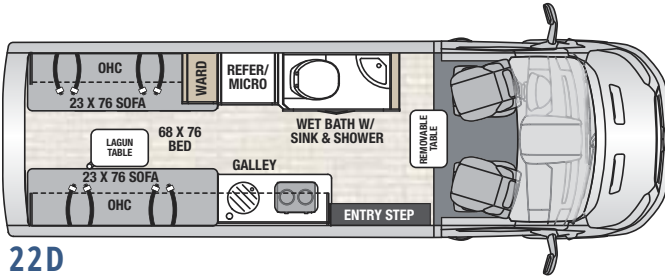
By Coachmen



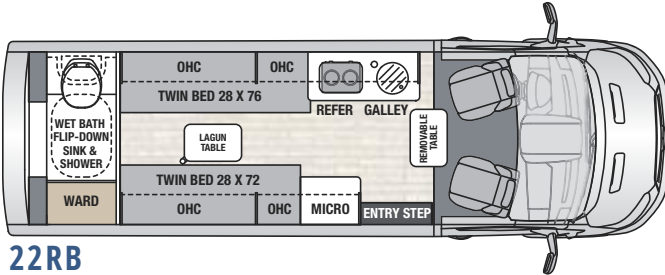
Optional bike rack shown



22C



22D



22RB

MODEL: EcoBoost	22C RWD	22C AWD	22D RWD	22D AWD	22RB RWD	22RB AWD
Chassis: Ford Transit	350 HD	350 HD	350 HD	350 HD	350 HD	350 HD
Engine	3.5L V6	3.5L V6	3.5L V6	3.5L V6	3.5L V6	3.5L V6
Horse Power	310	310	310	310	310	310
Torque (lb./ft.)	400	400	400	400	400	400
Wheel Base	148"	148"	148"	148"	148"	148"
GVWR (lbs.)	10,360	10,360	10,360	10,360	10,360	10,360
GCWR (lbs.)	12,600	12,600	12,600	12,600	12,600	12,600
Front GAWR (lbs.)	4,130	4,630	4,130	4,630	4,130	4,630
Rear GAWR (lbs.)	7,275	7,275	7,275	7,275	7,275	7,275
UVW (lbs.)	8,600	8,900	8,600	8,900	8,600	8,900
CCC (lbs.)	1,760	1,460	1,760	1,460	1,760	1,460
Interior Height	75"	75"	75"	75"	75"	75"
Ext. Width	7'	7'	7'	7'	7'	7'
Ext. Height (w/AC)	9' 11"	9' 11"	9' 11"	9' 11"	9' 11"	9' 11"
Ext. Length	22' 2"	22' 2"	22' 2"	22' 2"	22' 2"	22' 2"
Hitch Weight (lbs.)	500	500	500	500	500	500
Fuel Capacity (gal.)	25	25	25	25	25	25
LP Capacity (gal./lbs.)	9.7 / 41	9.7 / 41	9.7 / 41	9.7 / 41	9.7 / 41	9.7 / 41
Fresh Water (gal.)	27	27	27	27	28	28
Grey Water (gal.)	15	15	15	15	15	15
Black Water (gal.)	12	12	12	12	16	16
Awning	13' 1"	13' 1"	13' 1"	13' 1"	13' 1"	13' 1"

RWD = Rear Wheel Drive ♦ AWD = All Wheel Drive

## STANDARD 2020 FORD TRANSIT CHASSIS FEATURES:

- ◆ 3.5L EcoBoost engine
- ◆ 10 Speed transmission
- ◆ 3.73 Limited slip axle
- ◆ Co-Pilot360 Technology including: Adaptive Cruise, BLIS – blind spot information system, side sensing system, front & rear split view camera, lane keeping system, post collision braking, pre-collision assist with automatic emergency braking (AEB), auto high-beam headlamps, cross traffic alert & trailer coverage, adjustable speed limiting device (ASLD)



- ◆ Front fog lights
- ◆ Remote start
- ◆ Keyless entry
- ◆ 8" Sync3 display
- ◆ Driver & passenger swivel seats
- ◆ FORD OEM forged aluminum wheels
- ◆ HD trailer tow package

## BEYOND STANDARD FEATURES:

- ◆ NEW Shower Miser water saver (N/A 22RB)
- ◆ NEW Oxygenics Fury hand held shower head with on/off (N/A 22RB)
- ◆ NEW Upgraded WiFi Ranger SkyPro
- ◆ NEW RVQG2800i 2.8KW gasoline generator
- ◆ NEW Coleman Mach 10 NDQ 13.5K BTU A/C
- ◆ NEW 24" LED Smart TV
- ◆ 2000W Xantrex inverter with auto gen start
- ◆ Firefly Multiplex with dual screens for convenience
- ◆ Sumo Springs suspension kit

- ◆ Carefree armless motion sensing awning
- ◆ Tru Tank sensors read tank levels at 5% increments
- ◆ (2) 110W Solar panels with dual charging capabilities
- ◆ Hardwood cabinetry
- ◆ Rear pull-down screen & rear window covers
- ◆ Side screen door
- ◆ Truma Combi Eco Plus furnace/water heater
- ◆ Fantastic Fan with rain sensor and remote
- ◆ 2-Burner LP cooktop
- ◆ 1-Piece fiberglass shower
- ◆ Nova Kool compressor refrigerator

## OPTIONS:

- ◆ New ABS Insulated Rear Doors
- ◆ Li3 Lithium Battery System: 600AH lithium battery, second under hood alternator, Xantrex 3000 Freedom SW inverter/charger, multi-stage volt regulator, battery management system (Replaces 2.8KW Onan Generator)
- ◆ 20K BTU 12V A/C
- ◆ Driver & passenger upgraded seat re-covers
- ◆ Grey tank heaters
- ◆ Cozy Wrap® upgraded insulation package
- ◆ Bike rack
- ◆ Upgraded front window covers
- ◆ Induction cooktop

## INTERIOR CHOICES:

- ◆ Cashmere décor (tan)
- ◆ Fog décor (grey)

## CABINET CHOICES:

- ◆ Solid high gloss maple
- ◆ Solid high gloss white
- ◆ Solid high gloss cherry

## EXTERIOR CHOICES:



Ingot Silver



Oxford White



**Coachmen**  
Recreational Vehicles

A division of Forest River, Inc.

To learn more about Coachmen RV and our products, and see how Coachmen is making the easy life easier, contact us today.



FREE MEMBERSHIP

www.coachmenowners.com



423 N. Main Street ♦ P.O. Box 30  
Middlebury, IN 46540 ♦ (800) 353-7383  
<https://coachmenrv.com/class-b-motorhomes/beyond>  
[fb.me/coachmenrv](https://fb.me/coachmenrv)

**GVWR (Gross Vehicle Weight Rating)** - is the maximum permissible weight of the unit when fully loaded. It includes all weights, inclusive of all fluids, occupants, cargo, optional equipment and accessories. For safety and product performance do NOT exceed the GVWR.  
**GCWR (Gross Combined Weight Rating)** - is the maximum permissible loaded weight of your motor home and any towed trailer or towed vehicle. Actual GCWR of this vehicle may be limited by the sum of the GVWR and the installed hitch receiver maximum capacity rating; see hitch rating label for detail.  
**GAWR (Gross Axle Weight Rating)** - is the maximum permissible weight, including cargo, fluids, optional equipment and accessories that can be safely supported by each axle.  
**UVW (Unloaded Vehicle Weight)\*** - is the typical weight of the unit as manufactured at the factory. It includes all weight at the unit's axle(s), including full fuel, all fluids and LP Gas. The UVW does not include cargo, fresh potable water, additional optional equipment or dealer installed accessories.

\*Estimated Average based on standard build optional equipment.  
**CCC (Cargo Carrying Capacity)\*** - is the amount of weight available for fresh potable water, cargo, passengers, additional optional equipment and accessories. CCC is equal to GVWR minus UVW. Available CCC should accommodate fresh potable water (8.3 lbs per gallon). Before filling the fresh water tank, empty the black and gray tanks to provide for more cargo capacity.

\*\*Estimated average based on standard build optional equipment.  
Each Forest River RV is weighed at the manufacturing facility prior to shipping. A label identifying the unloaded vehicle weight of the actual unit and the cargo carrying capacity is applied to every Forest River RV prior to leaving our facilities. The load capacity of your unit is designated by weight, not by volume, so you cannot necessarily use all available space when loading your unit.  
Actual towing capacity is dependent upon your particular loading and towing circumstances, which includes the GVWR, GAWR and GCWR as well as adequate trailer brakes. Please refer to the Operator's Manual of your vehicle for further towing information. All information contained in this brochure is believed to be accurate at the time of publication. However, during the model year, it may be necessary to make revisions and Forest River, Inc., reserves the right to make all such changes without notice, including prices, colors, materials, equipment and specifications as well as the addition of new models and the discontinuance of models shown in this brochure. Therefore, please consult with your Forest River dealer and confirm the existence of any materials, design or specifications that are material to your purchase decision. ©2020 Beyond by Coachmen, a Division of Forest River, Inc., a Berkshire Hathaway company. All Rights Reserved. 7/21

