

# Imagine<sup>®</sup>

BY GRAND DESIGN RV



**2019**  
TRAILERLIFE READERS' CHOICE  
GOLD AWARD WINNER

**GRAND DESIGN<sup>®</sup>**  
RECREATIONAL VEHICLES



# CONSTRUCTED TO A SUPERIOR STANDARD



Imagine's design has been put to the test in extreme temperatures ranging from a frigid 15 degrees to a scorching 100 degrees. Third party extreme testing showed that the Imagine remained functional and achieved very comfortable temperatures.



Note: Testing was performed in a temperature controlled chamber and does not account for variables such as wind, humidity, and altitude. Due to the number of potential variables, temperatures reported during testing may differ from temperatures achieved during actual use of the unit in nature.



## 4-SEASONS PROTECTION PACKAGE

### MAXIMUM INSULATION

#### 1 FULLY LAMINATED WALLS

R-7

Sidewalls, rear wall, slideroom endwalls, and slideroom roof are all laminated construction with rigid foam insulation. Many others use soft fiberglass insulation in the rear wall and sliderooms that can settle over time and leave uninsulated air gaps.

#### 2 DOUBLE INSULATED FLOOR / UNDERBELLY

R-30\*

The enclosed and heated underbelly features a layer of radiant foil insulation and the main floor adds an additional layer of insulation.

#### 3 DOUBLE INSULATED ROOF

R-40\*

A layer of fiberglass insulation and a layer of radiant foil insulation covers the full length of the roof.

#### 4 DOUBLE INSULATED FRONT CAP

R-40\*

Grand Design goes the extra mile by extending both the radiant foil and fiberglass insulation layers from the roof, and wraps them all the way around to the bottom of the front cap.

#### 5 INSULATED SLIDEROOM FLOORS

R-23\*

### MAXIMUM HEATING POWER

A high performance furnace delivers up to 35,000 BTUs of heating power. (25,000 BTU for Imagine XLS)

### MAXIMUM FUNCTION

- Heated and Enclosed Underbelly with Suspended Tanks
- Heated and Enclosed Dump Valves
- Designated Heat Duct to Subfloor
- Attic Vent

### EVENFLOW HEATING SYSTEM



Evenly distributes heat from the front to the rear without vents in floor that collect dirt and debris.

\*Equivalent R-Value



# LIGHTWEIGHT WITHOUT COMPROMISE

With innovative floorplans starting around 5,000 pounds, Imagine hits the towing sweet spot for today's medium duty trucks and SUVs. Imagine does so without the compromise that other manufacturers feel forced to in pursuit of lighter weight.

Imagine XLS expands the lineup with floorplans starting under 4,500-pounds. XLS welcomes even more of today's medium duty trucks and SUVs.



Imagine XLS



Imagine



**CONTROL IN THE PALM  
OF YOUR HAND.**



#### CONTROL YOUR RV

Control lighting, slide-outs, leveling and awnings from the palm of your hand



#### REAL-TIME DIAGNOSTICS

Compass Connect can notify you of system status, low battery voltage, and leveling issues



#### STAY INFORMED

Receive custom notifications such as maintenance reminders and tips on your RV



## RAISING THE BAR IN CUSTOMER SERVICE & 3 YEAR WARRANTY

#### LIMITED STRUCTURAL WARRANTY

Every Grand Design RV is backed with a class leading 3-year limited structural warranty.

#### COMPONENT SUPPLIER WARRANTIES

By selecting suppliers with similar philosophies, many components used on our coaches also carry an extended warranty through the component manufacturer.

#### TIRE WARRANTY

(5 Years w/12 Month no questions asked replacement for manufacturer defects)

#### CHASSIS (3 Years)

(Main Steel Frame, Steel Frame Outriggers and Cross Members)

#### AXLES (5 Years)

#### EXTERIOR GRAPHICS (5 Years)

#### ROOF COVERING (18 Years)





**Imagine**  
xls



## TOP FEATURES



**MAXIMUM  
HEADROOM**



**UNOBSTRUCTED  
PASS-THRU STORAGE**



**HD TV ON SWINGARM**



**TELESCOPING  
DINETTE PEDESTAL**  
MARINE GRADE



**WARDROBE  
CUBBIES**

w/110V OUTLET  
and USB CHARGING  
STATION



**DUCTED LOW PROFILE AC**



**REAR  
LADDER**



**POWER  
TONGUE JACK**



**ROOF MOUNTED  
SOLAR PREP**



**LARGE DOUBLE-DOOR  
REFRIGERATOR**  
CLASS LEADING 8 CU. FT.



**HIGH END  
ROLLER SHADES**  
SUPERIOR PRIVACY



**WALK-ON  
ROOF**





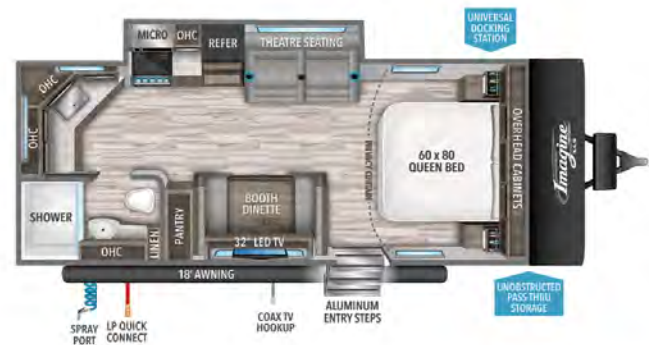
**15FLE** UVW' **4,036** HITCH' **418** LENGTH' **19' 4"** HEIGHT **10' 5"** CAPACITY **43 45 37**



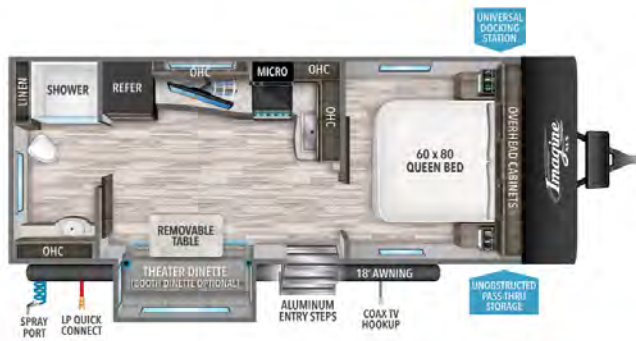
**17MKE** UVW' **4,674** HITCH' **480** LENGTH' **21' 11"** HEIGHT **10' 5"** CAPACITY **43 45 37**



**21BHE** UVW' **4,698** HITCH' **456** LENGTH' **24' 11"** HEIGHT **10' 5"** CAPACITY **43 45 37**



**22MLE** UVW' **5,176** HITCH' **490** LENGTH' **26' 1"** HEIGHT **10' 5"** CAPACITY **43 45 37**



**22RBE** UVW' **5,125** HITCH' **497** LENGTH' **25' 11"** HEIGHT **10' 5"** CAPACITY **43 82 37**



**23BHE** UVW' **5,325** HITCH' **504** LENGTH' **27' 11"** HEIGHT **10' 5"** CAPACITY **43 82 37**



**24MPR** UVW' **6,212** HITCH' **843** LENGTH' **29' 11"** HEIGHT **10' 8"** CAPACITY **43 82 37**



**FOR MORE INFORMATION**  
SCAN THE QR CODE USING YOUR  
MOBILE PHONE CAMERA APP

FLOORPLANS



CONSTRUCTION



BUILD & PRICE



# Imagine

## TOP FEATURES

**81"**  
MAXIMUM  
HEADROOM

UNOBSTRUCTED  
PASS-THRU STORAGE

HD TV ON  
SWINGARM

ROOF MOUNTED  
SOLAR PREP

POWER  
TONGUE JACK

HIGH END  
ROLLER SHADES  
SUPERIOR PRIVACY

ALL-IN-ONE  
UTILITY STATION

USB CHARGING  
STATION

DUCTED  
AIR CONDITIONER

WARDROBE  
CUBBIES  
w/110 OUTLET and  
USB CHARGING STATION

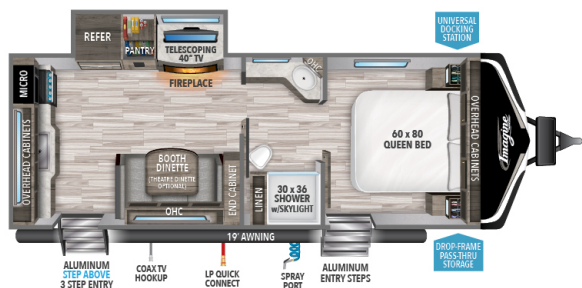


**FOR MORE INFORMATION**  
SCAN THE QR CODE USING YOUR  
MOBILE PHONE CAMERA APP

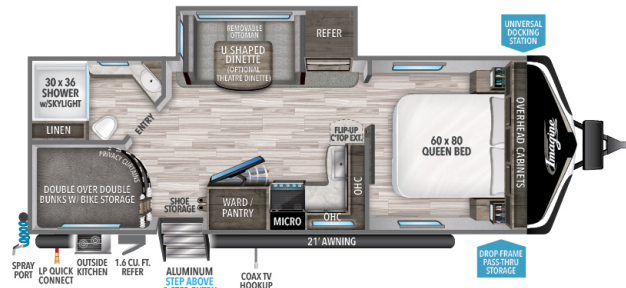
FLOORPLANS

CONSTRUCTION

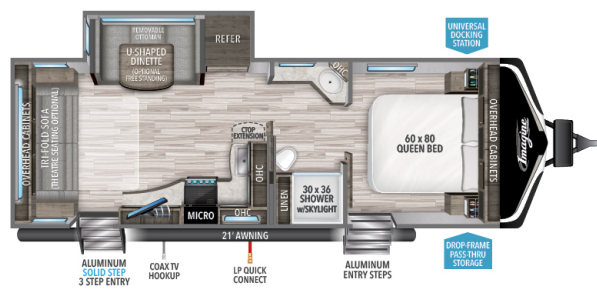
BUILD & PRICE



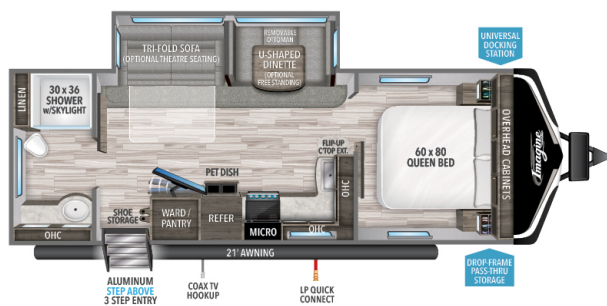
**2250RK** UVW<sup>1</sup> **5,546** HITCH<sup>1</sup> **515** LENGTH<sup>2</sup> **27' 11"** HEIGHT **11' 0"** CAPACITY **52 90 45**



**2400BH** UVW<sup>1</sup> **5,725** HITCH<sup>1</sup> **505** LENGTH<sup>2</sup> **28' 11"** HEIGHT **11' 0"** CAPACITY **52 82 45**



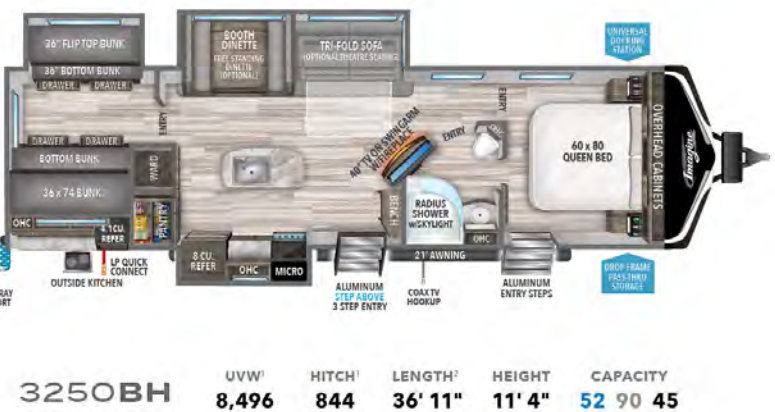
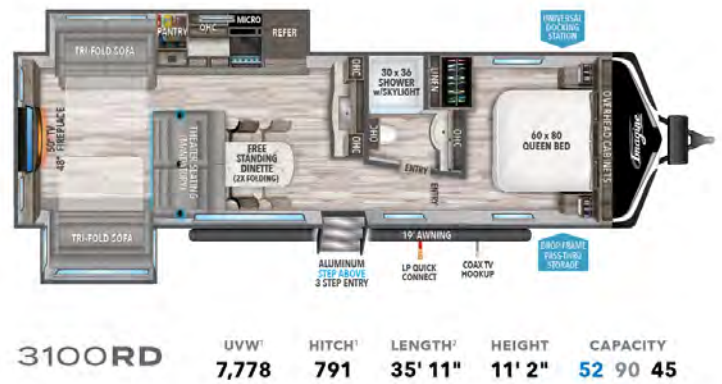
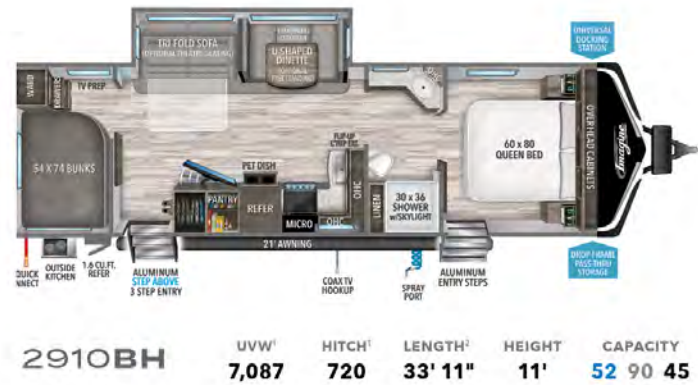

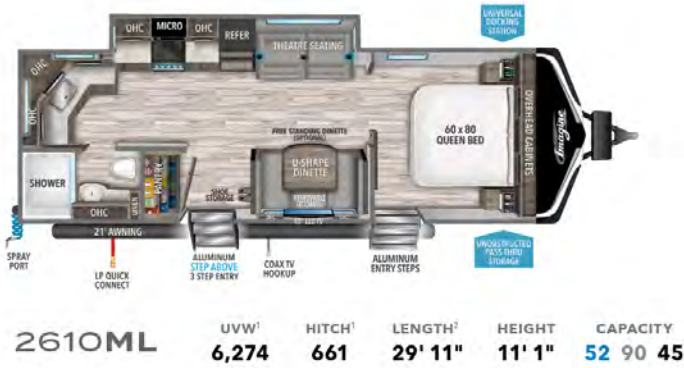
**2500RL** UVW<sup>1</sup> **5,857** HITCH<sup>1</sup> **581** LENGTH<sup>2</sup> **29' 9"** HEIGHT **11' 0"** CAPACITY **52 90 45**



**2600RB** UVW<sup>1</sup> **5,795** HITCH<sup>1</sup> **594** LENGTH<sup>2</sup> **29' 8"** HEIGHT **11' 1"** CAPACITY **52 82 45**

Because of our commitment to continuous product improvement, Grand Design Recreational Vehicles reserves the right to change components, standards, options, specifications, and materials without notice and at any time. Photos may show optional equipment which may not be included in the standard purchase price of the featured unit. Be sure to review current product details with your local dealer before purchasing. Rev 10.15.20







# WE STRIVE FOR NOTHING LESS THAN CUSTOMERS FOR LIFE!



Thank you for taking the time to tour our coach.

We would like to share what sets Grand Design RV apart from all other RV manufacturers and why this difference is important to you.

My close friends and I were part of an ownership team at a travel trailer, fifth wheel company that grew to become one of the largest RV manufacturers in the world. While proud of this accomplishment, it became difficult to stay in touch with customers, employees, and ultimately the quality of the final product. It became obvious, there was a better way.

In 2012 we started with a mission to build a better RV company. A company with a culture that desires a long-term, personal connection with customers, employees and dealers – that company became Grand Design RV. Our business model of doing the right thing has led us to many years of unparalleled growth.

At Grand Design we are customer centered and everything we do daily revolves around you. Our goal is simple – continue to lead the industry with quality, innovative products while striving to improve our customers' RV experience before, during and after their purchase. We strive for nothing less than customers for life and I would be honored to personally welcome you to the Grand Design family.

Warmest Regards,

President / CEO / Co-Founder

## 2019 GOLD AWARD WINNER IN ALL 3 CATEGORIES!



TRAVEL TRAILERS



FIFTH WHEELS



TOY HAULERS

### LONG TERM VALUE

Everything we do at our company is designed to build long-term value in what we offer our customers, "More features and superior value for your dollar."

### CUSTOMER CENTERED

Our focus, from the very first day we opened our doors, revolves around our customers. Your satisfaction is our future. GDRV4Life!

### STAYING CONNECTED

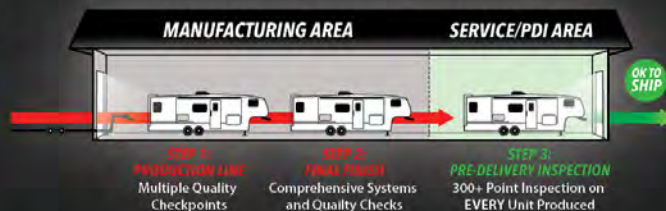
Magic happens when the CEO and Senior Management actively work with the production facilities to help build the team and develop products.

### EXPERIENCED WORKFORCE

Our local workforce has been hand-picked and has an excellent reputation for second-to-none industry craftsmanship.

### RAISING THE QUALITY BAR

We put every Grand Design RV through a series of quality inspection gates during the manufacturing process. Once completed, the unit undergoes a comprehensive "final finish" inspection. At this point, most manufacturers ship their coaches to the dealer for retail sale. We aren't most manufacturers. Every one of our coaches is moved to a PDI (Pre-Delivery Inspection) area where they are put through a rigorous 300+ point inspection checklist. It is only after this PDI that we certify a unit ready to ship to our dealers.



### SUPERIOR SERVICE

Anything built by humans that travels down the open road is subject to issues. It's how those issues are addressed that makes Grand Design so special to our owners. Visit the independent owners page on Facebook (Grand Design RV Owners) and see for yourself. We take care of our customers after the sale. An informed customer will be a Grand Design customer!

### CLASS LEADING WARRANTY

We back every one of our coaches with a 3-year limited structural warranty.

REV 10.15.20



Grand Design RV was created in 2012 and founded by current CEO, Don Clark and brothers Ron and Bill Fenech (Representing over 80 combined years of experience in the RV Industry).

11333 County Road 2 | Middlebury, IN 46540 | 574-825-8000 | GrandDesignRV.com