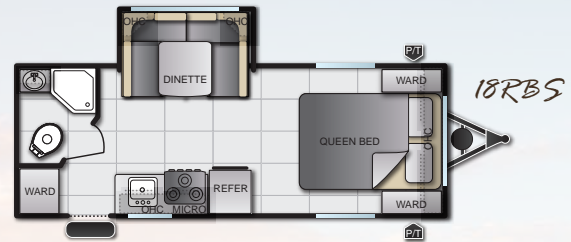
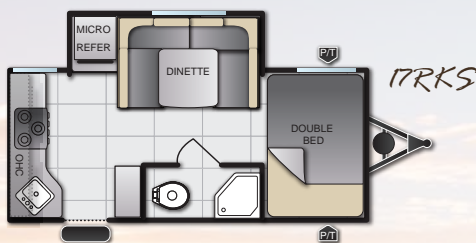
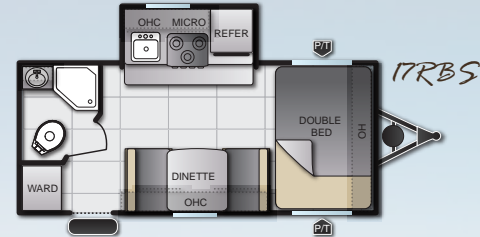
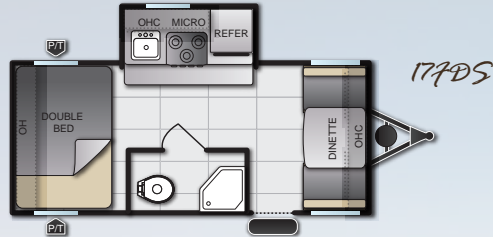
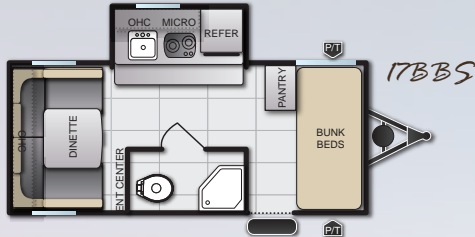
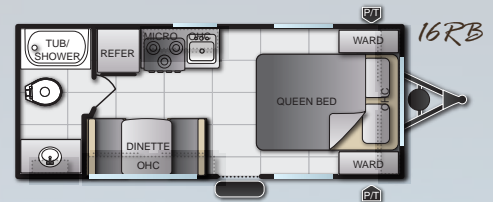
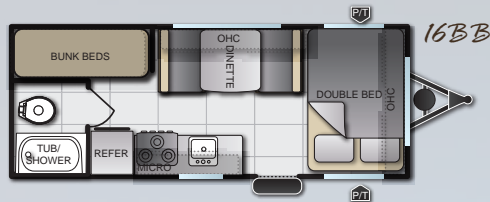
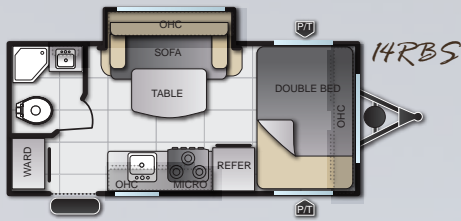


SurfSide



Mini Travel Trailers



Features

- 20,000 BTU FURNACE
- 6 GAL DSI WATER HEATER
- 6CUFT REFRIGERATOR
- ALUMINUM FRAME FIBERGLASS WALLS
- COLOR MATCHED WHEELS
- CUSTOM LCI I BEAM CHASSIS
- FRONT DIAMOND PLATE ROCKGUARD
- HD DIGITAL TV ANTENNA

- LED LIGHTING THROUGHOUT
- LIONSHEAD TIRES & WHEELS
- METAL BALL BEARING DRAWER GUIDES
- MINI BLINDS
- NEXT LEVEL FLOOR COVERING
- ONE PIECE PVC ROOF
- OVEN W/ 3 BURNER COOK TOP
- PORTABLE BLUETOOTH SPEAKER

- RADIUS BAGGAGE DOORS
- RADIUS ENTRY DOOR
- SANI FLUSH BLACK TANK FLUSH
- SCREWED TOGETHER CABINETS
- SOLAR READY
- ULTRA LITE CONSTRUCTION

VIP Package

- 13.5 BTU A/C
- 4 CORNER STABILIZER JACKS
- EXTERIOR SWING OUT HANDLE
- MICROWAVE OVEN
- POWER AWNING
- POWER TONGUE JACK
- SINK COVER
- SKYLIGHT IN BATHROOM
- SPARE TIRE W/ CARRIER

Popular Options

- 12V HEAT PADS
- ENDURO PACKAGE 15" OFF-ROAD TIRES
- MEMORY FOAM MATTRESS (PER FP)
- MURPHY BED (PER FP)
- TV/DVD - 24" LIVINGROOM
- TV BRACKET ONLY

*Some Features, Packages and Options are not available on all models. Please consult your local sales representative for more information. NOTE: All Pacific Coachworks recreational vehicles are sealed with Sealtech.

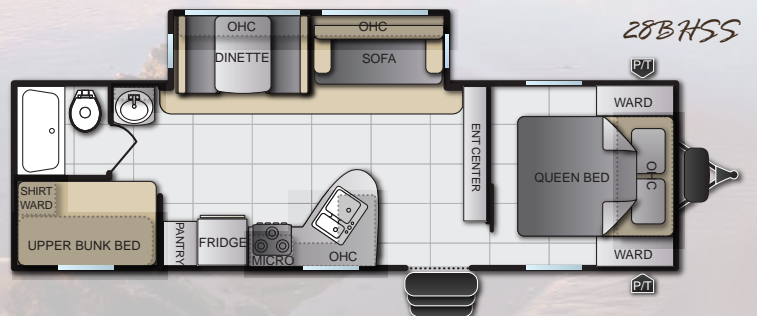
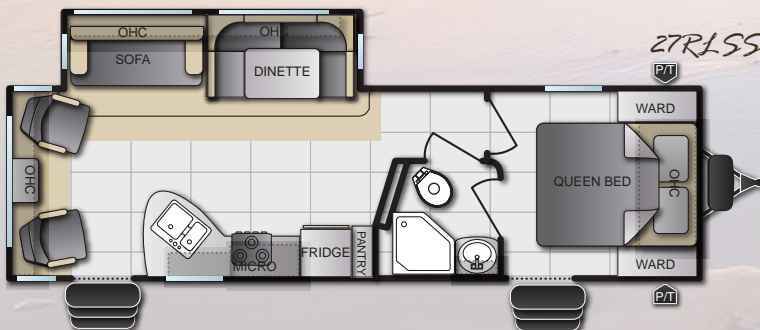
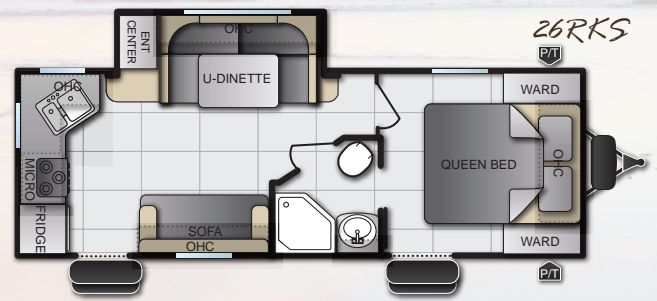
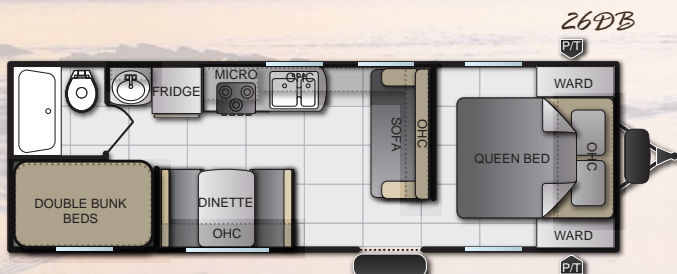
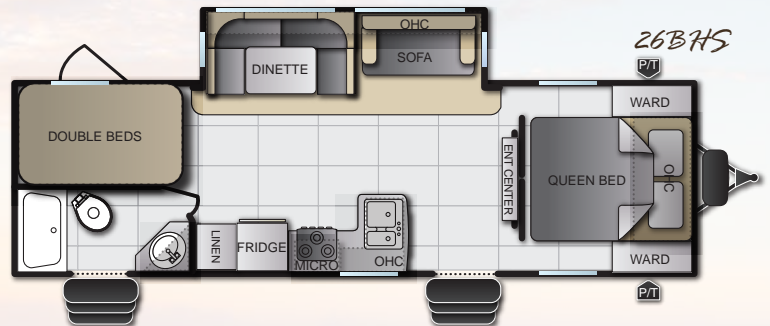
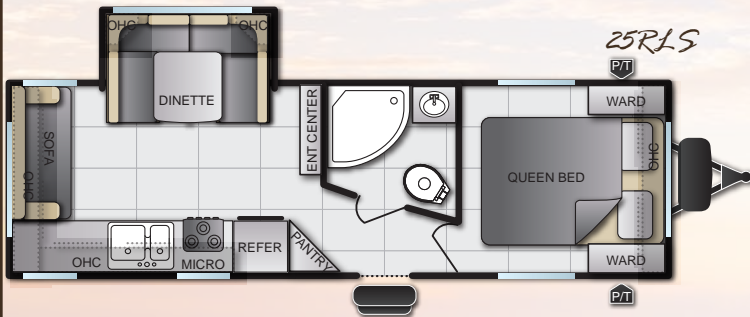
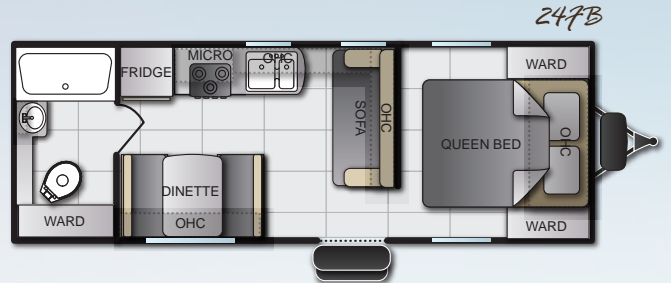
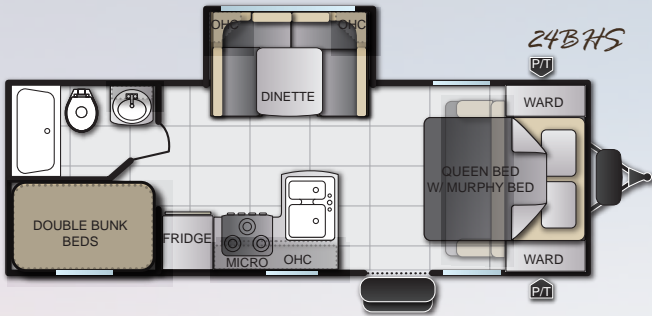
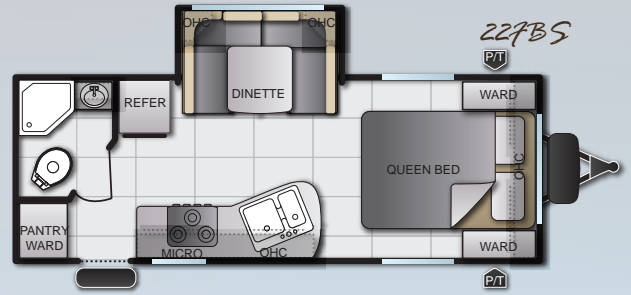
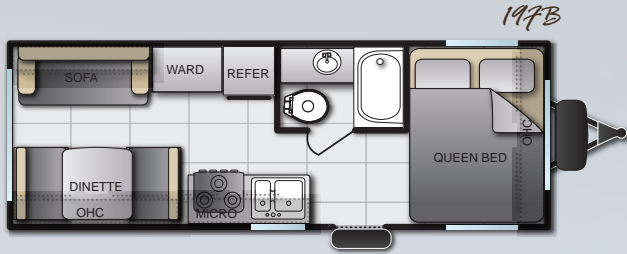
Specifications

MODEL	EXT LENGTH	EXT WIDTH	INT HEIGHT	EXT HEIGHT	GVWR	AXLE WEIGHT	HITCH WEIGHT	UVW	PAYLOAD	FRESH WATER	GREY/BLACK
14RBS	19'5"	84"	78"	11'	4,200lbs	2,305lbs	582lbs	2,887lbs	1,313lbs	25gal	25/25gal
16BB	20'10"	84"	78"	11'	4,200lbs	2,340lbs	458lbs	2,798lbs	1,402lbs	25gal	25/25gal
16RB	20'10"	84"	78"	11'	4,200lbs	2,355lbs	402lbs	2,757lbs	1,443lbs	25gal	25/25gal
17RBS	19'-5"	84"	78"	11'	4,200lbs	TBD	TBD	TBD	TBD	25gal	25/25gal
17BBS	21'-1"	84"	78"	11'	4,200lbs	TBD	TBD	TBD	TBD	25gal	25/25gal
17FDS	21'-1"	84"	78"	11'	4,200lbs	TBD	TBD	TBD	TBD	25gal	25/25gal
17RKS	21'-1"	84"	78"	11'	4,200lbs	TBD	TBD	TBD	TBD	25gal	25/25gal
18RBS	22'5"	84"	78"	11'	7,000lbs	3,375lbs	346lbs	3,721lbs	3,279lbs	25gal	25/25gal

NOTE: PCW reserves the right to change or discontinue at any time, without notice, prices, colors, materials, equipment, accessories, specifications, models, and packages, without incurring any obligations to make the same or similar changes to trailers. Unloaded vehicle weight (UVW) information is intended as a guide only and does not include water, fluids or popular options. Actual weight may vary. Payload capacity does not include the weight of water, fluids, or popular options. Weights and capacities are approximate and are subject to change without notice.



Xtra Lite Travel Trailers





Interior Features

- 13.5 BTU AIR CONDITIONER
- 20,000 BTU FURNANCE
- 3 BURNER RANGE W/ FLUSH GLASS STOVE TOP
- 6CUFT DOUBLE DOOR REFRIGERATOR

- 78" CEILINGS
- KITCHEN BACKSPLASH
- LED LIGHTS
- MICROWAVE OVEN
- ROLLER SHADE WINDOW COVERINGS

- SINK COVER
- STEREO W/ DVD/BLUETOOTH
- TUB/SHOWER SURROUND

Exterior Features

- 20# LPG BOTTLES W/ COVER
- 4 CORNER STABILIZER JACKS
- 6GAL DSI WATER HEATER
- ALUMINUM FRAMED FIBERGLASS WALLS

- FRONT DIAMOND PLATE ROCKGUARD
- HD DIGITAL TV ANTENNA W/ CABLE HOOK UP
- LED LIGHTS
- ONE PIECE PVC ROOF

- SANI FLUSH BLACK TANK FLUSH
- SPARE TIRE W/ CARRIER

VIP Package

- ALUMINUM WHEELS
- ENCLOSED TANKS
- ENTRY SWING OUT HANDLE

- EXTERIOR LADDER
- GLASS SHOWER ENCLOSURE
- OUTSIDE SHOWER

- POWER AWNING
- POWER TONGUE JACK
- SKYLIGHT IN BATHROOM

Popular Options

- DUCTED A/C
- ENCLOSED TANKS
- EXTERIOR LADDER
- FRONT WINDOW W/ ROCK GUARD
- GLASS ENCLOSURE

- HEAT PADS
- OUTSIDE SHOWER
- POWER STAB JACKS
- POWER TONGUE JACK
- SKYLIGHT IN BATHROOM

- TUB/SHOWER SURROUND
- TV BRACKET ONLY - LIVING ROOM
- TV LCD LIVING ROOM 24"

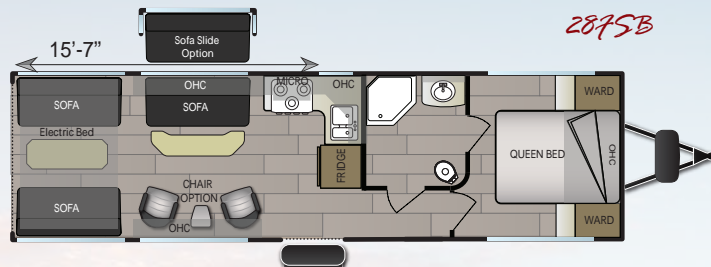
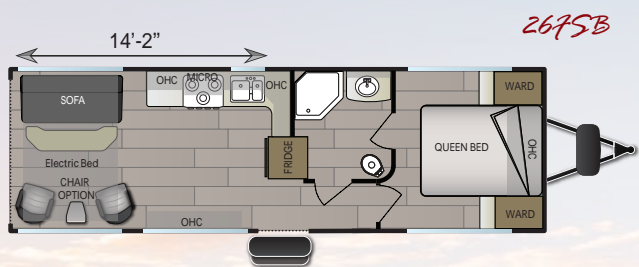
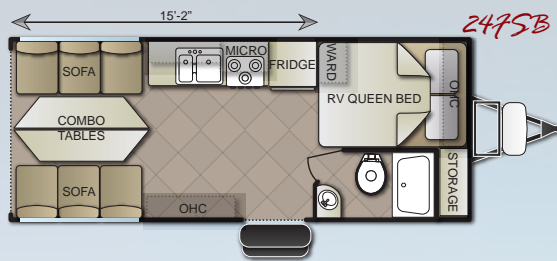
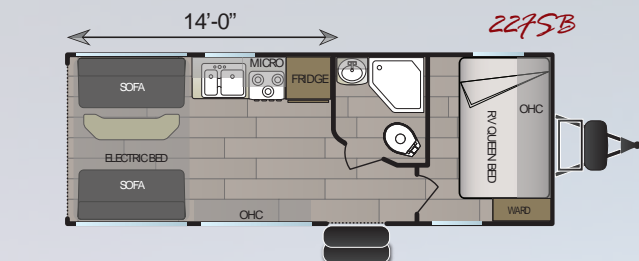
*Some Features, Packages and Options are not available on all models. Please consult your local sales representative for more information. NOTE: All Pacific Coachworks recreational vehicles are sealed with Sealtech.

Specifications

MODEL	EXT LENGTH	EXT WIDTH	INT HEIGHT	EXT HEIGHT	GVWR	AXLE WEIGHT	HITCH WEIGHT	UVW	PAYLOAD	FRESH WATER	GREY/ BLACK
19FB	23'-3"	96"	78"	11'	7,000lbs	3,360lbs	692lbs	4,052lbs	2,948lbs	44gal	35/35gal
22FBS	25'-7"	96"	78"	11'	7,000lbs	4,225lbs	666lbs	4,891lbs	2,109lbs	44gal	35/35gal
24FB	26'-10"	96"	78"	11'	7,000lbs	3,750lbs	676lbs	4,426lbs	2,574lbs	44gal	35/35gal
24BHS	28'-3"	96"	78"	11'	TBD	TBD	TBD	TBD	TBD	44gal	35/35gal
25RLS	29'-1"	96"	78"	11'	TBD	TBD	TBD	TBD	TBD	44gal	35/35gal
26DB	29'-1"	96"	78"	11'	7,000lbs	4,025lbs	760lbs	4,885lbs	2,115lbs	44gal	35/35gal
26RKS	28'-9"	96"	78"	11'-5"	9,000lbs	5,530lbs	346lbs	5,876lbs	3,124lbs	44gal	35/35gal
26BHS	31'-11"	96"	78"	11'-5"	9,000lbs	5,340lbs	1,078lbs	6,418lbs	2,582lbs	44gal	35/35gal
27RLSS	32'-11"	96"	78"	11'-5"	9,900lbs	6,140lbs	674lbs	6,814lbs	3,086lbs	44gal	35/35gal
28BHSS	31'-5"	96"	78"	11'-5"	9,900lbs	5,310lbs	1,052lbs	6,362lbs	3,538lbs	44gal	35/35gal

NOTE: PCW reserves the right to change or discontinue at any time, without notice, prices, colors, materials, equipment, accessories, specifications, models, and packages, without incurring any obligations to make the same or similar changes to trailers. Unloaded vehicle weight (UVW) information is intended as a guide only and does not include water, fluids or popular options. Actual weight may vary. Payload capacity does not include the weight of water, fluids, or popular options. Weights and capacities are approximate and are subject to change without notice.

SURFSIDE Hauler



Interior Features

- 13.5k BTU Air Conditioner
- 20,000 BTU Furnace
- 6cuft Double Door Refrigerator
- AM/FM/CD/DVD Audio w/ Bluetooth
- Flush Floor Tie Downs
- Large Oven w/ Cook Top and Range Hood
- Medicine Cabinet
- Metal Ball Bearing Drawer Guides
- Microwave Oven
- Next Level Flooring
- Queen Bed w/ Cover (per fp)
- Rear Elec Bed
- Roll Over Sofas
- Screwed Together Cabinets
- Tub Surround
- TV Hook Ups
- Valance w/ Mini Blinds

Exterior Features

- 102" Wide Body
- 15" Blacked Out Tires & Wheels
- 20 Gallon Fuel Station - MANUAL
- 7' Ramp Door
- Aluminum Frame Construction
- Awning - Power
- DSI Water Heater 6 Gallon
- Dual LPG Bottles w/ Cover - 20LB
- Exterior Speakers (2)
- Fiberglass Laminated Exterior
- Flood Lights Over Ramp Door (2)
- Front Diamond Plate
- Generator Onan 4.0 - N/A 24FSB
- Radius Entry Door
- Spare Tire - Full Size
- Stab Jacks (4)
- TV Antenna w/ Cable Hook-Up
- Upgraded 3M Graphics
- Walk On Roof

VIP Package

- TV & Bracket
- Power Awning w/ LED Light Strip
- Bunk Ladder
- Solar Ready
- Grey Fiberglass Exterior

Popular Options

- Aluminum Wheels
- Chairs (2) IPO CS
- Enduro Package/Off Road Style Tires
- Patio Cables

Specifications

MODEL	EXT LENGTH	EXT WIDTH	EXT HEIGHT	GVWR	AXLE WEIGHT	HITCH WEIGHT	UVW	PAYLOAD	FRESH WATER	GREY/BLACK
22FSB	26'-1"	102"	11'-8"	9,000lbs	5,030lbs	620lbs	5,650lbs	3,350lbs	100gal	40/40gal
24FSB	26'-1"	102"	11'-8"	9,000lbs	5,030lbs	620lbs	5,650lbs	3,350lbs	100gal	40/40gal
26FSB	32'-1"	102"	11'-8"	9,500lbs	5,800lbs	1,214lbs	7,014lbs	2,486lbs	100gal	40/40gal
28FSB	34'-1"	102"	11'-10"	10,200lbs	6,325lbs	1,220lbs	7,545lbs	2,655lbs	100gal	40/40gal

NOTE: PCW reserves the right to change or discontinue at any time, without notice, prices, colors, materials, equipment, accessories, specifications, models, and packages, without incurring any obligations to make the same or similar changes to trailers. Unloaded vehicle weight (UVW) information is intended as a guide only and does not include water, fluids or popular options. Actual weight may vary. Payload capacity does not include the weight of water, fluids, or popular options. Weights and capacities are approximate and are subject to change without notice.



Pacific Coachworks is committed to providing the highest quality travel trailers, fifth wheels, and toy haulers at an unsurpassed value. We are dedicated to establishing lasting partnerships with trusted RV dealers, vendors, and suppliers, all of which are equally committed to conducting business with your best interests in mind. Our team is focused on exceeding customer expectations by providing the highest level of customer support and service.



Pacific Coachworks
3411 N. Perris Blvd.
Perris, CA 92571
www.pacificcoachworks.com
(951) 686-7294

Contact Your Local Dealer

Find us on...



All information included in this brochure is the latest at the time of publication. Pacific Coachworks reserves the right to make changes and to discontinue models without notice or obligation. Photos in this brochure may show optional equipment or props used for photography purposes only. All recreational vehicles built by Pacific Coachworks, Inc. include a one year factory warranty.

REV. 4/2019