

Turn moments into memories

As we go through life, we as adults all recognize two definitive truths—our kids grow up too fast and there's never enough time in the day to do everything we want.

It's time to stop lamenting the lost moments and start making proper memories.

For more than 35 years, the SUN TRACKER® team has crafted a lineup of pontoon boats designed specifically to help anglers, families and any other outdoors enthusiast bring everyone together for better experiences. Whether you're teaching your grandkids to fish, replacing game night with friends with a night out on the water or just spending quality time with your significant other miles away from cell service, SUN TRACKER has a model with the features, comfort and room you need.

So, come out and make the most of your time on a SUN TRACKER—the best spot for turning moments into memories.



SPORTFISH 22 XP3 shown in Black



TABLE OF CONTENTS

CRAFTSMANSHIP	4
WARRANTY	5
NEW FOR 2020	6
STOW MORE™ SEAT STORAGE SYSTEM	7
RECREATION PONTOON INTRO	8
PARTY BARGE® 18	10
PARTY BARGE® 20	14
PARTY BARGE® 22	18
PARTY BARGE® 24	24
FISHING PONTOON INTRO	28
BASS BUGGY® 16/18	30
FISHIN' BARGE® 20	34
FISHIN' BARGE® 22	38
SPORTFISH™ 22	42
FISHIN' BARGE® 24	46
SPECS, ENGINES & FEATURES	50
COVERS	59
TRAILERS	60
MEET THE FAMILY	62
SUN TRACKER GEAR	65
SEE YOU ON THE WATER!	66

World-class experiences

As the Official Family Pontoon Boat of Walt Disney World® Resort and Big Cedar® Lodge, SUN TRACKER helps guests at these world-class resorts make memories on the water through fishing excursions and leisure boat rentals.

The official pontoon boat of

Walt Disney World Resort

Big Cedar Lodge
America's Premier Wilderness Resort
Est. 1921

Built for the Long Run

The SUN TRACKER® team puts a lot of effort into keeping quality high and costs low at every step of the design and construction process.

It all starts with the materials we use. Since WHITE RIVER MARINE GROUP® is the world's largest boat manufacturer by volume, we can source quality components and materials at low costs. Then, we use Lean Six Sigma manufacturing principles—just like the leading aerospace, automobile and medical companies—to reduce waste and improve quality.

In addition, we design and build most of our boat components in-house, which helps us control quality even further while eliminating costs associated with third-party suppliers. We also use a number of high-tech processes and equipment, such as robotic welders, lasers and plasma cutters, to ensure accuracy and less waste time and time again.

It all comes together to produce savings in a number of areas along the way—savings that we can pass on to you to provide you even more boat for your money.

1. Multichambered pontoon logs

SUN TRACKER pontoon logs are multichambered and pressure-tested twice at the factory for peace of mind.

2. M-brackets

We weld M-shaped brackets to the top of each log. On 20' and longer models, the exterior surface is one piece to provide extra support along the entire length of the deck.

3. Deck support

The deck sits on full-width Z-bar cross members—much like the floor joists in a house. We variably space the bars to provide support where needed—we also use more cross members than many other brands. Plus, the bars have a box-beam design that is stronger than open ones.

4. TEK fasteners

We secure the deck with TEK fasteners that friction weld to the Z-bars. This method has been proven through many years on the water to be exceptionally reliable. In fact, our owners have never reported a failure or filed a warranty claim regarding these fasteners.

5. Security gates

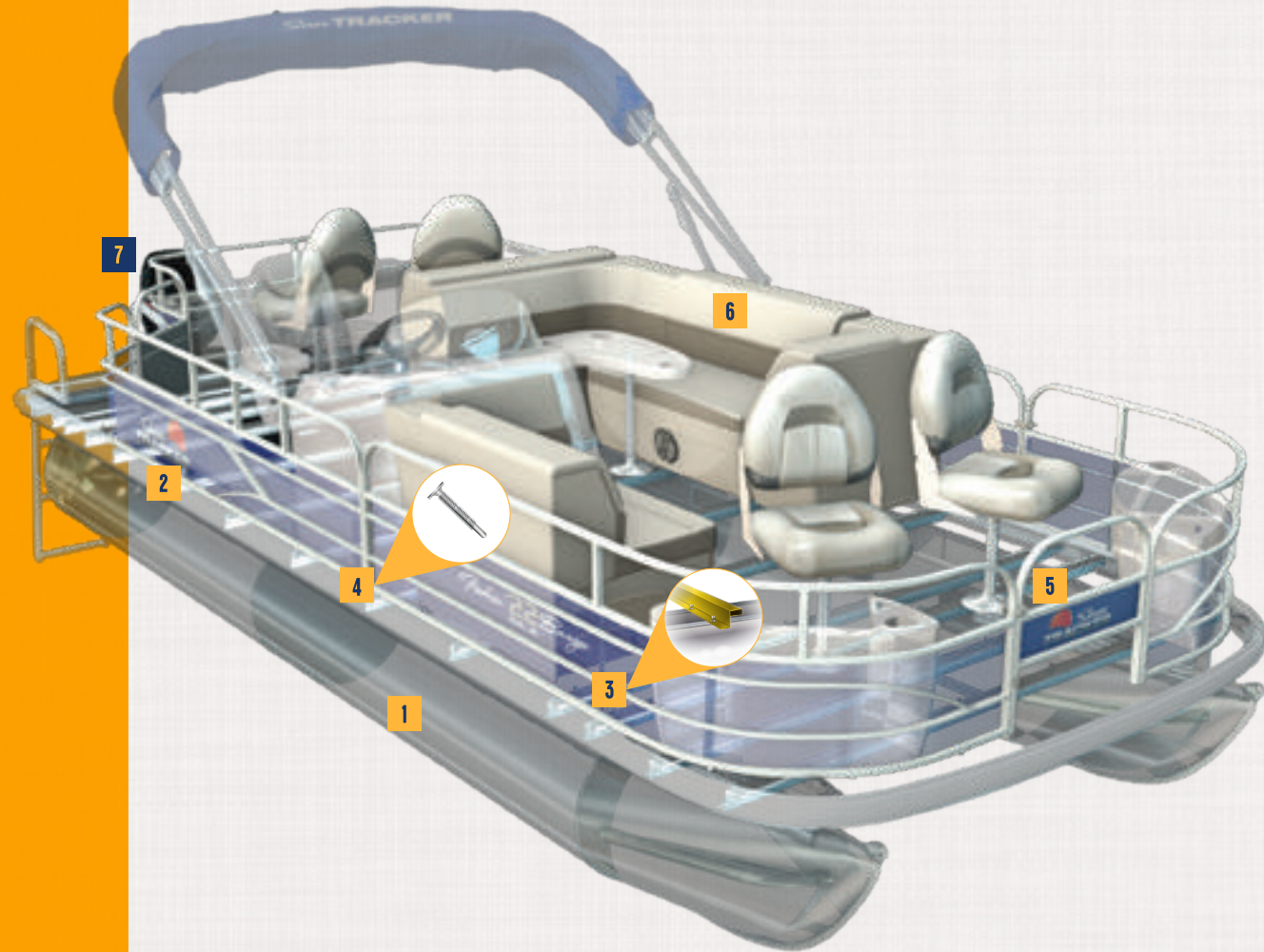
Every gate swings inward to reduce the chance of accidental openings. The port gate on every model is wide enough to allow wheelchair access.

6. Custom seating

We design and build SUN TRACKER seating in-house. Skilled craftspeople with years of experience build, sew and tailor the upholstery to exact measurements using marine-grade vinyl and thread. All cushions feature a moisture barrier to prevent water intrusion.

7. Factory rigging

Mercury®-trained technicians factory-rig every SUN TRACKER to ensure optimal, reliable performance.



10
+ LIFE
WARRANTY

PEACE OF
MIND

Our standard factory warranty includes:

- 10-year bow-to-stern warranty
- Limited lifetime structural & deck warranty
- Provisions for transfer to second owner
- 1-stop factory warranty resolution
- Full coverage throughout warranty period—no pro-rating

For complete warranty details, visit
suntrackerboats.com/warranty

Photos may show optional or special edition equipment available at an additional cost. Local taxes, license, registration and doc fees vary by state and are in addition to prices shown. Prices are approved by the manufacturer. Details in pricing, savings, features and promotions may vary by location and are subject to change without notice. Void where prohibited by law. Best efforts are used to ensure the accuracy of our advertising, however, errors, inaccuracies or omissions may sometimes occur. We do not guarantee the accuracy or completeness of information. We reserve the right to correct any errors, inaccuracies or omissions at any time and to cancel any order with no further obligation to you. Applicable tariffs may affect final price. See your local dealer for complete information. Prices shown do not include dealer freight and prep charges, unless otherwise noted. F.O.B. Springfield, MO, USA. Prices shown are based on United States currency. © 2019 White River Marine Group, LLC



NMMA®

MARINE INDUSTRY CSI AWARD

**RECOGNIZED
FOR EXCELLENCE**
in customer satisfaction
seven times in a row

Once again, the National Marine Manufacturers Association® honored SUN TRACKER® boats with the CSI Award for Customer Satisfaction for Pontoon Boats. This recognition reflects thousands of SUN TRACKER owners reporting satisfaction ratings that are 90 or higher on a 100-point scale.

IMPROVED FOR YOU

We're continuously exploring new ways to help you make the most of your time on the water.

For 2020, we've made a number of changes that extend the fun factor of every SUN TRACKER® even further.

To start, we added the BASS BUGGY® 16 XL to the lineup—and believe us when we say this stable, spacious family fishing boat is blowing everyone away with its amazingly low price, but still feature-packed interior.

In addition, every 18' and longer model now comes standard with the QUICKLIFT® Bimini top, which allows one person to quickly deploy the top alone. Those Bimini tops are also 2' larger, ranging from 9' long when deployed on the 18' models to 11' long on the 20' and larger boats. All are stylishly color-keyed to the boat, and all now include a more convenient way of attaching the optional changing curtain (except the PARTY BARGE® 22 RF models, which come standard with a pop-up curtain).

In addition, crank up the fun even further with a new Bazooka® Party Bar stereo on 22' and longer models. The Party Bar is attached to the Bimini top and features eight marine-grade speakers—providing quality sound from a more centralized location. There is a remote conveniently located at the console for easy control.

With the XP3, we've expanded the storage space. All three-log packages now include a convenient—and massive—storage compartment in the center pontoon. The compartment even has an auto bilge pump!

Other changes vary by model and include everything from new graphics to a new exoskeleton for even more eye-catching styling.

All to ensure every model is ready for your type of fun!



Larger Bimini tops



Bazoooka Party Bar stereo



XP3 in-floor storage



XP3 graphics

take more Stow More



StowMore™
SEAT STORAGE SYSTEM



Before



After

Have you ever run out of space for all the gear you and your crew need for a day on the water? Are you tired of having to get up every time someone needs a towel or a lifejacket? Or what about when someone wants a drink and the boat is underway?

Well, fret no more. With the **industry-exclusive STOW MORE™ seat storage system**, those days are done.

Standard on all 20' and larger models, this patent-pending system features couches with an added compartment in the seat back, which **increases storage by 50%** in those seats. Plus, on the FISHIN' BARGE® 22 and 24, the additional compartment at the aft fishing deck is perfect for stowing all your tackle boxes for easy access while fishing.

An added benefit of having storage in the backrest is accessibility. Whether at rest or underway, compartments can be easily opened without disturbing seat occupants.

Pontooning has never been more convenient!

Fluent in Family Fun

CHECK OUT THE 2020 PARTY BARGE® LINEUP!

Lounging. Cannonballing. Picnicking. Cruising. Exploring. Swimming. Tubing. And more!

However your family and friends take their fun, SUN TRACKER® PARTY BARGE pontoon models provide the perfect platforms for making it happen.

SUN TRACKER introduced the PARTY BARGE recreational pontoon boats in 1983 to provide outdoors-loving families a quality, ready-for-fun package. Since then, our team has continuously refined the styling, features and construction to provide even more of everything you need to make memories.

For 2020, every PARTY BARGE model features multiple lounges with spacious, rotomolded storage compartments below, as well as a QUICKLIFT® Bimini top, Bluetooth® stereo and full-width swim platform with a deep boarding ladder, as well as the STOW MORE™ seat storage system on all 20' and longer models.

Want faster fun? The XP3 models feature three 26" logs with lifting strakes, hydraulic steering and a ski tow pylon base.



PARTY BARGE® 18 DLX

DECK LENGTH	17' 8" (5.38 m)
LOG DIAMETER	24" (60.96 cm)
MAXIMUM REC. HP	75
MAXIMUM PEOPLE	9



PARTY BARGE® 20 DLX

DECK LENGTH	19' 10" (6.05 m)
LOG DIAMETER	24" (60.96 cm)
MAXIMUM REC. HP	90
MAXIMUM PEOPLE	10



PARTY BARGE® 22 DLX/XP3

DECK LENGTH	22' 1" (6.73 m)
LOG DIAMETER	24"/26" (60.96/66.04 cm)
MAXIMUM REC. HP	150/200
MAXIMUM PEOPLE	11



PARTY BARGE® 22 RF DLX/XP3

DECK LENGTH	22' 1" (6.73 m)
LOG DIAMETER	24"/26" (60.96/66.04 cm)
MAXIMUM REC. HP	150/200
MAXIMUM PEOPLE	11



PARTY BARGE® 24 DLX/XP3

DECK LENGTH	24' 1" (7.34 m)
LOG DIAMETER	24"/26" (60.96/66.04 cm)
MAXIMUM REC. HP	150/250
MAXIMUM PEOPLE	12

two can
Play



DLX

PARTY BARGE® 18

The PARTY BARGE 18 DLX is perfectly sized with a 17' 8"-long deck to provide the best of all worlds. It's easy to trailer. It's easy to maneuver around the marina. And it's perfectly sized so two can lounge together in comfort. But, it's still spacious enough that if you want to invite the kids, grandkids or friends, they'll have plenty of space, too! And even as the entry-level boat in the recreation lineup, it still comes loaded with rotomolded storage, a stereo, new **QUICKLIFT**® Bimini top and boarding ladder!

**PARTY BARGE®
18 DLX**



Shown in Blue Indigo

Specs:

OVERALL LENGTH
20'
(6.10 m)

LOG DIAMETER
24"
(60.96 cm)

DECK WIDTH
8' 2"
(2.49 m)

FUEL CAPACITY
32.1 GAL.
(121.51 L)

MAX. PEOPLE/WEIGHT
9/1,220 LBS.
(553.38 kg)

MAX. HP
75



Easy-to-clean vinyl flooring



Underseat storage w/drain channels



NEW Bluetooth® stereo

DLX
PARTY BARGE® 18

\$17,995 Standard Engine:
Mercury® 40 ELPT FourStroke
Command Thrust

Additional Engine Options:
Mercury 20 ELPT FourStroke \$15,355
Mercury 60 ELPT FourStroke Command Thrust \$19,395
Mercury 75 ELPT FourStroke \$20,595
Plus freight & prep. See page 58 for details.

Color Options:

CHARCOAL METALLIC INDIGO BLUE



See page 50 for complete engine, specification and feature details.

Spacious,
yet easily towable



DLX
PARTY BARGE® 20

Want a boat that's a cinch to tow, but doesn't skimp on features? A boat that's large enough for a decent-sized crew, but not too big for you and one or two others to take out alone? You should check out the PARTY BARGE 20 DLX. It features plenty of seating, storage (including STOW MORE™), a QUICKLIFT® Bimini top and a stereo in an easy-to-tow package (just choose the optional trailer)—as well as capacity for 10 people!

PARTY BARGE® 20 DLX



Shown in Charcoal Metallic

Specs:

OVERALL LENGTH

21' 11"

(6.68 m)

LOG DIAMETER

24"

(60.96 cm)

DECK WIDTH

8' 6"

(2.59 m)

FUEL CAPACITY

32.1 GAL.

(121.51 L)

MAX. PEOPLE/WEIGHT

10/1,370 LBS.

(621.42 kg)

MAX. HP

90



Removable table w/drink holders



Bow platform



STOW MORE™ seat storage system

DLX PARTY BARGE® 20

\$19,995 Standard Engine:
Mercury® 40 ELPT FourStroke
Command Thrust

Optional trailer available.

Additional Engine Options:

Mercury® 60 ELPT FourStroke Command Thrust \$20,995

Mercury® 90 ELPT FourStroke Command Thrust \$23,595

Plus freight & prep. See page 58 for details.

Color Options:

CHARCOAL METALLIC

INDIGO BLUE



See page 50 for complete engine, specification and feature details.

Together
happens here



DLX | XP3 | RF DLX | RF XP3

PARTY BARGE® 22

With a solid 22' 1" by 8' 6" deck, all four PARTY BARGE 22 models provide plenty of space for 11 people to get together and party away the day. Choose from the four-lounge or rear-facing lounge layout, and then choose either a two-log or three-log version. All provide a full-width platform with a reboarding ladder, plush seating, an easy-to-deploy Bimini top, STOW MORE™ storage and so much more, including the new Party Bar stereo system!

PARTY BARGE® 22 DLX



Shown in Caribou Metallic

Specs:

OVERALL LENGTH	LOG DIAMETER	DECK WIDTH	FUEL CAPACITY	MAX. PEOPLE/WEIGHT	MAX. HP
24' 2" (7.37 m)	24" (60.96 cm)	8' 6" (2.59 m)	32.1 GAL. (121.51 L)	11/1,500 LBS. (680.39 kg)	150

DLX PARTY BARGE® 22

\$25,395 Standard Engine:
Mercury® 60 ELPT FourStroke
Command Thrust

Additional Engine Options:
Mercury® 90 ELPT FourStroke Command Thrust \$27,495
Mercury® 115 ELPT Pro XS® FourStroke Command Thrust \$28,855
Mercury® 150 L FourStroke \$30,895
Plus freight & prep. See page 58 for details.

Color Options:

- BLACK METALLIC
- CARIBOU METALLIC



See page 51 for complete engine, specification and feature details.

Shared Features:



Removable table w/fore & aft base locations



Lockable storage compartment



Optional changing curtain that hangs from Bimini top



Full-width aft swim platform w/fold-down reboarding ladder



Optional soft-sided cooler for STOW MORE™ compartment



In-console cooler storage space (cooler sold separately)

PARTY BARGE® 22 XP3



Shown in Copper Red


Specs:

OVERALL LENGTH	LOG DIAMETER	DECK WIDTH	FUEL CAPACITY	MAX. PEOPLE/WEIGHT	MAX. HP
24' 2" (7.37 m)	26" (66.04 cm)	8' 6" (2.59 m)	52 GAL. (196.84 L)	11/1,600 LBS. (725.75 kg)	200



XP3 Performance Tritoon:

- Three 26" pontoon logs w/lifting strakes
- Deck underpinning
- Hydraulic steering
- Ski tow pylon base
- ALL-NEW in-floor storage



See page 51 for complete engine, specification and feature details.

XP3 PARTY BARGE® 22

\$34,995 Standard Engine:
Mercury® 115 ELPT FourStroke
Command Thrust

Additional Engine Options:
Mercury® 150 L FourStroke \$37,395
Mercury® 200 L FourStroke \$41,145
Plus freight & prep. See page 58 for details.

Color Options:

- COPPER RED
- INDIGO BLUE

PARTY BARGE® 22 RF DLX



Shown in Black Metallic

Specs:

OVERALL LENGTH	LOG DIAMETER	DECK WIDTH	FUEL CAPACITY	MAX. PEOPLE/WEIGHT	MAX. HP
24' 2" (7.37 m)	24" (60.96 cm)	8' 6" (2.59 m)	32.1 GAL. (121.51 L)	11/1,500 LBS. (680.39 kg)	150

DLX PARTY BARGE® 22 RF

\$25,595 Standard Engine:
Mercury® 60 ELPT FourStroke Command Thrust

Additional Engine Options:

Mercury® 90 ELPT FourStroke Command Thrust \$27,695
Mercury® 115 ELPT Pro XS® FourStroke Command Thrust \$29,055
Mercury® 150 L FourStroke \$31,095
Plus freight & prep. See page 58 for details.

Color Options:

■ BLACK METALLIC ■ CARIBOU METALLIC



See page 52 for complete engine, specification and feature details.

Shared Features:



Bimini top storage pockets



Rear-facing lounge



Pop-up changing curtain



Fold-down boarding ladder



Removable table w/fore & aft base locations



Seat-back compartments that are accessible while seated

PARTY BARGE® 22 RF XP3



Shown in Indigo Blue

Specs:

OVERALL LENGTH	LOG DIAMETER	DECK WIDTH	FUEL CAPACITY	MAX. PEOPLE/WEIGHT	MAX. HP
24' 2" (7.37 m)	26" (66.04 cm)	8' 6" (2.59 m)	52 GAL. (196.84 L)	11/1,600 LBS. (725.75 kg)	200

XP3 Performance Tritoon:

- Three 26" pontoon logs w/lifting strakes
- Deck underpinning
- Hydraulic steering
- Ski tow pylon base
- ALL-NEW In-floor storage



See page 52 for complete engine, specification and feature details.

XP3 PARTY BARGE® 22 RF

\$34,995 Standard Engine:
Mercury® 115 ELPT FourStroke Command Thrust

Additional Engine Options:

Mercury® 150 L FourStroke \$37,395
Mercury® 200 L FourStroke \$41,145
Plus freight & prep. See page 58 for details.

Color Options:

■ COPPER RED ■ INDIGO BLUE

Invite
them all



DLX | XP3

PARTY BARGE® 24

When you see the PARTY BARGE 24 models in person, your first impression will probably be "Wow, those boats are huge! I could take the entire family AND friends out!" And don't worry, with the STOW MORE™ seat storage system, you'll even have plenty of room for all their gear. And on the water, everything from the new Party Bar stereo package to the QUICKLIFT® Bimini provide all-day comfort and convenience. For even more fun, choose the XP3 version and get three larger logs with strakes, an in-floor storage compartment and more!

PARTY BARGE® 24 DLX



Shown in Charcoal Metallic

Specs:

OVERALL LENGTH	LOG DIAMETER	DECK WIDTH	FUEL CAPACITY	MAX. PEOPLE/WEIGHT	MAX. HP
26' 2" (7.98 m)	24" (60.96 cm)	8' 6" (2.59 m)	32.1 GAL. (121.51 L)	12/1,685 LBS. (764.30 kg)	150

Shared Features:



Port reclining co-captain's chair w/self-leveling arms



Lounge-end storage compartment



Lounge arm trash container



QUICKLIFT® Bimini top deployment system



Optional soft-sided cooler for STOW MORE™ compartment



Optional rail-mounted grill

PARTY BARGE® 24 XP3



Shown in Black Metallic

Specs:

OVERALL LENGTH	LOG DIAMETER	DECK WIDTH	FUEL CAPACITY	MAX. PEOPLE/WEIGHT	MAX. HP
26' 2" (7.98 m)	26" (66.04 cm)	8' 6" (2.59 m)	52 GAL. (196.84 L)	12/1,900 LBS. (861.83 kg)	250

DLX PARTY BARGE® 24

\$30,995 Standard Engine:
Mercury® 115 ELPT FourStroke Command Thrust

Additional Engine Options:
Mercury® 115 ELPT Pro XS® FourStroke Command Thrust \$31,355
Mercury® 150 L FourStroke \$33,395
Plus freight & prep. See page 58 for details.

Color Options:


COPPER RED **CHARCOAL METALLIC**



See page 53 for complete engine, specification and feature details.

XP3 Performance Tritoon:

- Three 26" pontoon logs w/lifting strakes
- Deck underpinning
- Hydraulic steering
- Ski tow pylon base
- ALL-NEW In-floor storage



See page 53 for complete engine, specification and feature details.

XP3 PARTY BARGE® 24

\$39,595 Standard Engine:
Mercury® 150 L FourStroke

Additional Engine Options:
Mercury® 200 L FourStroke \$43,345
Mercury® 225 L FourStroke \$44,695
Mercury® 250 L FourStroke \$47,645
Plus freight & prep. See page 58 for details.

Color Options:

BLACK METALLIC **INDIGO BLUE**

Fish & Play

WELCOME TO THE 2020 FISHING PONTOON LINEUP!

In 1983, SUN TRACKER® introduced the industry's first fishing-featured pontoon boat—the BASS BUGGY®—providing families a stable and safe platform to get everyone together and share the joy of fishing.

Every BASSY BUGGY and FISHIN' BARGE® continues that legacy by providing everything from at least one livewell (most have two) to rod storage to fishing chairs. And they still provide plush seating, deep storage and a Bimini top (except for the 16) for comfort while lounging.



ALL-NEW

BASS BUGGY® 16 XL

DECK LENGTH	16' (4.88 m)
LOG DIAMETER	24" (60.96 cm)
MAXIMUM REC. HP	50
MAXIMUM PEOPLE	7

BASS BUGGY® 18 DLX

DECK LENGTH	17' 8" (5.38 m)
LOG DIAMETER	24" (60.96 cm)
MAXIMUM REC. HP	75
MAXIMUM PEOPLE	8

FISHIN' BARGE® 20 DLX

DECK LENGTH	19' 10" (6.05 m)
LOG DIAMETER	24" (60.96 cm)
MAXIMUM REC. HP	90
MAXIMUM PEOPLE	10

FISHIN' BARGE® 22 DLX/XP3

DECK LENGTH	22' 1" (6.73 m)
LOG DIAMETER	24"/26" (60.96/66.04 cm)
MAXIMUM REC. HP	150/200
MAXIMUM PEOPLE	11

SPORTFISH™ 22 DLX/XP3

DECK LENGTH	22' 1" (6.73 m)
LOG DIAMETER	24"/26" (60.96/66.04 cm)
MAXIMUM REC. HP	150/200
MAXIMUM PEOPLE	10/11

FISHIN' BARGE® 24 DLX/XP3

DECK LENGTH	24' 1" (7.34 m)
LOG DIAMETER	24"/26" (60.96/66.04 cm)
MAXIMUM REC. HP	150/250
MAXIMUM PEOPLE	12

Fishing
Favorites



16 XL | 18 DLX

BASS BUGGY®

One time out, and you'll quickly see why these models are so popular with fishing families. For one, their compact lengths make them easy to tow on land and maneuver on the water. But, that doesn't stop them from providing huge amounts of room in the playpen, compliments of the extra-wide beam (your family is going to love that stability!). And they all use that space to pack in all the great fishing and comfort features you need. Plus, with the NEW 16 XL, you get all those fishing and comfort features at a ridiculously value-packed price!

BASS BUGGY® 16 XL

ALL-NEW



Shown w/optional Select Package in Indigo Blue

Specs:

OVERALL LENGTH	LOG DIAMETER	DECK WIDTH	FUEL CAPACITY	MAX. PEOPLE/WEIGHT	MAX. HP
18' 5" (5.61 m)	24" (60.96 cm)	8' (2.44 m)	6.6 GAL. (24.98 L)	7,109 LBS. (494.42 kg)	50

Shared Features:



Underseat storage w/drain channels



Aerated livewell w/padded cushion



Console rod holder



Bimini top w/storage pockets (optional on 16)



Bluetooth® stereo (optional on 16)



Bow fishing deck w/fold-down chairs

BASS BUGGY® 18 DLX



Shown in Copper Red

Specs:

OVERALL LENGTH	LOG DIAMETER	DECK WIDTH	FUEL CAPACITY	MAX. PEOPLE/WEIGHT	MAX. HP
20' (6.10 m)	24" (60.96 cm)	8' 2" (2.49 m)	32.1 GAL. (121.51 L)	8/1,200 LBS. (544.31 kg)	75

BASS BUGGY® 16

\$10,995 Standard Engine:
Mercury® 20 ELPT FourStroke

Optional trailer available.

Additional Engine Options:
Mercury® 50 ELPT FourStroke Command Thrust \$12,595

Plus freight & prep. See page 58 for details.

Color Options:

BLACK METALLIC INDIGO BLUE



See page 54 for complete engine, specification and feature details.

BASS BUGGY® 18

\$17,395 Standard Engine:
Mercury® 40 ELPT FourStroke Command Thrust

Optional trailer available.

Additional Engine Options:
Mercury® 25 ELPT FourStroke \$15,695
Mercury® 60 ELPT FourStroke Command Thrust \$18,995
Mercury® 75 ELPT FourStroke \$20,195
Plus freight & prep. See page 58 for details.

Color Options:

COPPER RED BLACK METALLIC



See page 54 for complete engine, specification and feature details.

Share your
Passion



DLX

FISHIN' BARGE® 20

Sharing your love of fishing with your children, family and friends is a great way to spend time together and get everyone excited about the outdoors. And the FISHIN' BARGE 20 DLX is a great platform for making it all happen. Inside its spacious playpen, it presents everything from three fishing chairs, two aerated livewells and multiple rod/tool holders to keep gear at the ready. But it's not just fishing-centric! Comfort features like the QUICKLIFT™ Bimini top, STOW MORE™ seat storage system and stereo ensure even the loungers have a fun-filled day enjoying nature.

FISHIN' BARGE® 20



Shown in Black Metallic

Specs:

OVERALL LENGTH

21' 11"

(6.68 m)

LOG DIAMETER

24"

(60.96 cm)

DECK WIDTH

8' 6"

(2.59 m)

FUEL CAPACITY

32.1 GAL.

(121.51 L)

MAX. PEOPLE/WEIGHT

10/1,370 LBS.

(621.42 kg)

MAX. HP

90



Aft fishing deck w/livewell, rod storage & chair



Removable table w/padded insert



Optional fish package w/trolling motor & fishfinder

DLX FISHIN' BARGE® 20

\$19,995 Standard Engine:
Mercury® 40 ELPT FourStroke Command Thrust

Additional Engine Options:

Mercury® 20 ELPT FourStroke \$17,355
Mercury® 60 ELPT FourStroke Command Thrust \$20,995
Mercury® 90 ELPT FourStroke Command Thrust \$23,595
Plus freight & prep. See page 58 for details.

Color Options:

COPPER RED **BLACK METALLIC**



See page 55 for complete engine, specification and feature details.

Every
Moment's
a keeper



DLX | XP3

FISHIN' BARGE® 22

Start the day at first light, trolling through the coves and reeling in panfish for lunch (those livewells are both aerated to keep them healthy) from the fore or aft fishing positions. Let the kids have a swim right before a calming, on-the-water picnic under the QUICKLIFT® Bimini. Enjoy the convenience allotted by the huge amounts of STOW MORE™ seat-back and underseat storage throughout. And, if you choose the XP3 version, you can round it all out with some high-speed cruising and watersports action. There's never a dull moment onboard the FISHIN' BARGE 22 models!

FISHIN' BARGE® 22 DLX



Shown in Indigo Blue

Specs:

OVERALL LENGTH	LOG DIAMETER	DECK WIDTH	FUEL CAPACITY	MAX. PEOPLE/WEIGHT	MAX. HP
24' 2" (7.37 m)	24" (60.96 cm)	8' 6" (2.59 m)	32.1 GAL. (121.51 L)	11/1,500 LBS. (680.39 kg)	150

DLX FISHIN' BARGE® 22

\$26,995 Standard Engine:
Mercury® 90 ELPT FourStroke Command Thrust

Additional Engine Options:
Mercury® 115 ELPT FourStroke Command Thrust \$27,995
Mercury® 115 ELPT Pro XS® FourStroke Command Thrust \$28,355
Mercury® 150 L FourStroke \$30,395
Plus freight & prep. See page 58 for details.

Color Options:

BLACK METALLIC INDIGO BLUE



See page 55 for complete engine, specification and feature details.

Shared Features:



7' 6" rod locker



STOW MORE™ compartment at aft fishing deck



Bimini-mounted Bazoooka® Party Bar stereo system



Fence-mounted rod & tool storage



STOW MORE™ storage system w/seat-back compartments



Two aerated livewells

FISHIN' BARGE® 22 XP3




Shown in Charcoal Metallic

Specs:

OVERALL LENGTH	LOG DIAMETER	DECK WIDTH	FUEL CAPACITY	MAX. PEOPLE/WEIGHT	MAX. HP
24' 2" (7.37 m)	26" (66.04 cm)	8' 6" (2.59 m)	52 GAL. (196.84 L)	11/1,575 LBS. (714.41 kg)	200

XP3 Performance Tritoon:

- Three 26" pontoon logs w/lifting strakes
- Deck underpinning
- Hydraulic steering
- Ski tow pylon base
- ALL-NEW in-floor storage



See page 56 for complete engine, specification and feature details.

XP3 FISHIN' BARGE® 22

\$33,595 Standard Engine:
Mercury® 115 ELPT FourStroke Command Thrust

Additional Engine Options:
Mercury® 150 L FourStroke \$35,995
Mercury® 200 L FourStroke \$39,745
Plus freight & prep. See page 58 for details.

Color Options:

COPPER RED CHARCOAL METALLIC

Uncompromising
Versatility



DLX | XP3
SPORTFISH™ 22

Part recreational boat. Part fishing boat. All family funtoon! The SPORTFISH 22 DLX and XP3 models feature a hybrid design that's sure to please everyone in your crew. From midship forward, there are spacious lounges for spending time together, eating and lounging. The aft section, on the other hand, is all fishing, all the time, with dual casting chairs, a deep, aerated livewell (including a removable bait bucket) and rod storage galore—like the 7' 6" lockable compartment. The XP3 even adds another level of performance features for watersports! Which means, no one has to compromise—EVER!

SPORTFISH™ 22 DLX




Shown in Copper Red

Specs:

OVERALL LENGTH	LOG DIAMETER	DECK WIDTH	FUEL CAPACITY	MAX. PEOPLE/WEIGHT	MAX. HP
24' 2" (7.37 m)	24" (60.96 cm)	8' 6" (2.59 m)	32.1 GAL. (121.51 L)	10/1,453 LBS. (659.07 kg)	150

Shared Features:



Fence-mounted rod & tool storage



Optional ski tow pylon



Two aft fishing chairs



Removable table w/fore & aft locations



Molded-in seat storage drainage channels



Fold-down reboarding ladder

SPORTFISH™ 22 XP3



Shown in Caribou Metallic

Specs:

OVERALL LENGTH	LOG DIAMETER	DECK WIDTH	FUEL CAPACITY	MAX. PEOPLE/WEIGHT	MAX. HP
24' 2" (7.37 m)	26" (66.04 cm)	8' 6" (2.59 m)	52 GAL. (196.84 L)	11/1,500 LBS. (680.39 kg)	200

DLX SPORTFISH™ 22

\$27,595 Standard Engine:
Mercury® 90 ELPT FourStroke Command Thrust

Additional Engine Options:

Mercury® 115 ELPT FourStroke Command Thrust	\$28,595
Mercury® 115 ELPT Pro XS® FourStroke Command Thrust	\$28,955
Mercury® 150 L FourStroke	\$30,995

Color Options:

COPPER RED **INDIGO BLUE**



See page 56 for complete engine, specification and feature details.

XP3 Performance Tritoon:

- Three 26" pontoon logs w/lifting strakes
- Deck underpinning
- Hydraulic steering
- Ski tow pylon base
- **ALL-NEW In-floor storage**



See page 57 for complete engine, specification and feature details.

XP3 SPORTFISH™ 22

\$34,795 Standard Engine:
Mercury® 115 ELPT FourStroke Command Thrust

Additional Engine Options:

Mercury® 150 L FourStroke	\$37,195
Mercury® 200 L FourStroke	\$40,945

Color Options:

BLACK METALLIC **CARIBOU METALLIC**

Extra large for
Extra fun



DLX | XP3

FISHIN' BARGE® 24

Super-size your fishing capabilities with the FISHIN' BARGE 24. Choose from the two-log DLX model, or upgrade to the three-log XP3 version for added performance capabilities. Either way, you'll be treated to a massive 26' 2" by 8' 6" deck complete with huge amounts of room loaded with fishing and comfort features. First, check out the fishing-specific features (it is a FISHIN' pontoon), such as four fishing chairs, 32 total gallons of livewell capacity and rod storage. For comfort, spacious lounges, a QUICKLIFT® Bimini, Party Bar sound system and more complete this awesome package.

FISHIN' BARGE® 24 DLX



Shown in Black Metallic

Specs:

OVERALL LENGTH	LOG DIAMETER	DECK WIDTH	FUEL CAPACITY	MAX. PEOPLE/WEIGHT	MAX. HP
26' 2" (7.98 m)	24" (60.96 cm)	8' 6" (2.59 m)	32.1 GAL. (121.51 L)	12/1,700 LBS. (771.11 kg)	150

DLX FISHIN' BARGE® 24

\$30,595 Standard Engine:
Mercury® 115 ELPT FourStroke
Command Thrust

Additional Engine Options:
Mercury® 115 ELPT Pro XS® FourStroke Command Thrust . . . \$30,955
Mercury® 150 L FourStroke . . . \$32,995
Plus freight & prep. See page 58 for details.

Color Options:

COPPER RED **BLACK METALLIC**



See page 57 for complete engine, specification and feature details.

Shared Features:



11' QUICKLIFT® Bimini top



Removable table w/fore & aft locations



Bazooka® Party Bar stereo system w/LED lights



7' 6" rod locker



STOW MORE™ seat-back compartment at aft fishing deck



Two aerated livewells

FISHIN' BARGE® 24 XP3




Shown in Caribou Metallic

Specs:

OVERALL LENGTH	LOG DIAMETER	DECK WIDTH	FUEL CAPACITY	MAX. PEOPLE/WEIGHT	MAX. HP
26' 2" (7.98 m)	26" (66.04 cm)	8' 6" (2.59 m)	52 GAL. (196.84 L)	12/2,100 LBS. (952.54 kg)	250

XP3 Performance Tritoon:

- Three 26" pontoon logs w/lifting strakes
- Deck underpinning
- Hydraulic steering
- Ski tow pylon base
- **ALL-NEW in-floor storage**



See page 58 for complete engine, specification and feature details.

XP3 FISHIN' BARGE® 24

\$38,995 Standard Engine:
Mercury® 150 L FourStroke

Additional Engine Options:
Mercury® 200 L FourStroke . . . \$42,745
Mercury® 225 L FourStroke . . . \$44,095
Mercury® 250 L FourStroke . . . \$47,045
Plus freight & prep. See page 58 for details.

Color Options:

BLACK METALLIC **CARIBOU METALLIC**

PARTY BARGE® 18 DLX



Engines

Mercury®	
20 ELPT FourStroke\$15,355
25 ELPT FourStroke\$16,295
40 ELPT FourStroke Command Thrust\$17,995
60 ELPT FourStroke Command Thrust\$19,395
75 ELPT FourStroke\$20,595

Specifications

Overall length20' (6.10 m)
Deck length17' 8" (5.38 m)
Deck width8' 2" (2.49 m)
Max. recommended HP75
Fuel capacity32.1 gal. (121.51 L)
Pontoon log length18' 4" (5.59 m)
Pontoon log diameter24" (60.96 cm)
Pontoon log material0.080 5052 marine alloy
Max. person capacity9

Max. person weight1,220 lbs. (553.38 kg)
Max. person, engine & gear weight1,750 lbs. (793.79 kg)
Interior depth26" (66.04 cm)
Average weight1,449 lbs. (657.26 kg)
Average package weight2,962 lbs. (1,343.54 kg)
Package height9' (2.74 m)
Package width8' 2" (2.49 m)
Towing length27' 3" (8.31 m)
Storage length27' 3" (8.31 m)

Standard Features

Comfort, Convenience & Peace of Mind

- 10-LIFE™ Limited Lifetime Warranty
- NMMA® certified
- NEW 9' (2.74 m) color-keyed Bimini top w/LED courtesy lights & protective boot
- QUICKLIFT® Bimini top deployment system
- Storage pockets in Bimini top
- Inward-opening gates
- Port & starboard LED navigation lights
- Bimini-mounted anchor/navigation light
- 4 mooring cleats
- Engine-stop safety lanyard, fire extinguisher & horn

Performance

- Nose cone & Engine pod wave/spray deflectors
- Factory-matched aluminum propeller

Construction & Exterior

- Color: Charcoal Metallic or Indigo Blue fencing
- NEW exterior styling
- Plasma & laser cutters & robotic welding help ensure precise fit & finish throughout
- Rotomolded furniture bases & backs
- Bow U-channel reinforcement behind deck trim
- 24" (60.96 cm) diameter high-buoyancy multichambered pontoons w/internal bracing for additional strength
- RAIL-LOCK® system for mounting optional mooring cover
- 1-1/4" (3.18 cm), .090" (.23 cm) thick anodized aluminum fence rails w/decorative styling
- Reinforced bow structure
- Extruded anodized aluminum deck edging w/polished aft corner covers
- All-welded, all-aluminum extended Engine pod w/built-in EPA-compliant fuel system
- Stainless or coated corrosion-resistant fasteners
- 7-ply pressure-treated 3/4" (1.91 cm) deck w/Limited Lifetime Warranty
- Full-width heavy-duty extruded Z-bar deck supports that are thru-bolted to M-brackets
- Elevated fence panels for deck drainage & ventilation
- Sound- & vibration-deadening fence insulation
- Box-beam all-aluminum transom for strength & longevity

Console

- Sport steering wheel
- 4:2 ratio no-feedback steering
- Tinted windscreen
- Below-console cooler/storage space
- Small items tray & drink holders
- Built-in footrest w/non-skid pad
- AM/FM Bluetooth™-capable stereo w/2 speakers
- Illuminated tachometer, trim & fuel gauges
- Lighted rocker switches
- Mercury® binnacle control box w/trim
- 12V outlet

Interior

- Bow port & starboard couches w/underseat storage
- Aft L-lounge w/underseat storage
- Adjustable helm bucket seat w/swivel
- Full-width aft swim deck
- NEW woven 16-oz. (.45 kg) marine-grade flooring
- NEW marine-grade, UV-resistant, top-coated upholstery w/26-oz. (.74 kg) base material & multidensity foam

Optional Features

Accessories

- NEW Bimini top drop-down curtain\$210
- Coastal kit\$95
- NEW rail adaptor for propane BBQ grill\$40
- Rail mount for propane BBQ grill\$55
- Rail-mounted propane BBQ grill\$225
- Underpinning kit (dealer installation not included)\$535

Tops & Covers

- RAIL-LOCK® snapless mooring cover w/detachable, trailering bow extension—Charcoal or Navy Blue\$790

Trailer

- Single-axle trailer\$2,150
- Single-axle trailer w/brakes\$2,475

PARTY BARGE® 20 DLX



Engines

Mercury®	
20 ELPT FourStroke\$17,355
40 ELPT FourStroke Command Thrust\$19,995
60 ELPT FourStroke Command Thrust\$20,995
90 ELPT FourStroke Command Thrust\$23,595

Specifications

Overall length21' 11" (6.68 m)
Deck length19' 10" (6.05 m)
Deck width8' 6" (2.59 m)
Max. recommended HP90
Fuel capacity32.1 gal. (121.51 L)
Pontoon log length20' 4" (6.20 m)
Pontoon log diameter24" (60.96 cm)
Pontoon log material0.080 5052 marine alloy
Max. person capacity10

Max. person weight1,370 lbs. (621.42 kg)
Max. person, engine & gear weight1,900 lbs. (861.83 kg)
Interior depth26" (66.04 cm)
Average weight2,079 lbs. (943.02 kg)
Average package weight3,742 lbs. (1,697.34 kg)
Package height8' 9" (2.67 m)
Package width8' 6" (2.59 m)
Towing length30' 2" (9.19 m)
Storage length30' 2" (9.19 m)

Standard Features

Comfort, Convenience & Peace of Mind

- 10-LIFE™ Limited Lifetime Warranty
- NMMA® certified
- NEW 9' (2.74 m) color-keyed Bimini top w/LED courtesy lights & protective boot
- Front zipper on Bimini top to join optional forward Bimini together
- QUICKLIFT® Bimini top deployment system
- Storage pockets in Bimini top
- Inward-opening gates
- Port & starboard LED navigation lights
- Bimini-mounted anchor/navigation light
- 4 folding mooring cleats
- Engine-stop safety lanyard, fire extinguisher & horn

Console

- Deluxe soft-touch sport steering wheel
- 4:2 ratio no-feedback steering
- Tinted windscreen
- Below-console cooler/storage space
- Small items tray & drink holders
- Built-in footrest w/non-skid pad
- NEW AM/FM Bluetooth™-capable stereo w/2 speakers
- Illuminated tachometer, trim & fuel gauges
- Lighted rocker switches
- Mercury® binnacle control box w/trim
- 12V outlet

Interior

- STOW MORE™ system features an added compartment in the seat back for increased storage
- Bow port & starboard couches w/STOW MORE™ system & underseat storage
- Aft L-lounge w/STOW MORE™ system, underseat storage & lockable storage compartment

- High-back swiveling helm bucket seat, reclining & w/self-leveling arms
- Full-width aft swim deck
- NEW woven 16-oz. (.45 kg) marine-grade flooring
- NEW marine-grade, UV-resistant, top-coated upholstery w/26-oz. (.74 kg) base material & multidensity foam
- 2 movable drink holders/armrests
- Removable table w/padded insert, 4 molded-in drink holders & 1 pedestal base location
- Port wheelchair-access gate
- 4-step folding boarding ladder w/grab rails

Performance

- Nose cone & Engine pod wave/spray deflectors
- Factory-matched aluminum propeller

Construction & Exterior

- Color: Charcoal Metallic or Indigo Blue fencing
- NEW exterior styling
- Plasma & laser cutters & robotic welding help ensure precise fit & finish throughout
- Rotomolded furniture bases & backs
- Bow U-channel reinforcement behind deck trim
- 24" (60.96 cm) diameter high-buoyancy multichambered pontoons w/internal bracing for additional strength
- 1-piece full-length M-bracket deck supports
- RAIL-LOCK® system for mounting optional mooring cover
- 1-1/4" (3.18 cm), .090" (.23 cm) thick anodized aluminum fence rails w/NEW decorative styling & taller mid-rail fencing height
- Reinforced bow structure
- Extruded anodized aluminum deck edging w/polished aft corner covers
- All-welded, all-aluminum extended Engine pod w/built-in EPA-compliant fuel system

- Stainless or coated corrosion-resistant fasteners
- 7-ply pressure-treated 3/4" (1.91 cm) deck w/Limited Lifetime Warranty
- Full-width heavy-duty extruded Z-bar deck supports that are thru-bolted to M-brackets
- Elevated fence panels for deck drainage & ventilation
- Sound- & vibration-deadening fence insulation
- Box-beam all-aluminum transom for strength & longevity

Electrical

- Easy-access marine-grade automotive-style fuse panel w/latching fuse block door
- Protective abrasion-resistant wire wrap
- Water-resistant connectors
- Interior courtesy lighting

Optional Features

Accessories

- NEW Bimini top drop-down curtain\$210
- Coastal kit\$95
- SUN TRACKER® soft cooler for STOW MORE™ compartment\$40
- NEW rail adaptor for propane BBQ grill\$40
- Rail mount for propane BBQ grill\$55
- Rail-mounted propane BBQ grill\$225

- Ski tower (dealer installation not included)\$600
- Underpinning kit (dealer installation not included)\$550

Tops & Covers

- RAIL-LOCK® snapless mooring cover w/detachable, trailering bow extension—Charcoal or Navy Blue\$965

Trailer

- Tandem-axle trailer w/brakes on both axles\$3,375

PARTY BARGE® 22 DLX



Engines

Mercury®	
25 ELPT FourStroke\$22,695
60 ELPT FourStroke Command Thrust\$25,395
90 ELPT FourStroke Command Thrust\$27,495
115 ELPT FourStroke Command Thrust\$28,495
115 ELPT Pro XS® FourStroke Command Thrust\$28,855
150 L FourStroke\$30,895

Specifications

Overall length24' 2" (7.37 m)
Deck length22' 1" (6.73 m)
Deck width8' 6" (2.59 m)
Max. recommended HP150
Fuel capacity32.1 gal. (121.51 L)
Pontoon log length22' 3" (6.78 m)
Pontoon log diameter24" (60.96 cm)
Pontoon log material0.080 5052 marine alloy
Max. person capacity11

Max. person weight1,500 lbs. (680.39 kg)
Max. person, engine & gear weight2,200 lbs. (997.90 kg)
Interior depth26" (66.04 cm)
Average weight2,079 lbs. (943.02 kg)
Average package weight3,913 lbs. (1,774.91 kg)
Package height8' 10" (2.69 m)
Package width8' 6" (2.59 m)
Towing length32' 4" (9.86 m)
Storage length32' 4" (9.86 m)

Standard Features

Comfort, Convenience & Peace of Mind

- 10-LIFE™ Limited Lifetime Warranty
- NMMA® certified
- NEW 11' (3.35 m) color-keyed Bimini top w/LED courtesy lights & protective boot
- NEW Bazooka® Party Bar stereo & speakers in the Bimini top
- Front zipper on Bimini top to join optional forward Bimini together
- QUICKLIFT® Bimini top deployment system
- Storage pockets in Bimini top
- Inward-opening gates
- Port & starboard LED navigation lights
- Bimini-mounted anchor/navigation light
- 4 folding mooring cleats
- Engine-stop safety lanyard, fire extinguisher & horn

Console

- Deluxe soft-touch sport steering wheel
- 4:2 ratio no-feedback steering
- Tinted, removable windscreen
- Below-console cooler/storage space w/door
- Small items tray & drink holders
- Built-in footrest w/non-skid pad
- Bluetooth™-capable interface for Bazooka® Party Bar
- Tachometer, trim meter/speedometer & fuel & hour gauges
- Lighted rocker switches
- Mercury® binnacle control box w/trim
- 12V outlet

Interior

- STOW MORE™ system features an added compartment in the seat back for increased storage

- Bow port & starboard couches w/STOW MORE™ system & underseat storage
- Aft port couch w/STOW MORE™ system & underseat storage
- Aft starboard couch w/STOW MORE™ system & lockable underseat storage
- High-back swiveling helm bucket seat, reclining & w/self-leveling arms
- Full-width aft swim deck
- Woven 16-oz. (.45 kg) marine-grade flooring
- NEW marine-grade, UV-resistant, top-coated upholstery w/26-oz. (.74 kg) base material & multidensity foam
- 2 movable drink holders/armrests
- Removable table w/padded insert, 4 molded-in drink holders & 2 pedestal base locations
- Port wheelchair-access gate
- 4-step folding boarding ladder w/grab rails

Performance

- Nose cone & Engine pod wave/spray deflectors
- Factory-matched aluminum propeller

Construction & Exterior

- Color: Black Metallic or Caribou Metallic fencing
- NEW exterior styling
- Plasma & laser cutters & robotic welding help ensure precise fit & finish throughout
- Built-in footrest w/non-skid pad
- Bluetooth™-capable interface for Bazooka® Party Bar
- Tachometer, trim meter/speedometer & fuel & hour gauges
- Lighted rocker switches
- Mercury® binnacle control box w/trim
- 12V outlet

- 1-1/4" (3.18 cm), .090" (.23 cm) thick anodized aluminum fence rails w/NEW decorative styling & taller mid-rail fencing height
- Reinforced bow structure
- Extruded anodized aluminum deck edging w/polished aft corner covers
- All-welded, all-aluminum extended Engine pod w/built-in EPA-compliant fuel system
- Stainless or coated corrosion-resistant fasteners
- 7-ply pressure-treated 3/4" (1.91 cm) deck w/Limited Lifetime Warranty
- Full-width heavy-duty extruded Z-bar deck supports that are thru-bolted to M-brackets
- Elevated fence panels for deck drainage & ventilation
- Sound- & vibration-deadening fence insulation
- Box-beam all-aluminum transom for strength & longevity

Electrical

- Easy-access marine-grade automotive-style fuse panel w/latching fuse block door
- Protective abrasion-resistant wire wrap
- Water-resistant connectors
- Interior courtesy lighting

PARTY BARGE® 22 XP3



Engines

Mercury®	
115 ELPT FourStroke Command Thrust\$34,995
150 L FourStroke\$37,395
200 L FourStroke\$41,145

Specifications

Overall length24' 2" (7.37 m)
Deck length22' 1" (6.73 m)
Deck width8' 6" (2.59 m)
Max. recommended HP200
Fuel capacity52 gal. (196.84 L)
Pontoon log length22' 3" (6.78 m)
Pontoon log diameter26" (66.04 cm)
Pontoon log material0.100 5052 marine alloy
Max. person capacity11

Max. person weight1,600 lbs. (725.75 kg)
Max. person, engine & gear weight2,400 lbs. (1,088.62 kg)
Interior depth26" (66.04 cm)
Average weight2,979 lbs. (1,351.25 kg)
Average package weight4,975 lbs. (2,256.62 kg)
Package height8' 11" (2.72 m)
Package width8' 6" (2.59 m)
Towing length32' 4" (9.86 m)
Storage length32' 4" (9.86 m)

Standard Features

Comfort, Convenience & Peace of Mind

- 10-LIFE™ Limited Lifetime Warranty
- NMMA® certified
- NEW 11' (3.35 m) color-keyed Bimini top w/LED courtesy lights & protective boot
- NEW Bazooka® Party Bar stereo & speakers in the Bimini top
- Front zipper on Bimini top to join optional forward Bimini together
- QUICKLIFT® Bimini top deployment system
- Storage pockets in Bimini top
- Inward-opening gates
- Port & starboard LED navigation lights
- Bimini-mounted anchor/navigation light
- 4 folding mooring cleats
- Engine-stop safety lanyard, fire extinguisher & horn

Console

- Deluxe soft-touch sport steering wheel
- Hydraulic steering w/tilt
- Tinted, removable windscreen
- Below-console cooler/storage space w/door
- Small items tray & drink holders
- Built-in footrest w/non-skid pad
- Bluetooth™-capable for Bazooka® Party Bar
- Tachometer, trim meter/speedometer & fuel & hour gauges
- Lighted rocker switches w/NEW bilge switch
- Mercury® binnacle control box w/trim
- 12V outlet

Interior

- STOW MORE™ system features an added compartment in the seat back for increased storage

- Bow port & starboard couches w/STOW MORE™ system & underseat storage
- NEW 88" (2.24 m) long, 23" (58.42 cm) deep lighted in-floor storage compartment w/bilge pump in center log
- Aft port couch w/STOW MORE™ system & underseat storage
- Aft starboard couch w/STOW MORE™ system & lockable underseat storage
- High-back swiveling helm bucket seat, reclining & w/self-leveling arms
- Full-width aft swim deck
- Receptacle for optional ski tow pylon
- Woven 16-oz. (.45 kg) marine-grade flooring
- NEW marine-grade, UV-resistant, top-coated upholstery w/26-oz. (.74 kg) base material & multidensity foam
- 2 movable drink holders/armrests
- Removable table w/padded insert, 4 molded-in drink holders & 2 pedestal base locations
- Port wheelchair-access gate
- 4-step folding boarding ladder w/grab rails

Performance

- XPS performance package – strakes on inboard side of outer logs & both sides of center tube
- Nose cone & Engine pod wave/spray deflectors
- Factory-matched aluminum propeller

Construction & Exterior

- Color: Copper Red or Indigo Blue fencing
- NEW exterior styling w/XPS graphics package
- Plasma & laser cutters & robotic welding help ensure precise fit & finish throughout
- Rotomolded furniture bases & backs
- Bow U-channel reinforcement behind deck trim

- Three 26" (66.04 cm) diameter XPS high-performance multichambered pontoon logs w/welded-on lifting strakes & internal bracing for additional strength
- 1-piece full-length M-bracket deck supports
- RAIL-LOCK® system for mounting optional mooring cover
- 1-1/4" (3.18 cm), .090" (.23 cm) thick anodized aluminum fence rails w/NEW decorative styling & taller mid-rail fencing height
- Reinforced bow & stern structures
- Factory-installed underpinning
- Extruded anodized aluminum deck edging w/polished aft corner covers
- All-welded, all-aluminum extended Engine pod w/built-in EPA-compliant fuel system
- Stainless or coated corrosion-resistant fasteners
- 7-ply pressure-treated 3/4" (1.91 cm) deck w/Limited Lifetime Warranty
- Full-width heavy-duty extruded Z-bar deck supports that are thru-bolted to M-brackets
- Elevated fence panels for deck drainage & ventilation
- Sound- & vibration-deadening fence insulation
- Box-beam all-aluminum transom for strength & longevity

Electrical

- NEW 500 GPH (1892.71 LPH) Ultima auto bilge pump
- Easy-access marine-grade automotive-style fuse panel w/latching fuse block door
- Protective abrasion-resistant wire wrap
- Water-resistant connectors
- Interior courtesy lighting

Optional Features

Accessories

- NEW Bimini top drop-down curtain\$210
- Coastal kit\$95
- SUN TRACKER® soft cooler for STOW MORE™ compartment\$40
- NEW rail adaptor for propane BBQ grill\$40
- Rail mount for propane BBQ grill\$55

- Rail-mounted propane BBQ grill\$225
- Ski tow pylon\$205

Tops & Covers

- RAIL-LOCK® snapless mooring cover w/detachable, trailering bow extension—Light Sand or Navy Blue\$1,050

Trailer

- Tandem-axle trailer w/brakes on both axles\$3,695

PARTY BARGE® 22 RF DLX



Engines

Mercury®

9.9 ELPT FourStroke Command Thrust ProKicker	\$21,075
25 ELPT FourStroke.....	\$22,895
60 ELPT FourStroke Command Thrust	\$25,595
90 ELPT FourStroke Command Thrust	\$27,695
115 ELPT FourStroke Command Thrust	\$28,695
115 ELPT Pro XS® FourStroke Command Thrust	\$29,055
150 L FourStroke	\$31,095

Specifications

Overall length.....	24' 2" (7.37 m)	Max. person weight	1,500 lbs. (680.39 kg)
Deck length.....	22' 1" (6.73 m)	Max. person, engine & gear weight.....	2,200 lbs. (997.90 kg)
Deck width.....	8' 6" (2.59 m)	Interior depth.....	26" (66.04 cm)
Max. recommended HP.....	150	Average weight	2,299 lbs. (1,042.81 kg)
Fuel capacity.....	32.1 gal. (121.51 l)	Average package weight	4,133 lbs. (1,874.70 kg)
Pontoon log length.....	22' 3" (6.78 m)	Package height.....	8' 10" (2.69 m)
Pontoon log diameter	24" (60.96 cm)	Package width.....	8' 6" (2.59 m)
Pontoon log material	0.080 5052 marine alloy	Towing length.....	32' 4" (9.86 m)
Max. person capacity.....	11	Storage length.....	32' 4" (9.86 m)

Standard Features

Comfort, Convenience & Peace of Mind

- 10+LIFE™ Limited Lifetime Warranty
- NMMA® certified
- NEW IT! (3.35 m) color-keyed Bimini top w/LED courtesy lights & protective boot
- NEW Bazooka® Party Bar stereo & speakers in the Bimini top
- Front zipper on Bimini top to join optional forward Bimini together
- QUICKLIFT® Bimini top deployment system
- Storage pockets in Bimini top
- Inward-opening gates
- Port & starboard LED navigation lights
- Bimini-mounted anchor/navigation light
- 4 folding mooring cleats
- Engine-stop safety lanyard, fire extinguisher & horn
- Bow port & starboard couches w/STOW MORE™ system & underseat storage
- Midship port L-lounge w/STOW MORE™ system & underseat storage
- Aft port rear-facing double lounge w/STOW MORE™ system, underseat storage & pop-up changing room
- Aft starboard couch w/STOW MORE™ system & lockable underseat storage
- High-back swiveling helm bucket seat, reclining & w/self-leveling arms
- Full-width aft swim deck
- Woven 16-oz. (.45 kg) marine-grade flooring
- NEW marine-grade, UV-resistant, top-coated upholstery w/26-oz. (.74 kg) base material & multidensity foam
- Inward-opening gates
- 2 movable drink holders/armrests
- Removable table w/padded insert, 4 molded-in drink holders & 2 pedestal base locations
- Port wheelchair-access gate
- 4-step folding boarding ladder w/grab rails

Console

- Deluxe soft-touch sport steering wheel
- 4:2 ratio no-feedback steering
- Tinted, removable windscreen
- Below-console cooler/storage space w/door
- Small items tray & drink holders
- Built-in footrest w/non-skid pad
- Bluetooth™-capable interface for Bazooka® Party Bar
- Tachometer, trim meter/speedometer & fuel & hour gauges
- Lighted rocker switches
- Mercury® binnacle control box w/trim
- 12V outlet

Interior

- STOW MORE™ system features an added compartment in the seat back for increased storage
- Bow port & starboard couches w/STOW MORE™ system & underseat storage

Optional Features

Accessories

- Coastal kit\$95
- SUN TRACKER® soft cooler for STOW MORE™ compartment\$40
- NEW rail adaptor for propane BBQ grill\$40
- Rail mount for propane BBQ grill\$55
- Rail-mounted propane BBQ grill\$225
- Ski tower (dealer installation not included).....\$600
- Underpinning kit (dealer installation not included).....\$635

Tops & Covers

- RAIL-LOCK® snapless mooring cover w/detachable, trailering bow extension—Black or Light Sand\$1,050

Trailer

- Tandem-axle trailer w/brakes on both axles.....\$3,550

PARTY BARGE® 22 RF XP3



Engines

Mercury®

115 ELPT FourStroke Command Thrust	\$34,995
150 L FourStroke	\$37,395
200 L FourStroke.....	\$41,145

Specifications

Overall length.....	24' 2" (7.37 m)	Max. person weight	1,600 lbs. (725.75 kg)
Deck length.....	22' 1" (6.73 m)	Max. person, engine & gear weight.....	2,400 lbs. (1,088.62 kg)
Deck width.....	8' 6" (2.59 m)	Interior depth.....	26" (66.04 cm)
Max. recommended HP.....	200	Average weight	2,979 lbs. (1,351.25 kg)
Fuel capacity.....	52 gal. (196.84 l)	Average package weight	4,969 lbs. (2,253.90 kg)
Pontoon log length.....	22' 3" (6.78 m)	Package height.....	8' 11" (2.72 m)
Pontoon log diameter	26" (66.04 cm)	Package width.....	8' 6" (2.59 m)
Pontoon log material	0.100 5052 marine alloy	Towing length.....	32' 4" (9.86 m)
Max. person capacity.....	11	Storage length.....	32' 4" (9.86 m)

Standard Features

Comfort, Convenience & Peace of Mind

- 10+LIFE™ Limited Lifetime Warranty
- NMMA® certified
- NEW IT! (3.35 m) color-keyed Bimini top w/LED courtesy lights & protective boot
- NEW Bazooka® Party Bar stereo & speakers in the Bimini top
- Front zipper on Bimini top to join optional forward Bimini together
- QUICKLIFT® Bimini top deployment system
- Storage pockets in Bimini top
- Inward-opening gates
- Port & starboard LED navigation lights
- Bimini-mounted anchor/navigation light
- 4 folding mooring cleats
- Engine-stop safety lanyard, fire extinguisher & horn
- Reinforced bow structure
- Extruded anodized aluminum deck edging w/polished aft corner covers
- All-welded, all-aluminum extended Engine pod w/built-in EPA-compliant fuel system
- Stainless or coated corrosion-resistant fasteners
- 7-ply pressure-treated 3/4" (1.91 cm) deck w/Limited Lifetime Warranty
- Full-width heavy-duty extruded Z-bar deck supports that are thru-bolted to M-brackets
- Elevated fence panels for deck drainage & ventilation
- Sound- & vibration-deadening fence insulation
- Box-beam all-aluminum transom for strength & longevity

Console

- Deluxe soft-touch sport steering wheel
- Hydraulic steering w/tilt
- Tinted, removable windscreen
- Below-console cooler/storage space w/door
- Small items tray & drink holders
- Built-in footrest w/non-skid pad
- Bluetooth™-capable interface for Bazooka® Party Bar
- Tachometer, trim meter/speedometer & fuel & hour gauges
- Lighted rocker switches w/NEW bilge switch
- Mercury® binnacle control box w/trim
- 12V outlet

Interior

- STOW MORE™ system features an added compartment in the seat back for increased storage
- Bow port & starboard couches w/STOW MORE™ system & underseat storage

Optional Features

Accessories

- Coastal kit\$95
- SUN TRACKER® soft cooler for STOW MORE™ compartment\$40
- NEW rail adaptor for propane BBQ grill\$40
- Rail mount for propane BBQ grill\$55
- Rail-mounted propane BBQ grill\$225
- Ski tow pylon.....\$205

Tops & Covers

- RAIL-LOCK® snapless mooring cover w/detachable, trailering bow extension—Light Sand or Navy Blue\$1,050

Trailer

- Tandem-axle trailer w/brakes on both axles.....\$3,695

PARTY BARGE® 24 DLX



Engines

Mercury®

9.9 ELPT FourStroke Command Thrust ProKicker	\$23,375
25 ELPT FourStroke.....	\$25,195
115 ELPT FourStroke Command Thrust	\$30,995
115 ELPT Pro XS® FourStroke Command Thrust	\$31,355
150 L FourStroke	\$33,395

Specifications

Overall length.....	26' 2" (7.98 m)	Max. person weight	1,685 lbs. (764.30 kg)
Deck length.....	24' 1" (7.34 m)	Max. person, engine & gear weight.....	2,350 lbs. (1,065.94 kg)
Deck width.....	8' 6" (2.59 m)	Interior depth.....	26" (66.04 cm)
Max. recommended HP.....	150	Average weight	2,316 lbs. (1,050.52 kg)
Fuel capacity.....	32.1 gal. (121.51 l)	Average package weight	4,392 lbs. (1,992.18 kg)
Pontoon log length.....	23' 7" (7.19 m)	Package height.....	8' 9" (2.67 m)
Pontoon log diameter	24" (60.96 cm)	Package width.....	8' 6" (2.59 m)
Pontoon log material	0.080 5052 marine alloy	Towing length.....	37' 9" (11.51 m)
Max. person capacity.....	12	Storage length.....	37' 9" (11.51 m)

Standard Features

Comfort, Convenience & Peace of Mind

- 10+LIFE™ Limited Lifetime Warranty
- NMMA® certified
- NEW IT! (3.35 m) color-keyed Bimini top w/LED courtesy lights & protective boot
- NEW Bazooka® Party Bar stereo & speakers in the Bimini top
- Front zipper on Bimini top to join optional forward Bimini together
- QUICKLIFT® Bimini top deployment system
- Storage pockets in Bimini top
- Inward-opening gates
- Port & starboard LED navigation lights
- Bimini-mounted anchor/navigation light
- 4 folding mooring cleats
- Engine-stop safety lanyard, fire extinguisher & horn
- Reinforced bow structure
- Extruded anodized aluminum deck edging w/polished aft corner covers
- All-welded, all-aluminum extended Engine pod w/built-in EPA-compliant fuel system
- Stainless or coated corrosion-resistant fasteners
- 7-ply pressure-treated 3/4" (1.91 cm) deck w/Limited Lifetime Warranty
- Full-width heavy-duty extruded Z-bar deck supports that are thru-bolted to M-brackets
- Elevated fence panels for deck drainage & ventilation
- Sound- & vibration-deadening fence insulation
- Box-beam all-aluminum transom for strength & longevity

Console

- Deluxe soft-touch sport steering wheel
- 4:2 ratio no-feedback steering
- Tinted, removable windscreen
- Below-console cooler/storage space w/door
- Small items tray & drink holders
- Built-in footrest w/non-skid pad
- Bluetooth™-capable interface for Bazooka® Party Bar
- Tachometer, trim meter/speedometer & fuel & hour gauges
- Lighted rocker switches
- Mercury® binnacle control box w/trim
- 12V outlet

Interior

- STOW MORE™ system features an added compartment in the seat back for increased storage
- Bow port & starboard couches w/STOW MORE™ system & underseat storage

Optional Features

Accessories

- NEW Bimini top drop-down curtain\$210
- Coastal kit\$95
- SUN TRACKER® soft cooler for STOW MORE™ compartment\$40
- NEW rail adaptor for propane BBQ grill\$40
- Rail mount for propane BBQ grill\$55
- Rail-mounted propane BBQ grill\$225
- Ski tower (dealer installation not included).....\$600
- Underpinning kit (dealer installation not included).....\$695

Tops & Covers

- RAIL-LOCK® snapless mooring cover w/detachable, trailering bow extension—Charcoal or Light Sand\$1,120

Trailer

- Tandem-axle trailer w/brakes on both axles.....\$3,695

PARTY BARGE® 24 XP3



Engines

Mercury®

150 L FourStroke	\$39,595
200 L FourStroke.....	\$43,345
225 L FourStroke	\$44,695
250 L FourStroke	\$47,645

Specifications

Overall length.....	26' 2" (7.98 m)	Max. person weight	1,900 lbs. (861.82 kg)
Deck length.....	24' 1" (7.34 m)	Max. person, engine & gear weight.....	2,800 lbs. (1,270.06 kg)
Deck width.....	8' 6" (2.59 m)	Interior depth.....	26" (66.04 cm)
Max. recommended HP.....	250	Average weight	3,359 lbs. (1,523.62 kg)
Fuel capacity.....	52 gal. (196.84 l)	Average package weight	5,683 lbs. (2,577.77 kg)
Pontoon log length.....	24' 11" (7.59 m)	Package height.....	8' 10" (2.69 m)
Pontoon log diameter	26" (66.04 cm)	Package width.....	8' 6" (2.59 m)
Pontoon log material	0.100 5052 marine alloy	Towing length.....	37' 9" (11.51 m)
Max. person capacity.....	12	Storage length.....	37' 9" (11.51 m)

Standard Features

Comfort, Convenience & Peace of Mind

- 10+LIFE™ Limited Lifetime Warranty
- NMMA® certified
- NEW IT! (3.35 m) color-keyed Bimini top w/LED courtesy lights & protective boot
- NEW Bazooka® Party Bar stereo & speakers in the Bimini top
- Front zipper on Bimini top to join optional forward Bimini together
- QUICKLIFT® Bimini top deployment system
- Storage pockets in Bimini top
- Inward-opening gates
- Port & starboard LED navigation lights
- Bimini-mounted anchor/navigation light
- 4 folding mooring cleats
- Engine-stop safety lanyard, fire extinguisher & horn
- Reinforced bow structure
- Extruded anodized aluminum deck edging w/polished aft corner covers
- All-welded, all-aluminum extended Engine pod w/built-in EPA-compliant fuel system
- Stainless or coated corrosion-resistant fasteners
- 7-ply pressure-treated 3/4" (1.91 cm) deck w/Limited Lifetime Warranty
- Full-width heavy-duty extruded Z-bar deck supports that are thru-bolted to M-brackets
- Elevated fence panels for deck drainage & ventilation
- Sound- & vibration-deadening fence insulation
- Box-beam all-aluminum transom for strength & longevity

Console

- Deluxe soft-touch sport steering wheel
- Hydraulic steering w/tilt
- Tinted, removable windscreen
- Below-console cooler/storage space w/door
- Small items tray & drink holders
- Built-in footrest w/non-skid pad
- Bluetooth™-capable interface for Bazooka® Party Bar
- Tachometer, trim meter/speedometer & fuel & hour gauges
- Lighted rocker switches w/NEW bilge switch
- Mercury® binnacle control box w/trim
- 12V outlet

Interior

- STOW MORE™ system features an added compartment in the seat back for increased storage
- Bow port & starboard couches w/STOW MORE™ system & underseat storage

Optional Features

Accessories

- NEW Bimini top drop-down curtain\$210
- Coastal kit\$95
- SUN TRACKER® soft cooler for STOW MORE™ compartment\$40
- NEW rail adaptor for propane BBQ grill\$40
- Rail mount for propane BBQ grill\$55
- Rail-mounted propane BBQ grill\$225
- Ski tower (dealer installation not included).....\$600
- Underpinning kit (dealer installation not included).....\$695

Tops & Covers

- RAIL-LOCK® snapless mooring cover w/detachable, trailering bow extension—Black or Navy Blue\$1,120

Trailer

- Tandem-axle trailer w/brakes on both axles.....\$3,895

BASS BUGGY[™] 16 XL



Engines

Mercury[™]

20 ELPT FourStroke	\$10,995
50 ELPT FourStroke Command Thrust	\$12,595

Specifications

Length	18' 5"
Deck length	16'
Deck width	8'
Max. recommended HP	50HP
Fuel capacity (portable)	6.6 gal.
Pontoon log length	16' 7"
Pontoon log diameter	24"
Pontoon log material	0.080 5052 marine alloy
Max. person capacity	7 persons
Max. person weight	1,090 lbs.
Max. person, motor & gear weight	1,550 lbs.

Interior depth	24"
Average weight	1,310 lbs.
Average package weight	2,427 lbs.
Package height	8' 8"
Package width	8' 3"
Towing length	25' 1"
Storage length	24' 10"

Standard Features

Comfort, Convenience & Peace of Mind

- 10-LIFE[™] Limited Lifetime Warranty
- NMMA[®] certified
- Nylon gate latches & heavy-duty hinges that open inward
- Port & starboard LED navigation lights
- Anchor/navigation light
- 4 mooring cleats
- Motor-stop safety lanyard
- Fire extinguisher & horn
- Livewell Systems
- Forward-console 9-gal. (34.07 L) aerated livewell w/ padded cushion

Console

- Sport steering wheel
- 4:2 ratio no-feedback steering for responsive, easy turning
- Vertical rod holder
- Below-console storage space w/curtain
- Integrated small items tray
- Drink holders
- Illuminated tachometer
- Rocker switches
- Side-mounted controls w/trim
- 12V outlet

Interior

- Clam-shell fishing chairs constructed w/all-composite seat frames w/heavy-duty 2-3/8" (6 cm) diameter pedestals
- Bow fishing positions w/2 removable folding fishing chairs

- Forward-console seat w/molded-in grab handles & below-cushion livewell w/shutoff valve
- Aft L-lounge w/underseat storage
- Adjustable helm bucket seat w/swivel
- Woven 16-oz. (.45 kg) marine-grade flooring throughout
- Marine-grade, UV-resistant, top-coated upholstery w/26-oz. (.74 kg) base material
- Port wheelchair-access gate
- Aft swim deck
- 4-step folding boarding ladder w/grab rails

Performance

- Nose cone & motor pod wave/spray deflectors for a drier ride
- Factory-matched aluminum prop

Construction & Exterior

- Color: Indigo Blue
- Plasma & laser cutters & robotic welding help ensure precise fit & finish throughout
- Rotomolded couches & backs for furniture w/Diamante Pepper accent
- Fishing seats w/Diamante Pepper accent
- 24" (60.96 cm) diameter high-buoyancy multichambered pontoons w/internal bracing for additional strength
- RAIL-LOCK[™] system for mounting optional tops & optional mooring cover
- High-sheen fence finish for long-lasting good looks
- 1-1/4" (3.18 cm), .090" (.23 cm) thick anodized aluminum fence rails w/decorative styling
- Extruded anodized aluminum deck edging w/polished corner covers
- Stainless or coated corrosion-resistant fasteners

Optional Features

Packages

- Select package w/7' polyester Bimini top w/protective boot, easy-to-adjust straps & trailing-position arms, wraparound tinted plexiglass windscreen & AM/FM Bluetooth[™] -capable stereo w/2 speakers\$995
- Fish package w/Lowrance[®] HOOK² 4x fishfinder w/Bullet & Minn Kota[®] PowerDrive[™] 12V, 55-lb. (24.95 kg) thrust, 54" (1.37 m) shaft, foot-control trolling motor (trolling battery & dealer installation not included)

Trailer	
• Single-axle trailer	\$2,095
• Single-axle trailer w/brakes	\$2,420

ACCESSORIES

Coastal kit (available through parts department, dealer installed)	\$95
SUN TRACKER [™] soft cooler (available through parts department)	\$40

Tops & Covers

- RAIL-LOCK[™] snapless mooring cover w/detachable, trailering bow extension—Navy Blue or Black

Trailer

• Single-axle trailer	\$2,095
• Single-axle trailer w/brakes	\$2,420

BASS BUGGY[™] 18 DLX



Engines

Mercury[™]

20 ELPT FourStroke	\$14,755
25 ELPT FourStroke	\$15,695
40 ELPT FourStroke Command Thrust	\$17,395
60 ELPT FourStroke Command Thrust	\$18,995
75 ELPT FourStroke	\$20,195

Specifications

Overall length	20' (6.10 m)
Deck length	17' 8" (5.38 m)
Deck width	8' 2" (2.49 m)
Max. recommended HP	75
Fuel capacity	32.1 gal. (121.51 L)
Pontoon log length	18' 4" (5.59 m)
Pontoon log diameter	24" (60.96 cm)
Pontoon log material	0.080 5052 marine alloy
Max. person capacity	8

Max. person weight	1,200 lbs. (544.31 kg)
Max. person, engine & gear weight	1,775 lbs. (805.13 kg)
Interior depth	24" (60.96 cm)
Average weight	1,470 lbs. (666.78 kg)
Average package weight	2,983 lbs. (1,353.07 kg)
Package height	8' 8" (2.64 m)
Package width	8' 2" (2.49 m)
Towing length	27' 5" (8.36 m)
Storage length	27' 5" (8.36 m)

Standard Features

Comfort, Convenience & Peace of Mind

- 10-LIFE[™] Limited Lifetime Warranty
- NMMA[®] certified
- NEW 9' (2.74 m) color-keyed Bimini top w/LED courtesy lights & protective boot
- QUICKLIFT[™] Bimini top deployment system
- Storage pockets in Bimini top
- Inward-opening gates
- Port & starboard LED navigation lights
- Bimini-mounted anchor/navigation light
- 4 mooring cleats
- Engine-stop safety lanyard, fire extinguisher & horn

Livewell Systems

- Forward-console 9-gal. (34.07 L) aerated livewell w/padded cushion
- Aft rotomolded compartment w/8-gal. (30.28 L) aerated livewell w/shutoff valve, drink holder, rod holder, battery storage & composite lid w/ruler

Console

- Sport steering wheel
- 4:2 ratio no-feedback steering
- Tinted windscreen
- Vertical rod holder
- Below-console storage space w/curtain
- Small items tray & drink holders
- NEW AM/FM Bluetooth[™] -capable stereo w/2 speakers
- Illuminated tachometer & fuel gauge
- Rocker switches
- Side-mounted controls w/trim
- 12V outlet

Interior

- Fishing chairs constructed w/all-composite seat frames w/heavy-duty 2-3/8" (6 cm) diameter pedestals
- Bow & aft fishing positions w/3 removable folding fishing chairs
- Forward-console seat w/molded-in grab handles & below-cushion livewell w/shutoff valve
- Aft L-lounge w/underseat storage
- Adjustable helm bucket seat w/swivel
- Bow-rail-mounted rod, drink & tool holders
- Fore & aft vertical rod holders
- NEW woven 16-oz. (.45 kg) marine-grade flooring
- NEW marine-grade, UV-resistant, top-coated upholstery w/26-oz. (.74 kg) base material & multidensity foam
- Port wheelchair-access gate
- 4-step folding boarding ladder w/grab rails

Performance

- Nose cone & Engine pod wave/spray deflectors
- Factory-matched aluminum propeller

Construction & Exterior

- Color: Black Metallic or Copper Red fencing
- NEW exterior styling
- Plasma & laser cutters & robotic welding help ensure precise fit & finish throughout
- Rotomolded furniture bases & backs
- Bow U-channel reinforcement behind deck trim
- 24" (60.96 cm) diameter high-buoyancy multichambered pontoons w/internal bracing for additional strength
- RAIL-LOCK[™] system for mounting optional mooring cover
- 1-1/4" (3.18 cm), .090" (.23 cm) thick anodized aluminum fence rails w/decorative styling
- Extruded anodized aluminum deck edging w/polished aft corner covers

Optional Features

Fish Packages

- Fish package w/Lowrance[®] HOOK² 4x fishfinder w/Bullet transducer & Minn Kota[®] PowerDrive[™] 12V, 55-lb. (24.95 kg) thrust, 54" (1.37 m) shaft, foot-control trolling motor (trolling battery & dealer installation not included)

Accessories

• Single-axle trailer	\$210
• Coastal kit	\$95
• NEW rail adaptor for propane BBQ grill	\$40

• Rail mount for propane BBQ grill	\$55
• Rail-mounted propane BBQ grill	\$225
• Underpinning kit (dealer installation not included)	\$535

Tops & Covers

- RAIL-LOCK[™] snapless mooring cover w/detachable, trailering bow extension—Black or Light Sand

Trailer

• Single-axle trailer	\$2,150
• Single-axle trailer w/brakes	\$2,475

FISHIN' BARGE[™] 20 DLX



Engines

Mercury[™]

20 ELPT FourStroke	\$17,355
40 ELPT FourStroke Command Thrust	\$19,995
60 ELPT FourStroke Command Thrust	\$20,995
90 ELPT FourStroke Command Thrust	\$23,595

Specifications

Overall length	21' 11" (6.68 m)
Deck length	19' 10" (6.05 m)
Deck width	8' 6" (2.59 m)
Max. recommended HP	90
Fuel capacity	32.1 gal. (121.51 L)
Pontoon log length	20' 4" (6.20 m)
Pontoon log diameter	24" (60.96 cm)
Pontoon log material	0.080 5052 marine alloy
Max. person capacity	10

Max. person weight	1,370 lbs. (621.42 kg)
Max. person, engine & gear weight	1,900 lbs. (861.82 kg)
Interior depth	24" (60.96 cm)
Average weight	1,939 lbs. (879.52 kg)
Average package weight	3,602 lbs. (1,633.84 kg)
Package height	8' 6" (2.59 m)
Package width	8' 6" (2.59 m)
Towing length	30' 4" (9.25 m)
Storage length	30' 4" (9.25 m)

Standard Features

Comfort, Convenience & Peace of Mind

- 10-LIFE[™] Limited Lifetime Warranty
- NMMA[®] certified
- NEW 9' (2.74 m) color-keyed Bimini top w/LED courtesy lights & protective boot
- Front zipper on Bimini top to join optional forward Bimini together
- QUICKLIFT[™] Bimini top deployment system
- Storage pockets in Bimini top
- Inward-opening gates
- Port & starboard LED navigation lights
- Aft L-lounge w/STOW MORE[™] system, underseat storage & lockable storage compartment
- 4 mooring cleats
- Engine-stop safety lanyard, fire extinguisher & horn

Livewell Systems

- Starboard in-couch 10-gal. (37.85 L) aerated livewell w/shutoff valve & padded backrest
- Aft rotomolded compartment w/8-gal. (30.28 L) aerated livewell w/shutoff valve, drink holder, rod holder, battery storage & composite lid w/ruler

Console

- Deluxe soft-touch sport steering wheel
- 4:2 ratio no-feedback steering
- Tinted windscreen
- Below-console cooler/storage space
- Small items tray & drink holders
- Built-in footrest w/non-skid pad
- AM/FM Bluetooth[™] -capable stereo w/2 speakers
- Illuminated tachometer, trim & fuel gauges
- Lighted rocker switches

Standard Features

Comfort, Convenience & Peace of Mind

- 10-LIFE[™] Limited Lifetime Warranty
- NMMA[®] certified
- NEW 9' (2.74 m) color-keyed Bimini top w/LED courtesy lights & protective boot
- Bow port & starboard rotomolded boxes w/storage, rulers & drink holders
- Fishing chairs constructed w/all-composite seat frames w/heavy-duty 2-3/8" (6 cm) diameter pedestals
- Bow & aft fishing positions w/3 removable folding fishing chairs
- Forward-console couch w/STOW MORE[™] system & below-cushion livewell w/shutoff valve
- Aft L-lounge w/STOW MORE[™] system, underseat storage & lockable storage compartment
- Aft storage net
- High-back swiveling helm bucket seat, reclining & w/self-leveling arms
- Interior
- Bow-rail-mounted rod, drink & tool holders
- Fore & aft vertical rod holders
- Woven 16-oz. (.45 kg) marine-grade flooring
- NEW marine-grade, UV-resistant, top-coated upholstery w/26-oz. (.74 kg) base material & multidensity foam
- Movable drink holder/armrest
- Removable table w/padded insert, 4 molded-in drink holders & 1 pedestal base location
- Port wheelchair-access gate
- 4-step folding boarding ladder w/grab rails

Performance

- Nose cone & Engine pod wave/spray deflectors
- Factory-matched aluminum propeller

Construction & Exterior

- Color: Black Metallic or Copper Red fencing
- NEW exterior styling
- Plasma & laser cutters & robotic welding help ensure precise fit & finish throughout
- Rotomolded furniture bases & backs
- Bow U-channel reinforcement behind deck trim
- 24" (60.96 cm) diameter high-buoyancy multichambered pontoons w/internal bracing for additional strength
- 1-piece full-length M-bracket deck supports
- RAIL-LOCK[™] system for mounting optional mooring cover
- 1-1/4" (3.18 cm), .090" (.23 cm) thick anodized aluminum fence rails w/decorative styling
- Extruded anodized aluminum deck edging w/polished aft corner covers
- All-welded, all-aluminum extended Engine pod w/built-in EPA-compliant fuel system
- Stainless or coated corrosion-resistant fasteners
- 7-ply pressure-treated 3/4" (1.91 cm) deck w/Limited Lifetime Warranty
- Full-width heavy-duty extruded Z-bar deck supports that are thru-bolted to M-brackets
- Elevated fence panels for deck drainage & ventilation
- Sound- & vibration-deadening fence insulation
- Box-beam all-aluminum transom for strength & longevity
- Rear boarding platform

Electrical

- Easy-access marine-grade automotive-style fuse panel w/latching fuse block door
- Protective abrasion-resistant wire wrap
- Water-resistant connectors
- Interior courtesy lighting

Optional Features

Fish Packages

- Fish package w/Lowrance[®] HOOK² 5x fishfinder w/SpillShot[™] transducer & GPS & Minn Kota[®] PowerDrive[™] 12V, 55-lb. (24.95 kg) thrust, 54" (1.37 m) shaft, foot-control trolling motor (trolling battery & dealer installation not included)

Accessories

• NEW Bimini top drop-down curtain	\$210
• Coastal kit	\$95
• SUN TRACKER [™] soft cooler for STOW MORE [™] compartment	\$40

• Single-axle trailer w/brakes on both axles	\$3,375
--	---------

• NEW rail adaptor for propane BBQ grill	\$40
• Rail mount for propane BBQ grill	\$55
• Rail-mounted propane BBQ grill	\$225
• Ski tower (dealer installation not included)	\$600
• Underpinning kit (dealer installation not included)	\$530

Tops & Covers

- RAIL-LOCK[™] snapless mooring cover w/detachable, trailering bow extension—Black or Light Sand

Trailer

• Single-axle trailer w/brakes on both axles	\$3,375
--	---------

FISHIN' BARGE[™] 22 DLX



Engines

Mercury[™]

25 ELPT FourStroke	\$22,195
60 ELPT FourStroke Command Thrust	\$24,995
90 ELPT FourStroke Command Thrust	\$26,995
115 ELPT FourStroke Command Thrust	\$27,995
115 ELPT Pro XS [™] FourStroke Command Thrust	\$28,355
150 L FourStroke	\$30,395

Specifications

Overall length	24' 2" (7.37 m)
Deck length	22' 1" (6.73 m)
Interior depth	8' 6" (2.59 m)
Max. recommended HP	150
Fuel capacity	32.1 gal. (121.51 L)
Pontoon log length	22' 3" (6.78 m)
Pontoon log diameter	24" (60.96 cm)
Pontoon log material	0.080 5052 marine alloy
Max. person capacity	11

Max. person weight	1,500 lbs. (680.39 kg)
Max. person, engine & gear weight	2,148 lbs. (974.32 kg)
Interior depth	26" (66.04 cm)
Average weight	2,039 lbs. (924.87 kg)
Average package weight	3,873 lbs. (1,756.76 kg)
Package height	9' (2.74 m)
Package width	8' 6" (2.59 m)
Towing length	32' 4" (9.86 m)
Storage length	32' 4" (9.86 m)

Standard Features

Comfort, Convenience & Peace of Mind

- 10-LIFE[™] Limited Lifetime Warranty
- NMMA[®] certified
- NEW 11' (3.35 m) color-keyed Bimini top w/LED courtesy lights & protective boot
- NEW Bazooka[™] Party Bar stereo & speakers in the Bimini top
- Front zipper on Bimini top to join optional forward Bimini together
- QUICKLIFT[™] Bimini top deployment system
- Storage pockets in Bimini top
- Inward-opening gates
- Port & starboard LED navigation lights
- Bimini-mounted anchor/navigation light
- 4 mooring cleats
- Engine-stop safety lanyard, fire extinguisher & horn

Livewell Systems

- NEW bow port 16-gal. (60.57 L) rotomolded & aerated livewell w/shutoff valve & composite lid w/ruler
- Aft port 16-gal. (60.57 L) aerated livewell w/removable bait bucket & shutoff valve

Console

- Deluxe soft-touch sport steering wheel
- 4:2 ratio no-feedback steering
- Tinted, removable windscreen
- Below-console cooler/storage space w/door
- Small items tray & drink holders
- Built-in footrest w/non-skid pad
- Bluetooth[™] -capable interface for Bazooka[™] Party Bar
- Tachometer, trim meter/speedometer & fuel & hour gauges

- Lighted rocker switches
- Mercury[™] binnacle control box w/trim
- 12V outlet

Interior

- STOW MORE[™] system features an added compartment in the seat back for increased storage
- NEW larger bow port rotomolded box w/livewell, ruler, drink holders & lid
- NEW larger bow starboard rotomolded box w/storage, ruler, drink holders & lid w/room for 24V total battery capacity
- Fishing chairs constructed w/all-composite seat frames w/heavy-duty 2-3/8" (6 cm) diameter pedestals
- Bow & aft fishing positions w/4 removable folding fishing chairs
- Forward-console couch w/STOW MORE[™] system & lockable underseat storage
- Aft L-lounge w/STOW MORE[™] system & underseat storage
- Rear-facing tackle storage in aft L-lounge
- NEW molded aft starboard lockable rod box for 6 rods to 7' 6" (2.29 m) w/lid, rod tube holders & organizer
- High-back swiveling helm bucket seat, reclining & w/self-leveling arms
- Fore & aft vertical rod holders
- Woven 16-oz. (.45 kg) marine-grade flooring
- NEW marine-grade, UV-resistant, top-coated upholstery w/26-oz. (.74 kg) base material & multidensity foam
- Movable drink holder/armrest
- Removable table w/padded insert, 4 molded-in drink holders & 2 pedestal base locations
- Port wheelchair-access gate
- 4-step folding boarding ladder w/grab rails

Electrical

- Easy-access marine-grade automotive-style fuse panel w/latching fuse block door
- Protective abrasion-resistant wire wrap
- Water-resistant connectors
- Interior courtesy lighting

Performance

- Nose cone & Engine pod wave/spray deflectors

Optional Features

Fish Packages

- Fish package w/Lowrance[®] HOOK² 5x fishfinder w/SpillShot[™] transducer & GPS & Minn Kota[®] PowerDrive[™] 12V, 55-lb. (24.95 kg) thrust, 54" (1.37 m) shaft, foot-control trolling motor (trolling battery & dealer installation not included)

Accessories

• NEW Bimini top drop-down curtain	\$210
• Coastal kit	\$95
• SUN TRACKER [™] soft cooler for STOW MORE	

FISHIN' BARGE™ 22 XP3



Engines

Mercury®	
115 ELPT Pro XS™ FourStroke Command Thrust	\$33,595
150 L FourStroke	\$35,995
200 L FourStroke	\$39,745

Specifications

Overall length.....	24' 2" (7.37 m)
Deck length.....	22' 1" (6.73 m)
Deck width.....	8' 6" (2.59 m)
Max. recommended HP.....	200
Fuel capacity.....	52 gal. (196.84 L)
Pontoon log length.....	22' 3" (6.78 m)
Pontoon log diameter.....	26" (66.04 cm)
Pontoon log material.....	0.100 5052 marine alloy
Max. person capacity.....	11

Max. person weight.....	1,575 lbs. (714.41 kg)
Max. person, engine & gear weight.....	2,350 lbs. (1,065.94 kg)
Interior depth.....	26" (66.04 cm)
Average weight.....	2,879 lbs. (1,305.89 kg)
Average package weight.....	4,875 lbs. (2,211.26 kg)
Package height.....	9' 2" (2.79 m)
Package width.....	8' 6" (2.59 m)
Towing length.....	32' 4" (9.86 m)
Storage length.....	32' 4" (9.86 m)

Standard Features

Comfort, Convenience & Peace of Mind

- 10-LIFE™ Limited Lifetime Warranty
- NMMA® certified
- NEW IT™ (3.35 m) color-keyed Bimini top w/LED courtesy lights & protective boot
- NEW Bazooka® Party Bar stereo & speakers in the Bimini top
- Front zipper on Bimini top to join optional forward Bimini together
- QUICKLIFT® Bimini top deployment system
- Storage pockets in Bimini top
- Inward-opening gates
- Port & starboard LED navigation lights
- Bimini-mounted anchor/navigation light
- 4 mooring cleats
- Engine-stop safety lanyard, fire extinguisher & horn

Livewell Systems

- NEW bow port 16-gal. (60.57 L) rotomolded & aerated livewell w/shutoff valve & composite lid w/ruler
- Aft port 16-gal. (60.57 L) aerated livewell w/removable bait bucket & shutoff valve

Console

- Deluxe soft-touch sport steering wheel
- Hydraulic steering w/tilt
- Tinted, removable windshield
- Below-console cooler/storage space w/door
- Small items tray & drink holders
- Built-in footrest w/non-skid pad
- Bluetooth™-capable interface for Bazooka® Party Bar
- Tachometer, trim meter/speedometer & fuel & hour gauges
- Lighted rocker switches w/NEW bilge switch
- Mercury® binnacle control box w/trim
- 12V outlet

Optional Features

Fish Packages

- Fish package w/Lowrance® HOOK® 5x fishfinder w/SplitShot™ transducer & GPS & Minn Kota® PowerDrive™ 12V, 55-lb. (24.95 kg) thrust, 54" (1.37 m) shaft, foot-control trolling motor (trolling battery not included)\$1,350

Accessories

- NEW Bimini top drop-down curtain.....\$210
- Coastal kit.....\$95
- SUN TRACKER® soft cooler for STOW MORE™ compartment.....\$40

- NEW rail adaptor for propane BBO grill.....\$40
- Rail mount for propane BBO grill.....\$55
- Rail-mounted propane BBO grill.....\$225
- Ski tow pylon.....\$205

Tops & Covers

- RAIL-LOCK® snapless mooring cover w/detachable, trailering bow extension—Charcoal or Light Sand.....\$1,050

Trailer

- Tandem-axle trailer w/brakes on both axles.....\$3,695

SPORTFISH™ 22 DLX



Engines

Mercury®	
9.9 ELPT FourStroke Command Thrust ProKicker	\$20,975
25 ELPT FourStroke.....	\$22,795
60 ELPT FourStroke Command Thrust	\$25,495
90 ELPT FourStroke Command Thrust	\$27,595
115 ELPT FourStroke Command Thrust	\$28,595
115 ELPT Pro XS™ FourStroke Command Thrust	\$28,955
150 L FourStroke	\$30,995

Specifications

Overall length.....	24' 2" (7.37 m)
Deck length.....	22' 1" (6.73 m)
Deck width.....	8' 6" (2.59 m)
Max. recommended HP.....	150
Fuel capacity.....	32.1 gal. (121.51 L)
Pontoon log length.....	22' 3" (6.78 m)
Pontoon log diameter.....	24" (60.96 cm)
Pontoon log material.....	0.080 5052 marine alloy
Max. person capacity.....	10

Max. person weight.....	1,453 lbs. (659.07 kg)
Max. person, engine & gear weight.....	2,115 lbs. (959.35 kg)
Interior depth.....	26" (66.04 cm)
Average weight.....	2,379 lbs. (1,079.10 kg)
Average package weight.....	4,213 lbs. (1,910.99 kg)
Package height.....	9' (2.74 m)
Package width.....	8' 6" (2.59 m)
Towing length.....	32' 4" (9.86 m)
Storage length.....	32' 4" (9.86 m)

Standard Features

Comfort, Convenience & Peace of Mind

- 10-LIFE™ Limited Lifetime Warranty
- NMMA® certified
- NEW IT™ (3.35 m) color-keyed Bimini top w/LED courtesy lights & protective boot
- NEW Bazooka® Party Bar stereo & speakers in the Bimini top
- Front zipper on Bimini top to join optional forward Bimini together
- QUICKLIFT® Bimini top deployment system
- Storage pockets in Bimini top
- Inward-opening gates
- Port & starboard LED navigation lights
- Bimini-mounted anchor/navigation light
- 4 mooring cleats
- Engine-stop safety lanyard, fire extinguisher & horn

Livewell Systems

- Aft port 16-gal. (60.57 L) aerated livewell w/removable bait bucket & shutoff valve

Console

- Deluxe soft-touch sport steering wheel
- 4:2 ratio no-feedback steering
- Tinted, removable windshield
- Below-console cooler/storage space w/door
- Small items tray & drink holders
- Built-in footrest w/non-skid pad
- Bluetooth™-capable interface for Bazooka® Party Bar
- Tachometer, trim meter/speedometer & fuel & hour gauges
- Lighted rocker switches
- Mercury® binnacle control box w/trim
- 12V outlet

Optional Features

Fish Packages

- Fish package w/Lowrance® HOOK® 5x fishfinder w/SplitShot™ transducer & GPS & Minn Kota® PowerDrive™ 12V, 55-lb. (24.95 kg) thrust, 54" (1.37 m) shaft, foot-control trolling motor (trolling battery & dealer installation not included) ..\$1,350

Accessories

- NEW Bimini top drop-down curtain.....\$210
- Coastal kit.....\$95
- SUN TRACKER® soft cooler for STOW MORE™ compartment.....\$40
- NEW rail adaptor for propane BBO grill.....\$40

Tops & Covers

- RAIL-LOCK® snapless mooring cover w/detachable, trailering bow extension—Light Sand or Navy Blue.....\$1,050

Trailer

- Tandem-axle trailer w/brakes on both axles.....\$3,550

- Rail mount for propane BBO grill.....\$55
- Rail-mounted propane BBO grill.....\$225
- Ski tower (dealer installation not included).....\$600
- Underpinning kit (dealer installation not included).....\$655

Tops & Covers

- RAIL-LOCK® snapless mooring cover w/detachable, trailering bow extension—Light Sand or Navy Blue.....\$1,050

Trailer

- Tandem-axle trailer w/brakes on both axles.....\$3,550

SPORTFISH™ 22 XP3



Engines

Mercury®	
115 ELPT FourStroke Command Thrust	\$34,795
150 L FourStroke	\$37,195
200 L FourStroke	\$40,945

Specifications

Overall length.....	24' 2" (7.37 m)
Deck length.....	22' 1" (6.73 m)
Deck width.....	8' 6" (2.59 m)
Max. recommended HP.....	200
Fuel capacity.....	52 gal. (196.84 L)
Pontoon log length.....	22' 3" (6.78 m)
Pontoon log diameter.....	26" (66.04 cm)
Pontoon log material.....	0.100 5052 marine alloy
Max. person capacity.....	11

Max. person weight.....	1,500 lbs. (680.39 kg)
Max. person, engine & gear weight.....	2,300 lbs. (1,043.26 kg)
Interior depth.....	26" (66.04 cm)
Average weight.....	3,250 lbs. (1,474.18 kg)
Average package weight.....	5,246 lbs. (2,379.55 kg)
Package height.....	9' 1" (2.77 m)
Package width.....	8' 6" (2.59 m)
Towing length.....	32' 4" (9.86 m)
Storage length.....	32' 4" (9.86 m)

Standard Features

Comfort, Convenience & Peace of Mind

- 10-LIFE™ Limited Lifetime Warranty
- NMMA® certified
- NEW IT™ (3.35 m) color-keyed Bimini top w/LED courtesy lights & protective boot
- NEW Bazooka® Party Bar stereo & speakers in the Bimini top
- Front zipper on Bimini top to join optional forward Bimini together
- QUICKLIFT® Bimini top deployment system
- Storage pockets in Bimini top
- Inward-opening gates
- Port & starboard LED navigation lights
- Bimini-mounted anchor/navigation light
- 4 mooring cleats
- Engine-stop safety lanyard, fire extinguisher & horn

Livewell Systems

- Aft port 16-gal. (60.57 L) aerated livewell w/removable bait bucket & shutoff valve

Console

- Deluxe soft-touch sport steering wheel
- Hydraulic steering w/tilt
- Tinted, removable windshield
- Below-console cooler/storage space w/door
- Small items tray & drink holders
- Built-in footrest w/non-skid pad
- Bluetooth™-capable interface for Bazooka® Party Bar
- Tachometer, trim meter/speedometer & fuel & hour gauges
- Lighted rocker switches w/NEW bilge switch
- Mercury® binnacle control box w/trim
- 12V outlet

Optional Features

Fish Packages

- Fish package w/Lowrance® HOOK® 5x fishfinder w/SplitShot™ transducer & GPS & Minn Kota® PowerDrive™ 12V, 55-lb. (24.95 kg) thrust, 54" (1.37 m) shaft, foot-control trolling motor (trolling battery & dealer installation not included) ..\$1,350

Accessories

- NEW Bimini top drop-down curtain.....\$210
- Coastal kit.....\$95
- SUN TRACKER® soft cooler for STOW MORE™ compartment.....\$40

Tops & Covers

- RAIL-LOCK® snapless mooring cover w/detachable, trailering bow extension—Black or Light Sand.....\$1,050

Trailer

- Tandem-axle trailer w/brakes on both axles.....\$3,695

- NEW rail adaptor for propane BBO grill.....\$40
- Rail mount for propane BBO grill.....\$55
- Rail-mounted propane BBO grill.....\$225
- Ski tow pylon.....\$205

Tops & Covers

- RAIL-LOCK® snapless mooring cover w/detachable, trailering bow extension—Black or Light Sand.....\$1,050

Trailer

- Tandem-axle trailer w/brakes on both axles.....\$3,695

FISHIN' BARGE™ 24 DLX



Engines

Mercury®	
9.9 ELPT FourStroke Command Thrust ProKicker	\$22,975
25 ELPT FourStroke.....	\$24,795
115 ELPT FourStroke Command Thrust	\$30,595
115 ELPT Pro XS™ FourStroke Command Thrust	\$30,955
150 L FourStroke	\$32,995

Specifications

Overall length.....	26' 2" (7.98 m)
Deck length.....	24' 1" (7.34 m)
Deck width.....	8' 6" (2.59 m)
Max. recommended HP.....	150
Fuel capacity.....	32.1 gal. (121.51 L)
Pontoon log length.....	24' 4" (7.42 m)
Pontoon log diameter.....	24" (60.96 cm)
Pontoon log material.....	0.080 5052 marine alloy
Max. person capacity.....	12

Max. person weight.....	1,700 lbs. (771.11 kg)
Max. person, engine & gear weight.....	2,400 lbs. (1,088.62 kg)
Interior depth.....	24" (60.96 cm)
Average weight.....	2,176 lbs. (987.02 kg)
Average package weight.....	4,253 lbs. (1,929.13 kg)
Package height.....	8' 9" (2.67 m)
Package width.....	8' 6" (2.59 m)
Towing length.....	34' 4" (10.46 m)
Storage length.....	34' 4" (10.46 m)

Standard Features

Comfort, Convenience & Peace of Mind

- 10-LIFE™ Limited Lifetime Warranty
- NMMA® certified
- NEW IT™ (3.35 m) color-keyed Bimini top w/LED courtesy lights & protective boot
- NEW Bazooka® Party Bar stereo & speakers in the Bimini top
- Front zipper on Bimini top to join optional forward Bimini together
- QUICKLIFT® Bimini top deployment system
- Storage pockets in Bimini top
- Inward-opening gates
- Port & starboard LED navigation lights
- Bimini-mounted anchor/navigation light
- 4 mooring cleats
- Engine-stop safety lanyard, fire extinguisher & horn

Livewell Systems

- NEW bow port 16-gal. (60.57 L) rotomolded & aerated livewell w/shutoff valve & composite lid w/ruler
- Aft port 16-gal. (60.57 L) aerated livewell w/removable bait bucket & shutoff valve

Console

- Deluxe soft-touch sport steering wheel
- 4:2 ratio no-feedback steering
- Tinted, removable windshield
- Below-console cooler/storage space w/door
- Small items tray & drink holders
- Built-in footrest w/non-skid pad
- Bluetooth™-capable interface for Bazooka® Party Bar
- Tachometer, trim meter/speedometer & fuel & hour gauges
- Lighted rocker switches
- Mercury® binnacle control box w/trim
- 12V outlet

Optional Features

Fish Packages

- Fish package w/Lowrance® HOOK® 5x fishfinder w/SplitShot™ transducer & GPS & Minn Kota® PowerDrive™ 12V, 55-lb. (24.95 kg) thrust, 54" (1.37 m) shaft, foot-control trolling motor (trolling battery & dealer installation not included)\$1,350

Accessories

- NEW Bimini top drop-down curtain.....\$210
- Coastal kit.....\$95
- SUN TRACKER® soft cooler for STOW MORE™ compartment.....\$40

Tops & Covers

- RAIL-LOCK® snapless mooring cover w/detachable, trailering bow extension—Black or Light Sand.....\$1,120

Trailer

- Tandem-axle trailer w/brakes on both axles.....\$3,695

- NEW exterior styling
- Plasma & laser cutters & robotic welding help ensure precise fit & finish throughout
- Rotomolded furniture bases & backs
- Bow U-channel reinforcement behind deck trim
- 24" (60.96 cm) diameter high-buoyancy multichambered pontoons w/internal bracing for additional strength
- 1-piece full-length M-bracket deck supports
- RAIL-LOCK® system for mounting optional mooring cover w/26" (66.04 cm) thick anodized aluminum fence rails w/decorative styling
- Extruded anodized aluminum deck edging w/polished aft corner covers
- All-welded, all-aluminum extended Engine pod w/built-in EPA-compliant fuel system
- Stainless or coated corrosion-resistant fasteners
- 7-ply pressure-treated 3/4" (1.91 cm) deck w/Limited Lifetime Warranty
- Full-width heavy-duty extruded Z-bar deck supports that are thru-bolted to M-brackets
- Elevated fence panels for deck drainage & ventilation
- Sound- & vibration-deadening fence insulation
- Box-beam all-aluminum transom for strength & longevity
- Rear boarding platform

- STOW MORE™ system features an added compartment in the seat back for increased storage
- NEW larger bow port rotomolded box w/livewell, ruler, drink holders & lid
- NEW larger bow starboard rotomolded box w/storage, ruler, drink holders & lid w/room for 24V total battery capacity
- Fishing chairs constructed w/all-composite seat frames w/heavy-duty 2-3/8" (6 cm) diameter pedestals
- Bow & aft fishing positions w/4 removable folding fishing chairs
- Forward-console couch w/STOW MORE™ system & lockable storage compartment
- Aft L-lounge w/STOW MORE™ system, underseat storage & lockable storage compartment
- Rear-facing tackle storage in aft L-lounge
- NEW molded aft starboard lockable rod box for 6 rods to 7' 6" (2.29 m) w/lid, rod tube holders & organizer
- High-back swiveling helm bucket seat, reclining & w/self-leveling arms
- Fore & aft vertical rod holders
- Woven 16-oz. (.45 kg) marine-grade flooring
- NEW marine-grade, UV-resistant, top-coated upholstery w/26-oz. (.74 kg) base material & multidensity foam
- Movable drink holder/armrest
- Removable table w/padded insert, 4 molded-in drink holders & 2 pedestal base locations
- Port wheelchair-access gate
- 4-step folding boarding ladder w/grab rails

Electrical

- Easy-access marine-grade automotive-style fuse panel w/latching fuse block door
- Protective abrasion-resistant wire wrap
- Water-resistant connectors
- Interior courtesy lighting

Performance

- Nose cone & Engine pod wave/spray deflectors
- Factory-matched aluminum propeller

Construction & Exterior

- Color: Black Metallic or Copper Red fencing

FISHIN' BARGE™ 24 XP3



Engines

Mercury®	
150 L FourStroke	\$38,995
200 L FourStroke	\$42,745
225 L FourStroke	\$44,095
250 L FourStroke	\$47,045

Specifications

Overall length	26' 2" (7.98 m)	Max. person weight	2,100 lbs. (952.54 kg)
Deck length	24' 1" (7.34 m)	Max. person, engine & gear weight	3,000 lbs. (1,360.78 kg)
Deck width	8' 6" (2.59 m)	Interior depth	24" (60.96 cm)
Max. recommended HP	250	Average weight	2,956 lbs. (1,340.82 kg)
Fuel capacity	52 gal. (196.84 L)	Average package weight	5,280 lbs. (2,394.97 kg)
Pontoon log length	24' 11" (7.59 m)	Package height	8' 10" (2.69 m)
Pontoon log diameter	26" (66.04 cm)	Package width	8' 6" (2.59 m)
Pontoon log material	0.100 5052 marine alloy	Towing length	34' 4" (10.46 m)
Max. person capacity	12	Storage length	34' 4" (10.46 m)

Standard Features

Comfort, Convenience & Peace of Mind

- 10+LIFE™ Limited Lifetime Warranty
- NMMA® certified
- NEW IT! (3.35 m) color-keyed Bimini top w/LED courtesy lights & protective boot
- NEW Bazooka® Party Bar stereo & speakers in the Bimini top
- Front zipper on Bimini top to join optional forward Bimini together
- QUICKLIFT® Bimini top deployment system
- Storage pockets in Bimini top
- Inward-opening gates
- Port & starboard LED navigation lights
- Bimini-mounted anchor/navigation light
- 4 mooring cleats
- Engine-stop safety lanyard, fire extinguisher & horn

Livewell Systems

- NEW bow port 16-gal. (60.57 L) rotomolded & aerated livewell w/shutoff valve & composite lid w/ruler
- Aft port 16-gal. (60.57 L) aerated livewell w/removable bait bucket & shutoff valve

Console

- Deluxe soft-touch sport steering wheel
- Hydraulic steering w/tilt
- Tinted, removable windscreen
- Below-console cooler/storage space w/door
- Small items tray & drink holders
- Built-in footrest w/non-skid pad
- Bluetooth™-capable interface for Bazooka® Party Bar
- Tachometer, trim meter/speedometer & fuel & hour gauges
- Lighted rocker switches w/NEW bilge switch
- Mercury® binnacle control box w/trim
- 12V outlet

Optional Features

Fish Packages

- Fish package w/Lowrance® HOOK® 5x fishfinder w/SpillShot™ transducer & GPS
- Minn Kota® PowerDrive™ 12V, 55-lb. (24.95 kg) thrust, 54" (1.37 m) shaft, foot-control trolling motor (trolling battery & dealer installation not included) \$1,350

Accessories

- NEW Bimini top drop-down curtain
- \$210
- Coastal kit
- \$95
- SUN TRACKER® soft cooler for STOW MORE™ compartment
- \$40

Interior

- STOW MORE™ system features an added compartment in the seat back for increased storage
- NEW larger bow port rotomolded box w/livewell, ruler, drink holders & lid
- NEW larger bow starboard rotomolded box w/storage, ruler, drink holders & lid w/room for 24V battery capacity
- Fishing chairs constructed w/all-composite seat frames w/heavy-duty 2-3/8" (6 cm) diameter pedestals
- Bow & aft fishing positions w/4 removable folding fishing chairs
- Forward-console couch w/STOW MORE™ system & underseat storage
- NEW 88" (2.24 m) long, 23" (58.42 cm) deep lighted in-floor storage compartment w/bilge pump in center log
- Aft L-lounge w/STOW MORE™ system, underseat storage & lockable storage compartment
- Rear-facing tackle storage in aft L-lounge
- NEW molded aft starboard lockable rod box for 6 rods to 7' 6" (2.29 m) w/lid, rod tube holders & organizer
- High-back swiveling helm bucket seat, reclining & w/self-leveling arms
- Fore & aft vertical rod holders
- NEW receptacle for optional ski tow pylon
- Woven 16-oz. (.45 kg) marine-grade flooring
- NEW marine-grade, UV-resistant, top-coated upholstery w/26-oz. (.74 kg) base material & multidensity foam
- Movable drink holder/armrest
- Removable table w/padded insert, 4 molded-in drink holders & 2 pedestal base locations
- Port wheelchair-access gate
- 4-step folding boarding ladder w/grab rails

Performance

- XPS performance triiton package – strakes on inboard side of outer logs & both sides of center tube
- Nose cone & Engine pod wave/spray deflectors
- Factory-matched aluminum propeller

Construction & Exterior

- Color: Black Metallic or Caribou Metallic fencing
- NEW exterior styling w/XPS graphics package
- Plasma & laser cutters & robotic welding help ensure precise fit & finish throughout
- Rotomolded furniture bases & backs
- Bow U-channel reinforcement behind deck trim
- Three 26" (66.04 cm) diameter multichambered pontoon logs w/welded-on lifting strakes & internal bracing
- 1-piece full-length M-bracket deck supports
- RAIL-LOCK® system for mounting optional mooring cover
- 1-1/4" (3.18 cm), .090" (.23 cm) thick anodized aluminum fence rails w/decorative styling
- Factory-installed underpinning
- Extruded anodized aluminum deck edging w/polished aft corner covers
- All-welded, all-aluminum extended Engine pod w/built-in EPA-compliant fuel system
- Stainless or coated corrosion-resistant fasteners
- 7-ply pressure-treated 3/4" (1.91 cm) deck w/Limited Lifetime Warranty
- Full-width heavy-duty extruded Z-bar deck supports that are thru-bolted to M-brackets
- Elevated fence panels for deck drainage & ventilation
- Sound- & vibration-deadening fence insulation
- Box-beam all-aluminum transom for strength & longevity
- Rear boarding platform

Electrical

- NEW 500 GPH (1892.71 LPH) Ultima auto bilge pump
- Easy-access marine-grade automotive-style fuse panel w/latching fuse block door
- Protective abrasion-resistant wire wrap
- Water-resistant connectors
- Interior courtesy lighting



FREIGHT & PREP

Model	BASS BUGGY 16, BASS BUGGY 18, PARTY BARGE 18, FISHIN' BARGE 20, PARTY BARGE 20	FISHIN' BARGE 22, SPORTFISH 22, PARTY BARGE 22, FISHIN' BARGE 24, PARTY BARGE 24
Zone 1	\$1,100	\$1,275
Zone 2	\$1,150	\$1,375
Zone 3	\$1,350	\$1,550
Zone 4	\$5,000	\$6,000
All Models & Zones	\$475 BASS BUGGY 16 Electric *295	

FREIGHT
PREP

The prices in this brochure are listed "Plus freight & prep." Freight charges are the cost of shipping the boat from the factory to the dealer. SUN TRACKER® uses zoned freight rates that reflect the costs of shipping boats to each geographic area, or zone, in North America. Prep charges cover the costs the dealer incurs for labor and supplies necessary to complete a pre-delivery inspection and prepare the boat for delivery to the customer. Freight and prep charges are set by the factory and added to the price of boats shown in this brochure and on our websites, based on the dealer location selected by the customer.

we have you Covered


We include a Bimini top on every SUN TRACKER® model to provide you and your crew convenient protection from the sun on the water. On 18' and longer models, the top features our QUICKLIFT® deployment system, which has gas struts that make it easy for one person to extend the top by themselves.

For protecting your boat's interior off the water, every model features our RAIL-LOCK® mooring cover system. Channels in the railings allow you to install an optional cover without snaps. The covers feature a removable bow extension. Leave it off for easy installation in the slip, or install it to protect the bow during trailering.

Rest easy—we have you and your boat covered!



The optional mooring cover protects your boat at home, in the slip and on the road—all without unsightly snaps!



The optional mooring cover features cams that are installed securely into the RAIL-LOCK channel.



forward Bimini top
(zips to standard Bimini top)



windbreak



mooring



full enclosure

Ready to Travel



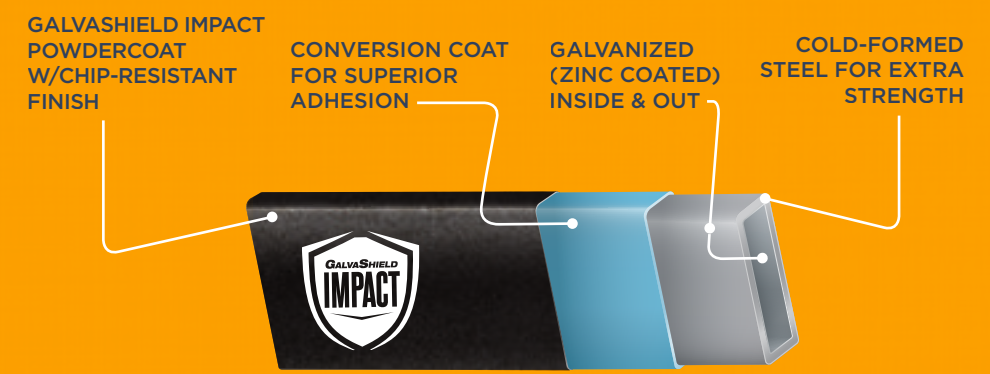
GALVASHIELD IMPACT COATING

SUN TRACKER® offers an optional trailer with every model for those who want to tow their boat from place to place.

We build each trailer ourselves to match the boat that will ride on it. Each has our exclusive GALVASHIELD® Impact tubing, which features a baked-on powdercoat finish that is extremely corrosion and chip resistant. It's so strong, we back it with an industry-leading three-year warranty against failure due to corrosion.

Additionally, we weld—not bolt—our trailers together for more strength and structural integrity.

We finish them all with plenty of safety and convenience features you'll appreciate for years to come.



MEET THE FAMILY

Johnny Morris founded Bass Pro Shops® in 1972 to provide anglers a one-stop shop filled with great deals on the gear they needed. In 1978, he brought that legacy to the boating industry with the BASS TRACKER®, the industry's first boat, engine and trailer package. From there, he continued adding quality boat brands, starting with SUN TRACKER® in 1983, bringing quality, value and outdoor excellence to families.

Because of that dedication, Bass Pro Shops is recognized as the world's premier outdoor retailer, and WHITE RIVER MARINE GROUP® (WRMG), the parent company to SUN TRACKER, is the world's largest boat builder by volume. In addition to SUN TRACKER, WRMG crafts an array of fishing and recreational boats in America's Heartland.

Want to see your new SUN TRACKER in person? You'll find these pontoon boats at hundreds of quality dealers around the world, including more than 130 Bass Pro Shops/Cabela's® Boating Centers™ and hundreds of independent dealers across North America.

Many of those dealerships, including all of the Boating Centers, have a service center with factory-trained and -certified technicians, so you're assured to have a full-service center nearby your home to keep you on the water.

Every location also follows our NO HAGGLE NO HASSLE® pricing policy where every model is priced at after-negotiation levels that are consistent across all mediums. This also means you'll find the same great prices at our dealerships as you will across our brochures, catalogs, ads and suntrackerboats.com. Whenever and wherever you shop, you'll get the industry's best value in pontoon boats—all without having to bargain for the right price.



Welcome to the fun!



BASS PRO SHOPS® & CABELA'S® VIP OWNER'S CARD
WITH ALL NEW BOAT PURCHASES, RECEIVE A

10% DISCOUNT

ON SELECT ITEMS AT BASS PRO SHOPS & CABELA'S
SEE BASSPRO.COM/VIP FOR DETAILS



EARN FREE GEAR



EXCLUSIVE DISCOUNTS

for CLUB Members and
VIP shopping events

EARN POINTS

on purchases anywhere
Mastercard® is accepted

EXCLUSIVE ACCESS

to exclusive member-only
events and offers

The Bass Pro Shops® CLUB card and Cabela's CLUB card is issued by Capital One Bank (USA), N.A. pursuant to a license by Mastercard International Incorporated. Redeem points for FREE GEAR at Bass Pro Shops and Cabela's. Terms and conditions apply.

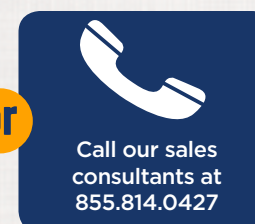
Go to any U.S. Bass Pro Shops or Cabela's retail store • Learn more at basspro.com/club or cabelas.com/club

3 CONVENIENT WAYS TO SHOP

Ready to buy? SUN TRACKER makes it ridiculously easy to get your new pontoon boat home.



OR



OR






Keep us posted!

We're dedicated to helping you and yours have the best time possible on the water. And part of that includes seeing those great times! We invite you to connect with us on our social networks to share your on-the-water memories. You can do so by sending us photos or tagging us.

WeAreSunTrackerBoats SunTrackerBoats SunTrackerBoats



Show off your SUN TRACKER pride!

Need a comfortable hat to block the sun from your eyes? We have it. Or, would you like a sun-blocking hoodie for those long days of fishing? We have that, too. Insulated bottles to keep your water cold or your coffee hot? Check. Bags? Check. Games for the shore? Check! We offer a wide range of SUN TRACKER® branded gear to help enhance every day on—or off—the water!

gear.suntrackerboats.com

where moments become Memories

Fishing. Cruising. Tubing. Relaxing. Picnicking. Swimming.

Welcome to a lifetime of family fun, where every moment is one you'll want to remember forever.

Whether it's your grandkids catching their first fish, your child (young or old) nailing their first cannonball or just a day spent with friends.

Every day. Every hour. Every single second is one worth remembering.

Welcome to SUN TRACKER®.

