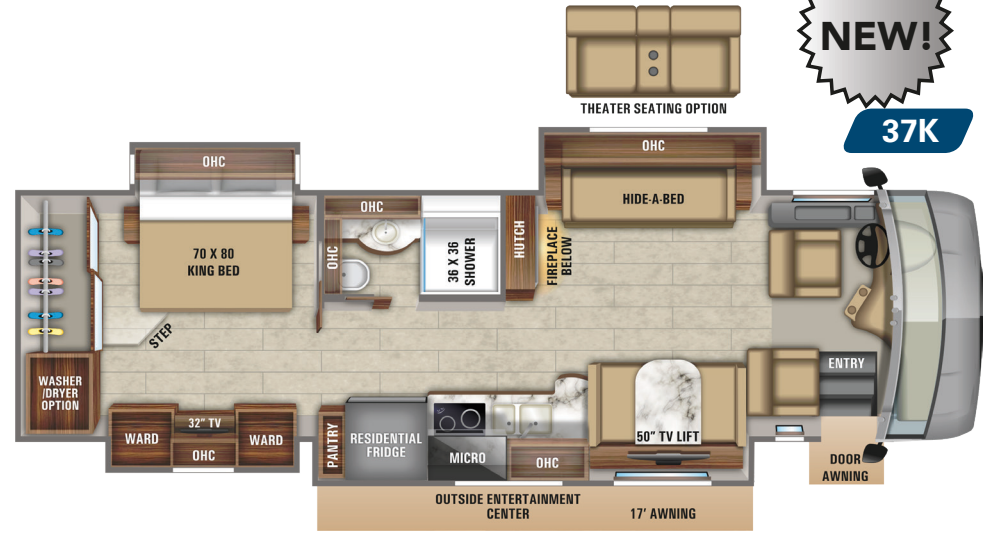
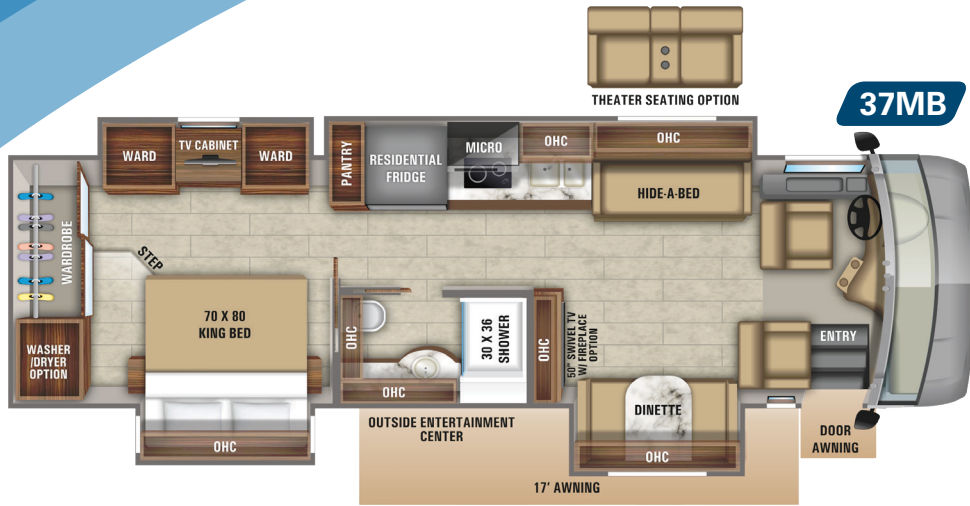
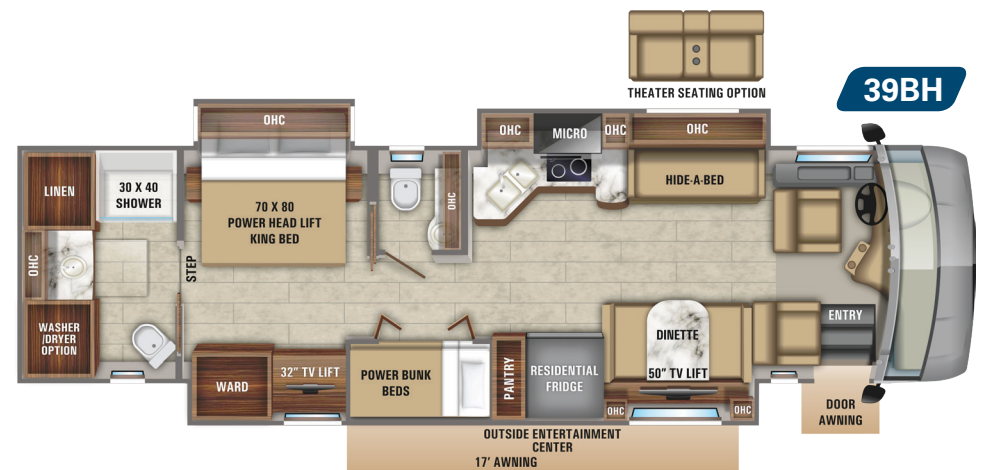
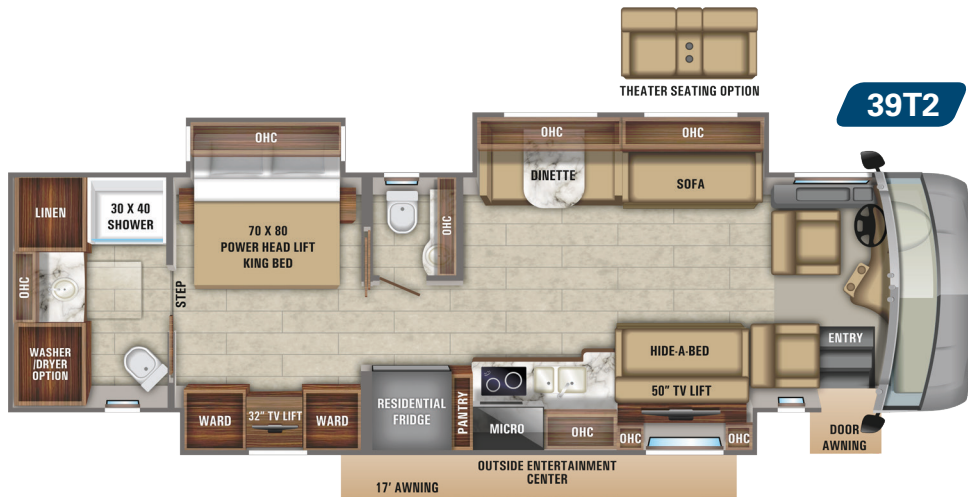


2020

EMBARK



NEW!



2020 EMBARK STANDARDS & OPTIONS

STANDARD DRIVING EQUIPMENT

Spartan® K1 raised rail chassis
 Cummins® B6.7 turbocharged 360 HP engine 800 lb. ft. torque at 1,800 RPM
 Allison® 3000 MH 6-speed transmission
 750 watt engine block heater
 IFS independent 12,600-lb. front axle (37K/37MB)
 14,320-lb front axle (39BH/39T2)
 Rear axle 20,000-lb. (37K/37MB) 22,000 (39BH/39T2)
 4.88 rear axle ratio
 10,000-lb. hitch with 7/4-pin plug
 Rear-mounted radiator
 ABS drum brakes on front and rear
 Variable geometry turbo (VGT) brake
 Bilstein® 46mm shocks
 100-gal. fuel tank (driver side)
 10-gal DEF tank (driver side)
 Michelin® 275/80R 22.5" tires
 Chassis batteries (2) 12 volt
 170-amp alternator
 Remote air connection
 Equalizer hydraulic automatic leveling

STANDARD CONSTRUCTION FEATURES

Overall length 37'10" (37K/37MB) 39' 11" (39BH/39T2)
 X-Bridge™ frames welded into chassis frame
 Enclosed, insulated storage area
 Insulation with reflective Flexfoil® roof (R-24), front and rear caps (R-22)
 Floor with vacuum bonded layers of Darco underbelly, a welded aluminum frame, R-9 bead-foam insulation and 5/8" decking
 Sidewalls High Gloss gelcoat vacuum bonded laminated with R-8 bead-foam insulation
 Electric-powered slideout rooms
 One-piece fiberglass roof with 3/8" plywood decking and 4" arched aluminum roof truss
 Steel-reinforced front cap and windshield frame

HEAT, A/C, POWER AND WATER EQUIPMENT

16.5-gal. propane tank
 10 gal gas/electric water heater
 35,000 BTU Furnace (37K/37MB)/ 1-20,000 and 1-30,000 (39BH/39T2)
 15,000-BTU standard profile A/Cs (2) with heat pump and digital thermostat
 50-amp power cord
 Onan® 8,000-watt diesel generator with auto gen start on slide-out tray
 2,000-watt pure sine wave inverter with 100amp battery charger
 L16 AGM batteries (2), (6v/390 amp hrs. ea.)
 Surge protector transfer switch
 Black holding tank sprayer
 Macerator holding tank dump system w/ manual gate valves
 City and tank water filtration system
 Winterizing drain system

STANDARD EXTERIOR EQUIPMENT

3M® front protective film mask
 Halogen high and low beam headlights
 Halogen fog lights
 Daytime running lights
 LED marker, turn lights, docking lights and accent lights
 Grab handle with keypad system for keyless entry
 Power patio awning with LED lights
 Power entrance door awning with LED lights
 Slide-out awnings
 Window awnings
 Heated, remote control, side-view mirrors w/ integrated cameras
 Frameless, dual-pane, tinted, safety-glass windows
 Exterior 39" LED HDTV on TV bracket
 Exterior utility center with system monitor panel
 Winegard® in-motion satellite dome with prep for TRAV'LER® satellite dish
 Winegard Rayzar Z1 TV antenna
 Full-width rear mudflap, with chrome nameplate

COCKPIT AMENITIES

Powered front sun visors and privacy shade
 Power adjustable driver and passenger seats with 3-point belt
 Tilt and telescoping steering wheel with integrated controls for cruise and wipers
 Spartan Message Center with LCD display featuring: odometer, tachometer, fuel economy, fuel remaining, outside air temp., coolant temp., engine oil temp. and pressure, transmission temp., turbo boost pressure, air pressure, trip meter, speed and voltage
 Sony 6.4" Stereo with Sirius™
 2 - 6.5" speakers
 Floor mounted foot pedals
 Color side and rear view cameras
 Dual USB ports

STANDARD INTERIOR EQUIPMENT

Touch pad system, for integration of coach controls
 Hutch with 1500 watt LED Fireplace (37K)
 LED recessed 12V lighting
 Hand laid polished tile flooring
 Manual solar day and black out night shades

50" LED HDTV in Living Room
 Sound bar in living room
 Blu-ray™ player in living area

STANDARD KITCHEN EQUIPMENT

Solid-surface countertops with stainless steel sink
 Induction cooktop
 Frigidaire® 1.5 cu. ft. convection microwave oven
 Whirlpool® residential refrigerator with ice maker and water dispenser
 Power vent

STANDARD BEDROOM EQUIPMENT

King size bed (37K/37MB)
 Power Head Lift King bed in 39T2, 39BH
 32" LED HDTV

STANDARD BATHROOM EQUIPMENT

Solid-surface countertop with integrated sink
 Thetford® Aqua Magic® Style 2 toilet with foot flush
 One-piece fiberglass shower with skylight
 Power vent

STANDARD SAFETY EQUIPMENT

Porch light
 Smoke alarm
 Carbon monoxide detector
 Propane alarm

OPTIONS

Canadian Standards
 Theater seating driver-side
 Winegard TRAV'LER satellite dish - DIRECTV®
 Winegard TRAV'LER satellite dish - Shaw® Direct
 Winegard WIFI Extender with 4G/LTE
 Slideout storage tray (1)
 Solar Power Prep
 Central Vacuum System
 Fireplace, 1500 watt LED (37K)
 Stacked washer and dryer
 Interior Décor available in Chateau and Mineral



Desert Dusk Paint



Night Flight Paint



Summer Solstice Paint

Floorplan	Exterior Length	Exterior Width	Exterior Height w/AC	Interior Height	Wheel Base	Fresh Water Capacity (gal.) (includes water heater)	Grey Waste Water Capacity (gal.)	Black Waste Water Capacity (gal.)
37K	37' 10"	101"	12' 10"	84"	236"	100	62	41
37MB	37' 10"	101"	12' 10"	84"	236"	100	62	41
39BH	39' 11"	101"	12' 10"	84"	261"	100	62	41
39T2	39' 11"	101"	12' 10"	84"	261"	100	62	41

It is important for your safety and enjoyment that you are aware of the weights and tow ratings of the RV you select. Consult a competent advisor for questions or advice. Whether you are new to RVing or a veteran, get a feel for the performance of your RV before heading out on the roadways. When you tow a vehicle with your RV, you must drive differently than when you drive a single vehicle. Practice hooking up, driving, backing up and braking in a safe environment or seek out professional instruction. Jayco affixes a weight label to each RV which lists weight information for that vehicle. Refer to that label to verify the vehicle will meet your requirements. See specifications chart above.

Gross Vehicle Weight Rating (GVWR): The maximum permissible weight of the motorhome, including the Unloaded Vehicle Weight (UUV) plus passengers, personal items, all cargo, fluids, options and dealer-installed accessories. The GVWR is equal to or greater than the sum of the UUV and the Cargo Carrying Capacity.

Gross Combined Weight Rating (GCWR): The maximum allowable combined weight of the motorhome used as a tow vehicle and the attached towed vehicle.

NO ONE OFFERS A BETTER WARRANTY

At Jayco, we build our RVs to handle every adventure, then back them with our industry-leading 2+3 Warranty. Our 2-year limited warranty has you covered for 2 camping seasons. That's 730 days. In addition, our 3-year structural warranty has you covered for 3 camping seasons or 1,095 days. You won't find a better warranty in the business, because the only strings we attach are those that deliver the ultimate in reliability. That's the Jayco difference. So go explore. For a copy of our 2-year limited + 3-year structural warranty with complete terms and conditions, please contact your local Jayco dealer.

Jayco, Inc., P.O. Box 460, Middlebury, IN 46540, www.jayco.com See dealer for further information and prices. All information in this brochure is the latest available at the time of publication approval. Jayco reserves the right to make changes and to discontinue models without notice or obligation. Photos in this brochure may show optional equipment and props for photography purposes. RVs built for sale in Canada may differ to conform to Canadian codes. ©2019 Jayco, Inc. 2019 EJ 07-19 Printed in U.S.A.

