

CONQUEST



Where Experience and Innovation Come Together

Camping in a Conquest - There's no better way to enjoy life!

A. Main living area promises comfort, convenience, and luxury, wherever you go.

B. Super-comfy swivel rockers are found in several floor plans; theater-style recliners are an option.

C. Imagine entertaining friends, relaxing with family, or enjoying a couples escape in this spacious yet cozy home-away-from-home.

D. Leave the world behind, but stay in touch with hookups for optional HDTV, a standard Blue Tooth sound bar, space for games and videos, and an optional electric fireplace.





E

E. Stunning rear kitchen showing extensive counters and cabinets, stainless appliances, floods of natural and cool LED light. (295SBW shown)

F. Roomy, family-style U-shaped dinette with under-seat storage, picture window views, privacy pleated shades, and handy 110V and USB power outlets. (301TB shown)

G. All our kitchens offer everything you need to enjoy simple snacks, gourmet meals, and everything in between. (278DDS shown)

H. Master bedrooms have residential style door(s), under-bed storage, his & hers closets, overhead cabinets, individual reading lights, 110V and USB outlets, and two windows.



F



G


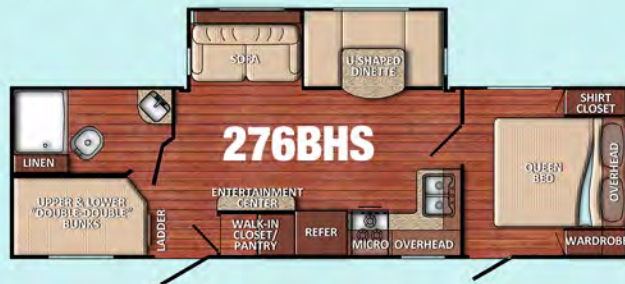
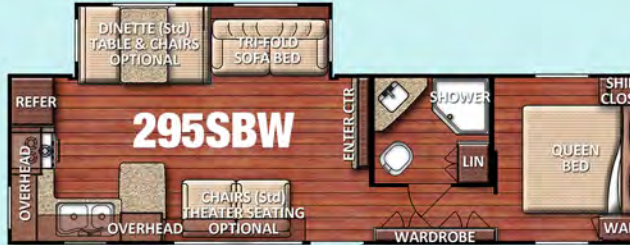
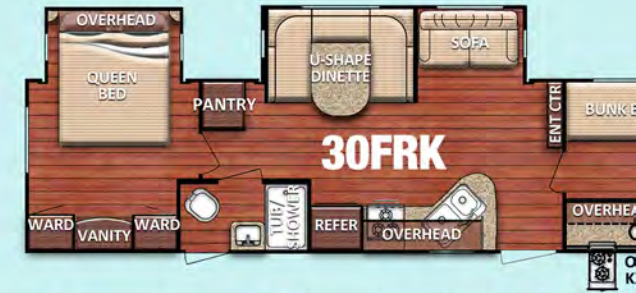


H

Supreme Series

The culmination of thirty-seven years of quality, value, and innovation, our Supreme Series of travel trailers gives you everything that makes family camping unforgettable.

Beyond the basics, our Supreme Series includes a stunning array of added features that turn the luxuries you want into the values you can afford. See Page 8 for all the Standard Features and Value Package extras we provide in every Conquest Supreme Series Trailer we build.



Specifications

	Length	Width	Ext. Height	Int. Height	Base Weight	Hitch Weight	Net Carry Capacity	Fresh Water
Supreme Series								
262RLS	31'3"	8'	10'9"	80"	6,849	910	1,421	42
266RBS	30'3"	8'	11'3"	80"	6,370	710	3,850	30
276BHS	32'3"	8'	10'9"	80"	6,473	940	3,327	42
277DDS	31'9"	8'	10'9"	80"	6,522	890	3,188	42
278DDS	31'9"	8'	10'9"	80"	6,344	930	3,386	42
288ISL	33'0"	8'	10'9"	80"	6,660	910	1,820	42
295SBW	34'6"	8'	10'9"	80"	6,778	1,080	3,050	42
299RLI	33'7"	8'	11'3"	80"	7,300	1,130	2,630	30
301TB	34'1"	8'	10'9"	80"	6,845	885	2,840	42
30FRK	35'8"	8'	10'9"	80"	7,898	1,120	2,022	42
323TBR	36'7"	8'	10'9"	80"	7,506	1,080	2,374	42
Lodge Series								
34FLS	38'0"	8'	10'9"	80"	7,917	1,340	2,223	N/A
406FLR	40'5"	8'	11'11"	90"	9,987	1,582	795	N/A
40DEN	40'3"	8'	11'11"	90"	9,765	1,600	1,035	N/A
408TBS	41'3"	8'	11'11"	90"	9,120	1,360	1,440	N/A
Special Edition Trailers								
20QBG	24'11"	8'	10'9"	80"	4,126	620	3,694	42
26BHG	29'10"	8'	11'3"	80"	5,120	620	2,810	42
275FBG	29'10"	8'	10'9"	80"	4,738	690	2,952	42
33DBDB	40'8"	8'	11'4"	80"	9,680	1,160	2,067	42
36FRSG	38'8"	8'	10'9"	80"	8,127	1,220	1,953	N/A

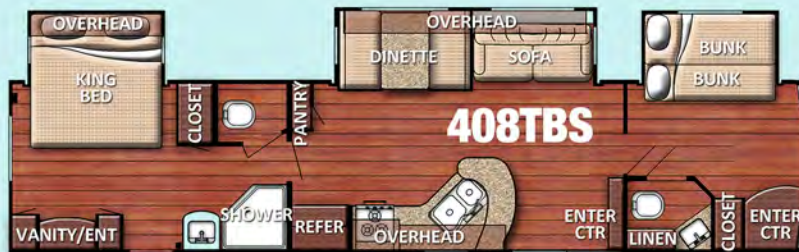

Specifications approximate and subject to change. For actual weights, Fresh water capacity includes fresh water tank and hot water tank.

Lodge Series

When your love of the outdoors is measured in seasons, not just weekends, you'll love the extended living space and residential features of our Lodge Series trailers.

Lodge Series appliances, furniture, entertainment options, and sleeping accommodations make it possible for you to own and enjoy the vacation home you've dreamed of.

For complete lists of Lodge Series Features and Options, visit our Website, at www.gulfstreamcoach.com.



Special Edition

We created our Special Edition travel trailers to take advantage of values and economies that bring prices within range of virtually every family budget.

Special Edition specifications and features vary to bring you maximum savings, but one thing never varies: The Gulf Stream Coach commitment to quality, value and innovation.

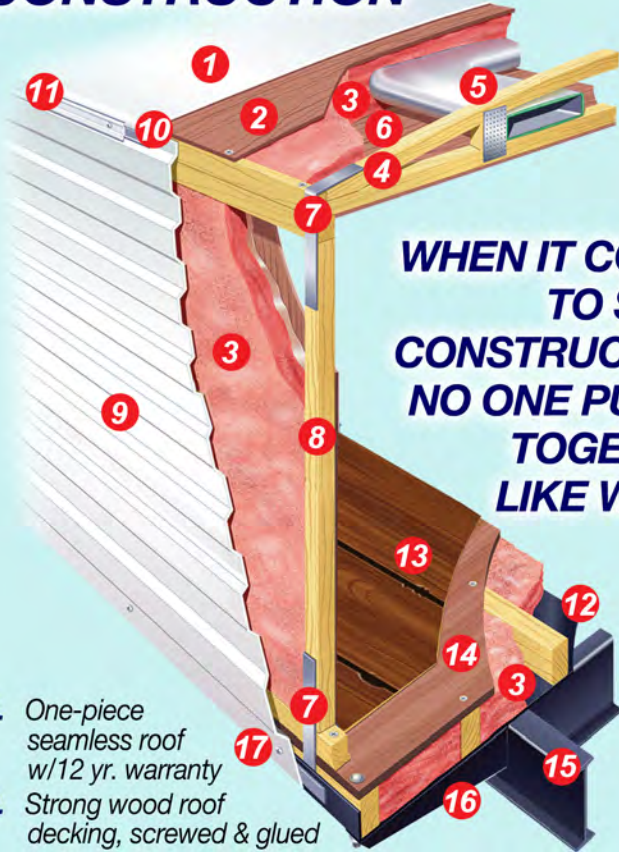
For complete lists of Special Edition Standard Features and options, visit our Website, at www.gulfstreamcoach.com.



Grey Tank	Black Tank	Furnace BTU	Water Heater	LP lbs.
37	37	25,000	6 Gal	2 x 20
74	37	25,000	6 Gal	2 x 20
74	37	25,000	6 Gal	2 x 20
74	37	25,000	6 Gal	2 x 20
74	37	25,000	6 Gal	2 x 20
74	37	25,000	6 Gal	2 x 20
37	37	35,000	6 Gal	2 x 20
74	37	30,000	6 Gal	2 x 20
37	37	30,000	6 Gal	2 x 20
37	37	30,000	6 Gal	2 x 20
37	37	35,000	10 Gal	2 x 20
74	37	35,000	10 Gal	2 x 20
74	37	35,000	10 Gal	2 x 20
37	74	35,000	10 Gal	2 x 20
37	37	25,000	6 Gal	2 x 20
37	37	25,000	6 Gal	2 x 20
37	37	25,000	6 Gal	2 x 20
74	74	35,000	6 Gal	2 x 20
37	37	35,000	6 Gal	2 x 20

Check weight sticker in each unit.
 * w/ water heater.

CONSTRUCTION



WHEN IT COMES TO SOLID CONSTRUCTION, NO ONE PUTS IT TOGETHER LIKE WE DO

1. One-piece seamless roof w/12 yr. warranty
2. Strong wood roof decking, screwed & glued
3. Thick energy-saving blankets of hand-cut fiberglass insulation in ceiling, walls & floors; insulation bonded to walls to prevent settling
4. Reinforced truss-style roof construction
5. Insulated air conditioning ducts in insulated ceiling space
6. Interior ceiling board
7. Galvanized steel straps to increase roof-to-wall & wall-to-floor strength
8. Sturdy wood sidewall 16" on center, set on floor & screwed in for maximum strength
9. Aluminum siding w/baked enamel finish
10. Butyl caulk for better seal, fewer streaks
11. Drip rail to direct rain runoff away from unit
12. Tough polymax underbelly overlaps sides & ends to protect against moisture & debris
13. Durable heavy-gauge vinyl floor covering
14. 5/8" floor decking screwed & glued to floor joists, 13" on center
15. Powder-Coated I-Beam Steel Frame
16. Full-width steel outriggers for superior strength and support
17. Heavy gauge radius lower metal



Entertainment Center features Blue Tooth home theater sound bar, media storage space and options for up to 60" LED HDTV.



Our gleaming new stainless steel EverChill refrigerator-freezer has 10.7 cu. ft. for food and drinks.

LOOK FOR THESE KEY FEATURES & OPTIONS



Our product planners make use of all available space for storage drawers and cabinets.



The electric fireplace/heater option takes the chill off cool mornings; adds a peaceful evening glow.



Molded countertops, under-mount double-bowl sink and hi-arc sprayer faucet make cooking and cleanups easier.



Multiple 110 volt and USB power outlets are found in the handiest places.



Outdoor kitchens make it easy to serve meals, snacks, and beverages outside.



Our SolidStep option gives you a firm, stable, rock-solid footing; folds easily out of the way.

Baths feature roomy shower or tub, power vent fan, skylight, foot-lush toilet, mirrored medicine cabinet, GFI outlets, linen storage, dedicated heat and AC ducts



Stainless gas range and oven with microwave, glass range cover, power vent, and backsplash



INTERIOR DECOR CHOICES



Above: warm, rich "Graphite," at right: bright, cheery "Silver."

Enjoy Conquest luxury, style, and convenience in your choice of interior decor styles.



Optional Tri-Fold Sofa shown

CONQUEST GIVES YOU MORE FOR YOUR MONEY

Bunk rooms give youngsters a place of their own, with comfy bunks, lights, power outlets, and closets.



Convenient master control panel for lights, tanks, pumps, slide-outs, and other power equipment



YOUR CONQUEST IS READY FOR TODAY'S TECH

WI-FI
READY



SOLAR
READY

SATELLITE
READY

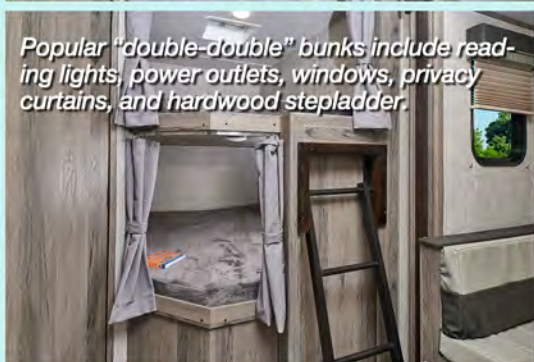


BACKUP
MONITOR
READY

Bunk room includes a media center for all-important video entertainment and gaming



Popular "double-double" bunks include reading lights, power outlets, windows, privacy curtains, and hardwood stepladder.



DISCOVER THE



DIFFERENCE

OUR COMPANY

Family owned, family-focused
Since its beginning in 1983, Gulf Stream Coach has been family-owned and dedicated to family values. As active campers, the owners listen and respond to fellow campers.

Independent and debt-free
Gulf Stream Coach isn't obligated to serve Wall Street financiers, banks, or stockholders. It is dedicated to the success of its dealers and the satisfaction of its retail customers.



A legacy of award-winning quality
Your Conquest travel trailer is produced in one of the most honored manufacturing facilities in the industry, recognized multiple times by the Recreational Vehicle Dealers Association for highest quality in production, parts, service, and sales.



OUR PRODUCTS

Steel hurricane straps tie walls and roof together
We tie our travel trailer roof and walls together with tough steel straps, to create our exclusive "Uni-Body Construction."

A solid steel header reinforces main slide-outs
A 4" x 1/4" steel bar reinforces the header of our slide-outs, for strong durable slide-out construction.

Our roof has a 12-year warranty
We use a tough, resilient, seamless sheet of synthetic rubber to cover and seal our travel trailer roof.



Our in-house "PDI Center" helps ensure quality
Our independent on-site Pre-Delivery Inspection Center makes sure your travel trailer is ready to give you unforgettable family adventures.



Supreme Series Standard Features and Supreme Value Package

Interior

- Handcrafted Cabinetry
- High-Performance Vinyl Flooring throughout
- Easy-Care Designer Wall and Ceiling Vinyl

Heating & Cooling

- 2 x 20 lb. LP Gas Tanks w/Auto Change and Cover
- Ducted Roof Air Conditioner
- Gas Furnace w/In-Floor Heat Ducts

Safety & Miscellaneous

- Safety Chains
- Wall-Mount Fire Extinguisher
- Smoke Detector
- Combined CO/LP Detector
- Radial Tires
- Triple Entry Step(s)
- Radius Skirt Metal & Fender Skirts
- Patio Awning (size varies per model)

Electrical

- Cable TV Hookup
- TV Antenna w/Amp Boost
- 12V Antenna-Ready Jacks (int. & ext.)
- Stereo-Ready w/4 Speakers & Antenna
- Exterior Service Lights (LP Tanks, Patio)
- 30 Amp Service w/45 Amp Converter w/Charger

Bath

- Foot-Flush Toilet
- Shower Curtain
- Power Bath Vent
- Wood Medicine Cabinet w/Mirror

Furnishings

- Wall Mirror (some models)
- 44" Booth Dinette or U-Shaped Dinette
- Jack Knife Sofa
- Queen Bed w/Under-Bed Storage
- Custom Queen Bedspread
- 60" x 74" Mattress
- Bunk Mattresses for Bunks (bunk models)

Appliances

- 6 Gal Gas DSI Water Heater
- Tank Monitor Panel
- Fresh Water Tank & Pump
- Water Heater Bypass Valve
- 3-Burner Gas Range w/High-Output Superburner & Oven
- Power Range Hood w/Light
- Microwave Oven

Windows & Doors

- Radius Safety Glass Windows
- Mini Blinds for Windows (N/A in bunk areas)
- Designer Window Treatments
- Radius Entry Door w/Deadbolt Lock

Exterior

- Lighted Storage Area
- Matching Fender Skirt (N/A some models)
- Power Slide Out or Double Slide Out (see floor plans for specifics)
- 1/2 Outside Kitchen (266RBS, 301TB)
- Full Outside Kitchen (30FRK, 323TBR)

Value Package (incl, required)

- Electric Awning w/LED Atmosphere Lights
- Blue Tooth Soundbar w/Outside Speakers
- Electric Hitch Jack
- Radiant LED Interior Lighting Package
- Tech-Ready Upgrades:
 - Wi-Fi Ready Connections
 - Solar Panel Prep
 - Back-Up Camera Hookups
 - Satellite Ready
- Multiple USB Charging Ports throughout
- Stainless Steel Microwave Oven & Range
- (4) Stabilizer Jacks
- Pleated Shades
- 10.7 cu. ft. 12V Everchill® Refrigerator
- 6 Gal Gas/Electric 110V DSI Water Heater
- Tub Surround
- Bath Skylight

Value Package (continued)

- Molded Countertops w/Undermount Sink
- Pull-Out Kitchen Faucet
- Sink Cover
- Designer Backsplash
- Pot & Pan Drawer
- Sofa Bolsters (Jack Knife Sofa only)
- Swing Away Grab Handle - Main Door
- Bigger Slide Windows
- Upgraded Valances
- Upgraded Exterior Graphics
- Black Tank Flush
- Outside Hot & Cold Shower
- Battery Disconnect Switch
- Friction Hinge Entry Door
- Solid Step® Entry Step
- Frosted Glass Window in Entry Door
- 4^{1/4}" x 1/4" Steel Header in Main Slide
- Gulf Stream Uni-Body Construction

Supreme Series Options

- Spare Tire w/Tire Cover
- Tri-Fold Hide-A-Bed
- Fireplace (N/A 262RLS, 30FRK)
- Sun Room Table & Chairs
- 15,000 BTU Air Conditioner
- 50 Amp Service w/Prep for 2nd A/C
- 2-Door 6 cu. ft. Dometic 2-Way Refrigerator
- Theater Seating
- Recliners in place of Barrel Chairs (N/A 262RLS)
- Kids Kube (323TBR)
- Swing Arm TV Bracket
- (4) Electric Stabilizer Jacks
- 2nd Swing Away Grab Handle
- Rear Ladder
- Heated & Enclosed Holding Tanks
- Aluminum Wheels
- 50" HDTV w/Bracket (some models)

CONQUEST
Relax - You're Covered!
With Our Exclusive Three-Year
Limited Structural Warranty



In addition to a standard one-year warranty against defects in materials and/or workmanship in construction and original components under normal use, our exclusive Gulf Stream Coach Warranty gives you THREE YEARS of coverage on key structural components (side-walls, front and rear walls, roof, and floor) of your new Conquest travel trailer.

In addition, extended protection is offered by many manufacturers that supply components for Conquest units, including the refrigerator, antenna, furnace, water heater, air conditioner, awning, range, microwave, and more. See the complete warranty statement for details.



QUALITY • VALUE • INNOVATION

Family owned since 1983 • www.gulfstreamcoach.com • Nappanee, IN



See 360Tours at www.gulfstreamcoach.com

Specifications, materials, and features are subject to change without notice. Some optional equipment shown. Not responsible for typographical errors. Contact your dealer or visit www.gulfstreamcoach.com for more information © 2019 Gulf Stream Coach, Inc., Nappanee IN USA. #CON122019.

Your Gulf Stream Coach Dealer: