




FIFTH WHEEL ALUMINUM TOY HAULER



CONVERTIBLE SPACE

As your needs change – so does your ATC Toy Hauler. We offer the industry's first configurable furniture track system that allows you to easily move or remove your furniture.

BUILT TO LAST

EVERY UNIT INCLUDES A 3-YEAR TRANSFERABLE WARRANTY

ALL-ALUMINUM FRAME CONSTRUCTION

Weather resistant, all-aluminum frame eliminates rust and rot. Our aluminum extrusion design allows for an integrated welded frame that pound for pound is 1.9 times stronger than industry standard steel.

EASY TO CLEAN

Make clean-up an afterthought. Simply hose out the interior after a weekend of play.

COST EFFECTIVE

An ATC Toy Hauler is a solid long-term investment. No other Toy Hauler holds their value longer.

CARRYING CAPACITY

Our curb weight is light, but our structure is tough; our carrying capacity is industry leading. Take multiple toys on the same trip.

HAUL IT ALL

An ATC Aluminum Toy Hauler Fifth Wheel is the ultimate in hauling capacity, with more space than any other toy hauler on the market. It is engineered with your toys in mind. The floor plans, tie-down points, measurements and much more make this trailer the industry's most functional.

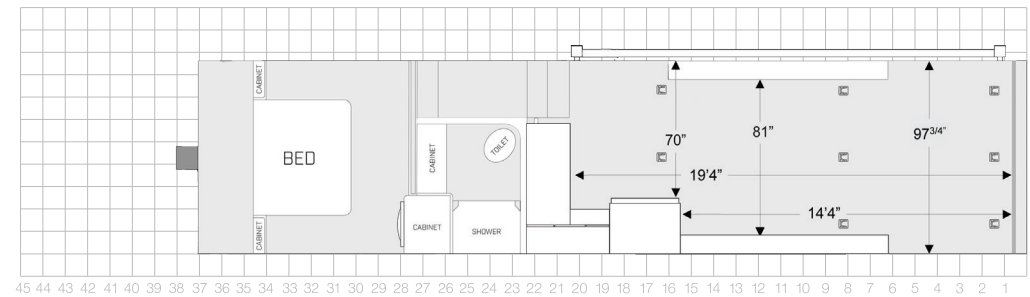


MODELS AND FLOOR PLANS



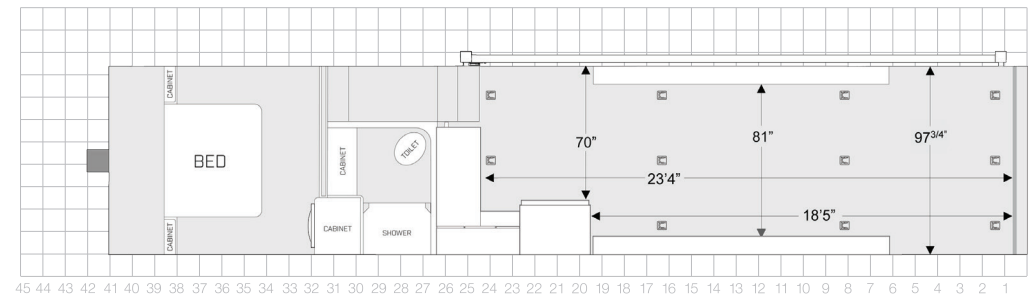
8.5 x 32

Fits motorcycles, quads, kayaks, mountain bikes, dirt bikes, 2-seater side-by-sides and some four seaters.*



8.5 x 36

Fits motorcycles, quads, kayaks, mountain bikes, dirt bikes, 2 seater side-by-sides and most stock 4 seater side-by-sides, small cars and 2-door Jeeps.*



8.5 x 40

Fits motorcycles, quads, kayaks, mountain bikes, dirt bikes, 4-seater side-by-sides, sand rails, full size cars, a 4-door Jeep Rubicon and a motorcycle, rock climbers and 2 side-by-sides.*

*Always double check toy dimensions

STANDARD FEATURES

FRAME

Full Perimeter Aluminum Frame
Axles, Torsion, EZ Lube, w/Self-Adjusting Brakes
40 ft. (3) 6000#
36 ft. (2) 7000#
32 ft. (2) 6000#
Two Post Front Hydraulic Landing Gear
Rear Stabilizers - Electric
Couplers - 5th Wheel - Roto Flex
Fenders - Aluminum
Extruded Aluminum Floor
Recessed Floor D-Rings (5000# Capacity)

INTERIOR

8' Minimum Interior Height (Garage Area)
Composite Decorative wall Board (No Wood)
Composite White Vinyl Ceiling (No Wood)
1" E.P.S. Insulated Walls R-3
Fiberglass Batten Insulation for Ceiling R-11
10" Interior Mill Finish Kickplate
Blackout Roller Shades
Fire Extinguisher - 2.5# ABC
Dimmable LED Ceiling Lights Throughout
Common Rail Backer
Configurable Furniture Track System

EXTERIOR

Screwless Exterior
One Piece Aluminum Roof
Aerodynamic Radius Front Wall
Stoneguard on Front Wall
Stainless Steel Rear Corners
12V Roof Vents with Remote
Salem Two-Way Vent System
Power Awning with LED LIGHTING
Large Folding Hand Rail for Side Door
Grab Handle for Rear Ramp Door
Fold Out Adjustable Steps
RVIA Certification Seal

ELECTRICAL

7-Way Plug
50 Amp Distribution Panel-120V Output w/12V Converter
50 Amp Shore Cord & Motorbase
Manual Power Cut-Off Switch - 12V
Prewired Vented Battery Compartment
120V & 12V Power Outlets - Interior & Exterior
USB Charging Ports
Coax Cable Outlet - Interior & Exterior
TV Prep Package - Garage, Bedroom & Exterior
HD Digital TV Antenna w/WiFi Prep
System Control Panel w/Tank & Battery Monitor
LED Clearance & Brake Lights
CO Detector
Smoke Detector
LP Detector

PLUMBING

200 Gallon Fresh Water Capacity (100 Gallon on 32' Model)
90 Gallon Gray Water Tank
45 Gallon Black Water Tank
(2) 30# LP Tanks
10 Gallon DSI LP Gas/Electric Water Heater
35,000 BTU Ducted LP Furnace
12V Water Pump w/ Winterizing Tap
City Water Hookup & Gravity Fill
20' Sewer Hose with Storage Tube
Waste Tank Flush

DOORS & WINDOWS

28" Door with Screen Door/Tinted Window W/Friction Hinge
Cableless Rear Ramp Door w/ Non-Slip Tread
(2) Top-Hinge Baggage Doors - Pass-Thru Storage
(2) Egress Dual-Pane Windows with Slider
(4) Dual-Pane Slider Windows

KITCHEN

Farmhouse Single Bowl Stainless Steel Sink
Sink Insert, 1/2 Solid Surface, 1/2 Stainless Steel Grate
Brushed Nickel Metal Faucet w/Pullout Sprayer
18 CU Ft 2-Way Refrigerator (120V/LP)
Lower Aluminum Cabinets W/Solid Surface Counter Tops
Upper Aluminum Cabinets
Aluminum Refrigerator Cabinet
3-Burner Flush Mount LP Cook Top w/Oven
Decorative Backsplash
Stainless Steel Microwave (Convection)

BATHROOM

Brushed Nickel -Bathroom Hardware
Porcelain RV Style Toilet
1 Pc Fiberglass Shower w/Extend-a-Shower & Curtain
Single Lever Shower, Sprayer, Water Shutoff Button
Upper Aluminum Cabinet
Mirror Above Sink
Solid Surface Countertop w/Stainless Steel Sink
Brushed Nickel Metal Faucet
Cabinets
Woven Vinyl Flooring in Bath
Decorative Backsplash

TIRES/WHEELS

ST235/80R16LRE
SPARE ST235/80R16LRE
Hide a Spare - EZ Access

BEDROOM

Residential Sized Queen Bed with Storage
Bedroom Cabinet Package
Woven Vinyl Floor
Washer Prep
Decorative Reading Lights
Full Length Mirror
USB Power Outlets Each Side of Bed

OPTIONS

When you choose ATC, you don't have to settle for a predetermined set of locked-in features like other RV companies. You can configure your unit to fit your needs and style. Choose your favorite colors and upgrades from a great list of options.

PACKAGES

Black Exterior Trim
3 Season Plumbing
Lower Deck Height 5" w/ Bogey Wheels
5.5KW Onan Generator
7.0KW Onan Generator
Fuel Filling Station
2nd Fuel Tank (40' Only)

INTERIOR

4' & 6' Upper Aluminum Cabinets
Detachable Television
Removable Woven Vinyl Flooring Sets
4' & 6' Solid Surface Fold-Down Table
Airline Track and Tie Down Options
Vinyl Screen w/windows for Rear Opening
Retractable Pull-Down Screen
Stereo w/ Interior & Exterior Speakers W/Amp
2 Interior Color Choices
Ramp to Drive on Wheel Box

HEATING & COOLING

Dual Ducted Air Conditioner
Direct Discharge A/C-Garage only
Insulated Floor
Maxxair Deluxe Vent and Fan
Upgraded Wall Insulation
On Demand Water Heater

EXTERIOR

Two-Tone Aluminum Exterior
Stainless Steel Side Trim
Hydraulic Leveling System
Exterior Shower
Exterior Water Spigot
Deck Option (Cables for Ramp Door)
Slider Tray in Exterior Storage
Bogey Wheels

SLEEPING & SEATING

Happijac Bed Lift (4 Configs)
Fold Up Sleeper Sofa
Dinette w/ Fold Up Benches
Dinette w/ 4 Folding Chairs
Reclining Pedestal Chairs

ELECTRICAL

Backup Camera
Rear Loading Lights - 12V LED
Flood Lights - High Output - 12V LED
Roof Mounted 200-Watt Solar Panel
12V Lithium Batteries
Cell Phone Booster
Smart TV W/Inverter
Generator Prep
Electric Step

COLOR OPTIONS

Polar White

Black

Silver Frost

Charcoal Grey



The depictions of recreational vehicles in this brochure are for general information purposes only as to the recreational vehicles manufactured by ATC Trailers during the current model year. Since we continually strive to improve our products, actual products may differ and prices and specifications are subject to change without notice. Product information, specifications, photography, and promotions in this brochure may contain some features that are optional on your recreational vehicle. All capacities are approximate and dimensions are nominal. Recreational vehicle availability may be limited.