

LUNN

2020 LINEUP



ALUMINUM, FIBERGLASS, PONTOON AND JON BOATS

Progressive Casualty Ins. Co. & affiliates. Annual premium for a basic liability policy not available in all states. Prices vary based on how you buy. *Available with comprehensive and collision coverage.



There's a reason they say, Curse like a sailor.
That's why we offer basic plans starting at \$100 a year with options that won't depreciate your watercraft and accessories*.

1.800.PROGRESSIVE | PROGRESSIVE.COM **PROGRESSIVE**

SPOT LIGHT



FEATURED PRODUCT: TYEE LIMITED



1975 Tye Limited with black freeboards/gunmetal bottom and complete clear coat



This boat is designed with the most serious fishermen in mind with comfortable flip seating on the aft deck, ample storage in the bow and the port console, and so much more. If you want to spend a day on the water, though, the Tye Limited also easily converts into the perfect cruising or fish and ski boat.

Meet the Lund Tye Limited series. An upgrade on the aluminum fishing boats you know and love, the Tye Limited is loaded with exclusive features and premium styling. It's the ultimate in comfort, style and performance.

The Tye Limited series comes with a host of premium upgrades, making it one of the leading aluminum fishing boats on the market. The helm offers upgraded technology to make navigating and locating fish smoother and easier. Hardware on board is stainless steel, giving it that premium look and feel, and you have the option of adding additional bow comfort through our optional Limited bow cushions.

The Tye Limited comes in 1975 and 1875 models.

For more details, check out page 21.

LUND

President, Lund Boats
Dirk Hyde

Marketing Director
Jason Oakes

Marketing Manager
Tony Kolker

Product Marketing Specialist
Kurt Fahlen

LUND MAGAZINE

President/Publisher
Douglas Leik

Account Executive
Annie Brown

Editorial Director
Randy Hess

Managing Editor
Amy Wideman

Senior Editor
Laura Humble

Editor At Large
Jennifer Chesak

Editor At Large
Alexa Poteet

Creative Director
Russell Duncan

Digital Creative Director
Kraig Devenport

Art Director
Justin Goode

Photographers
Bill Lindner, Scott Pederson

DINO PUBLISHING

Lund magazine is published every year for Lund Boats, by Dino Publishing LLC. Any correspondence should be directed to: Dino Publishing, 350 W. Hubbard St, Suite 400 Chicago, IL 60654 Tel: 312-822-9266 Fax: 312-822-9268 email: dleik@dinopublishing.com

The opinions expressed in this magazine are not to be considered official expressions of Dino Publishing or Lund Boats. The publisher reserves the right to accept or reject all editorial or advertising matter. The publisher assumes no responsibility for unsolicited manuscripts, photographs, or artwork. Reproduction in whole or in part of any text, photograph, or illustration without prior written permission from the publisher is strictly prohibited. Printed in U.S.A.

Copyright © 2019 Lund Boats.

CONTENTS

- 04** First Cast
- 06** Construction and Technology

ALUMINUM

- 12** Pro-V
- 18** Baron
- 19** Tye
- 24** Crossover
- 25** Sport Angler
- 26** Impact
- 31** Pro Guide
- 33** Renegade
- 35** Adventure
- 37** Rebel
- 39** Fury
- 43** Outfitter
- 44** Alaskan
- 46** SSV
- 47** WC
- 48** A
- 49** Jon Boats
- 50** Predator
- 53** SportTrak
- 54** Options & Accessories
- 59** Colors

FIBERGLASS

- 61** Pro-V GL
- 62** Tye GL
- 64** Fiberglass Colors and Options

PONTOONS

- 69** ZX Pontoons
- 72** LX Pontoons
- 77** ZX Overheads
- 78** Options & Accessories
- 81** LX Overheads
- 82** Options & Accessories

- 84** Mercury Engines
- 84** Lund Gear
- 85** Warranty



12 ALUMINUM BOATS



60 FIBERGLASS BOATS

MODEL YEAR 2020 | VOLUME 11

LUND



68
PONTOONS

FIRST CAST

Gear, news and ideas to deliver the ultimate fishing experience.



GEAR UP

Stock up on Lund gear so you're ready for the cooler temperatures of fall and stocked up for next fishing season. Dozens of new shirts, hats, sweatshirts, accessories and more proudly display the Lund name while keeping you comfortable on the water. The blue fleece sweatshirt is ideal for brisk fall evenings and chilly mornings. On sunny days, opt for any of Lund's hats, including the Contrast Bill Hat in maroon, new for 2019.

To view all of the latest Lund gear, **VISIT LUNDBOATS.COM.**



WINTERIZING FOR THE WIN



As you prepare to bundle up for the winter months, make sure your Lund's gasoline is just as well protected. ValvTect X-Tended Protection + Gasoline Treatment (XP+), a multi-functional, premium-grade gasoline treatment, keeps gasoline in prime condition until the first thaw and beyond, thanks to refinery chemicals specially formulated to improve gasoline performance in marine engines. Whether your gasoline contains ethanol (E10) or not (E0), is used every day or occasionally, or is in storage for a year or longer, XP+ ensures your engine is ready to start. XP+ contains ValvTect's stabilizer, combined with proprietary corrosion inhibitor to stop any corrosion possibilities, water dispersant to remove controlled

amounts of water, and a combination of specially developed gasoline detergents to help clean up carbon deposits and prevent octane loss.

"XP+ helps your engine work at its best performance level, preventing gasoline from breaking down and 'aging,' which causes hard starting and increased maintenance costs," says Marvin Griffin, president of ValvTect Petroleum Products. "And you have our guarantee that should you have a claim, our professionals will assist you with prompt, professional, and courteous service." Available at marinas and marine dealers nationwide.

.....
VISIT VALVTECT.COM.

Fishing outings aren't always as simple as hopping onboard your boat with a rod in hand. Boater's Choice understands this, offering comprehensive coverage for all the things you need to reel in your next catch: your beloved Lund, fishing rods, tackle, fishfinders, gear and other technology. Find the right plan for your needs, such as one that pays the agreed value on total loss with no depreciation and a separate deductible for onboard electronics. Then get out on the water and savor the simple solitude with complete assurance that you're protected when you need it. Boater's Choice representatives are available to answer any question you may have. Get a no-obligation quote today by visiting

► boaterschoiceinsurance.com/lund

RIGHT COVERAGE



WE'RE PLEASED TO ROLL OUT SEVERAL NEW BOAT MODELS THIS YEAR TO PERFECTLY FIT YOUR NEEDS FOR A DAY ON THE WATER IN PURSUIT OF A GREAT CATCH.

We've raised the bar on the iconic Pro V and Tye lines with the **Pro V Limited** and Tye Limited. These include premium styling and exclusive features for those looking for the absolute best. We've also refreshed the 18' and 19' Tyees with the new 1875 and 1975 for the most serious fishermen. If tillers are more your speed, check out the new 1675 and 1775 Pro Guides. We're also including a **1650 Rebel XL**, which is available in SS, Sport or Tiller layouts, and offer superior functionality, guaranteeing you a great day on the water. With these new options, along with the rest of our stunning lineup, we're certain you can find the perfect boat to meet your needs. Because, at the end of the day, you can rely on Lund's superior craftsmanship and unbeatable performance in any Lund boat you buy.

● Pro V Limited



**NEW ADDITIONS
TO THE LUND FAMILY**



Two Hulls, One Tradition

Lund's hulls are made from fiberglass and aluminum—two very different materials. But our hulls aren't defined by raw material. They're defined by tradition, quality craftsmanship and meticulous standards. Because how the boat is made is just as important as what it's made from.

Both our aluminum and fiberglass hulls are derived from the same innovative design—Lund's IPS™, IPS™ 2 and IPS™ 3 (Integrated Power Strake) technology. We've developed a construction process that incorporates the same industry-leading design into every hull that comes off the line.

Our aluminum and fiberglass hulls expand your possibilities and offer a customizable experience. We take pride knowing that whatever material you choose—whether it's the smooth and sleek fiberglass or rugged aluminum—you're still in a Lund.



FIBERGLASS

The smooth finish and sleek coloration on Lund's fiberglass boats come from precision molds developed at Lund. But beyond the distinctive fiberglass look, the molds also serve to ensure consistency in performance and durability in every fiberglass hull that comes off the line. True straightness within the composite fiberglass structure is guaranteed because the molds themselves have been optimized from the outset.



ALUMINUM

Lund's aluminum hulls aren't just built to perform at the highest level. They are built to maintain that unmatched handling through years of hard use. That starts by using the most durable raw aluminum in the industry. From there, our employees use cutting-edge shaping techniques to hand-piece together our aluminum hulls. A boat may look similar in the showroom, but it's what is under the floor that makes a Lund stand apart.

Captain's Comforts



- 1. TYEE/TYEE MAGNUM/BARON: COMMAND CONSOLE** Tyee, Tyee Magnum and Baron series will amaze anglers with a fantastic set of features—for both fishing and comfort. The command console offers distinct style and an ergonomic layout where everything is closer at hand.
- 2. ADVENTURE: HELM** Anglers have everything at their disposal when at the helm of the 1775/1675 Adventure. For starters, clear, easy-to-read gauges make it effortless to check fuel, tach and speed while underway. Helm toggles are right within reach, as is a spacious and protective phone holder.



Ultimate Success

With every year, the Ultimate Fishing Camp only gets better. The third-annual event, put on by Lund Boats, Leisure Outdoor Adventures and Chase on the Lake Resort, took place June 23-26, 2019, on the shores of Leech Lake in Walker, Minnesota. Registration for the popular camp filled up within three-and-a-half weeks, and 20 participants from all over the Midwest came to Leech Lake for three days of on-water seminars and practice with Lund Pro Staff members. The seminars covered trolling set-ups and techniques, use of reaction-style baits for walleyes, tips for musky and pike fishing, as well as an array of topics based on participants' questions and needs. Evening sessions covered electronics, knot tying, use of new lures and baits, and how to tie spinner rigs. The pro instruction paid off in a big way, with participants catching many walleye and bass. Ward Simon of Stillwater, Minnesota, recorded the biggest catch of the weekend, hauling in a 47-inch musky. When not learning or fishing, participants enjoyed socializing over delicious meals, including a shore lunch fish fry that capped off the event.

"You really can't beat an event that features exceptional food, lodging and learning from the best," says Jason Freed of Leisure Outdoor Adventures. "This event brings like-minded fishermen together for a few days of doing what they love and improving their skillset."



Visit www.ultimatefishingcamp.com or call 1-855-LOA-HOOK to learn more. The Ultimate Fishing Camp 2020 will take place June 28 - July 1, 2020.



Smooth Operator



1875 Pro-V Bass shown

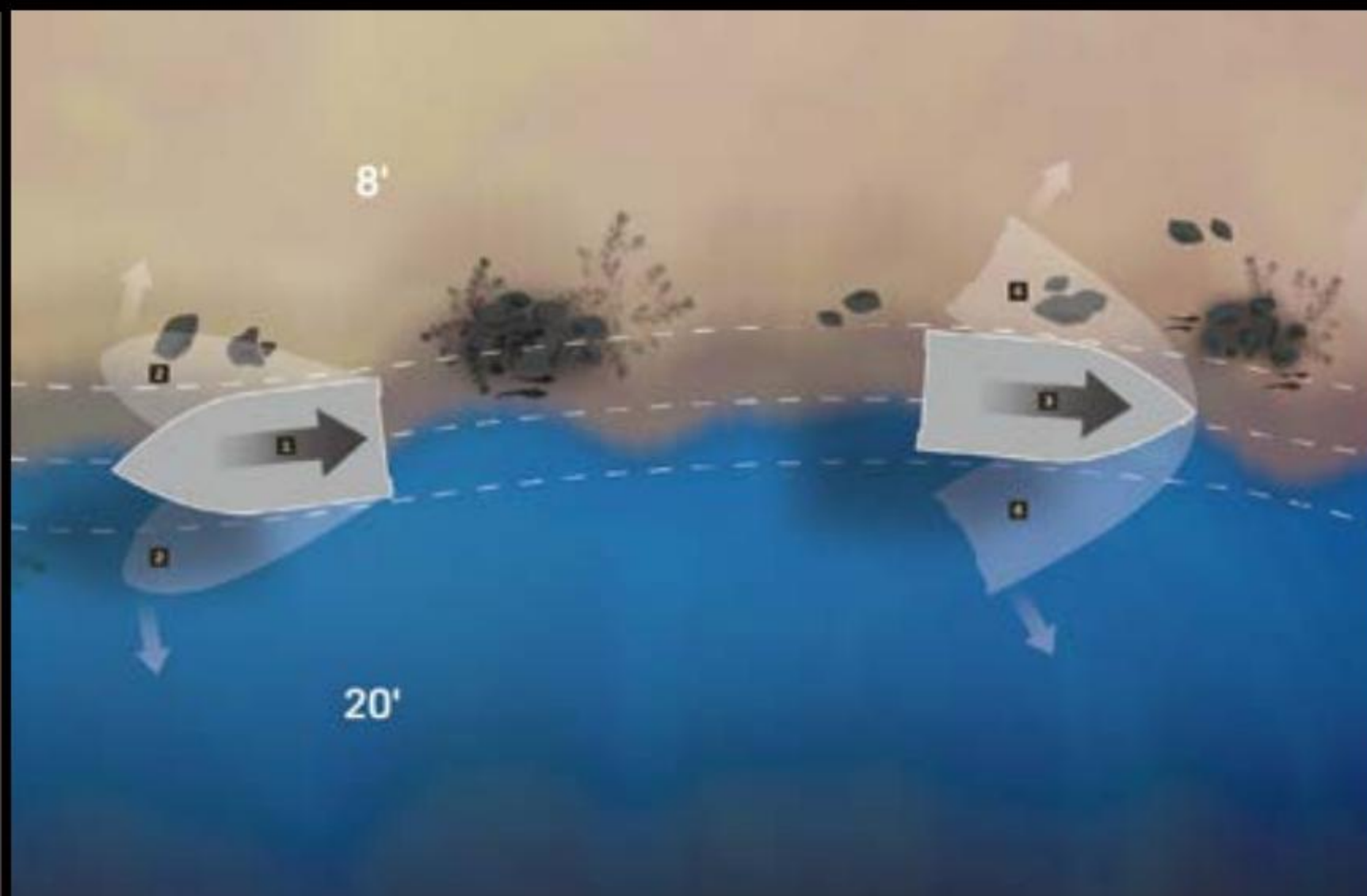
Sometimes you're only as good as the boat you fish in. If you can't maintain your position while fishing, your chances for hooking that fish of a lifetime decrease significantly. Thankfully, Lund boats have been meticulously engineered and constructed to deliver unmatched control that allows you to outperform the competition every time.

At the core of it all is Lund's exclusive **IPS™ (Integrated Power Strake)**, **IPS™2** and **IPS™3** hull designs. The IPS system utilizes a pronounced **center keel** that helps maintain ultimate boat control. At the back of the hull, water hits a **flat pad**, which greatly reduces churn. The non-turbulent water creates less motor strain and, ultimately, delivers better performance.

Wide **reverse chines** allow for precise cornering maneuvers and overall better control. They allow the boat to get on plane quicker and improve holeshot, as well. Finally, a **wider footprint** enhances onboard stability.

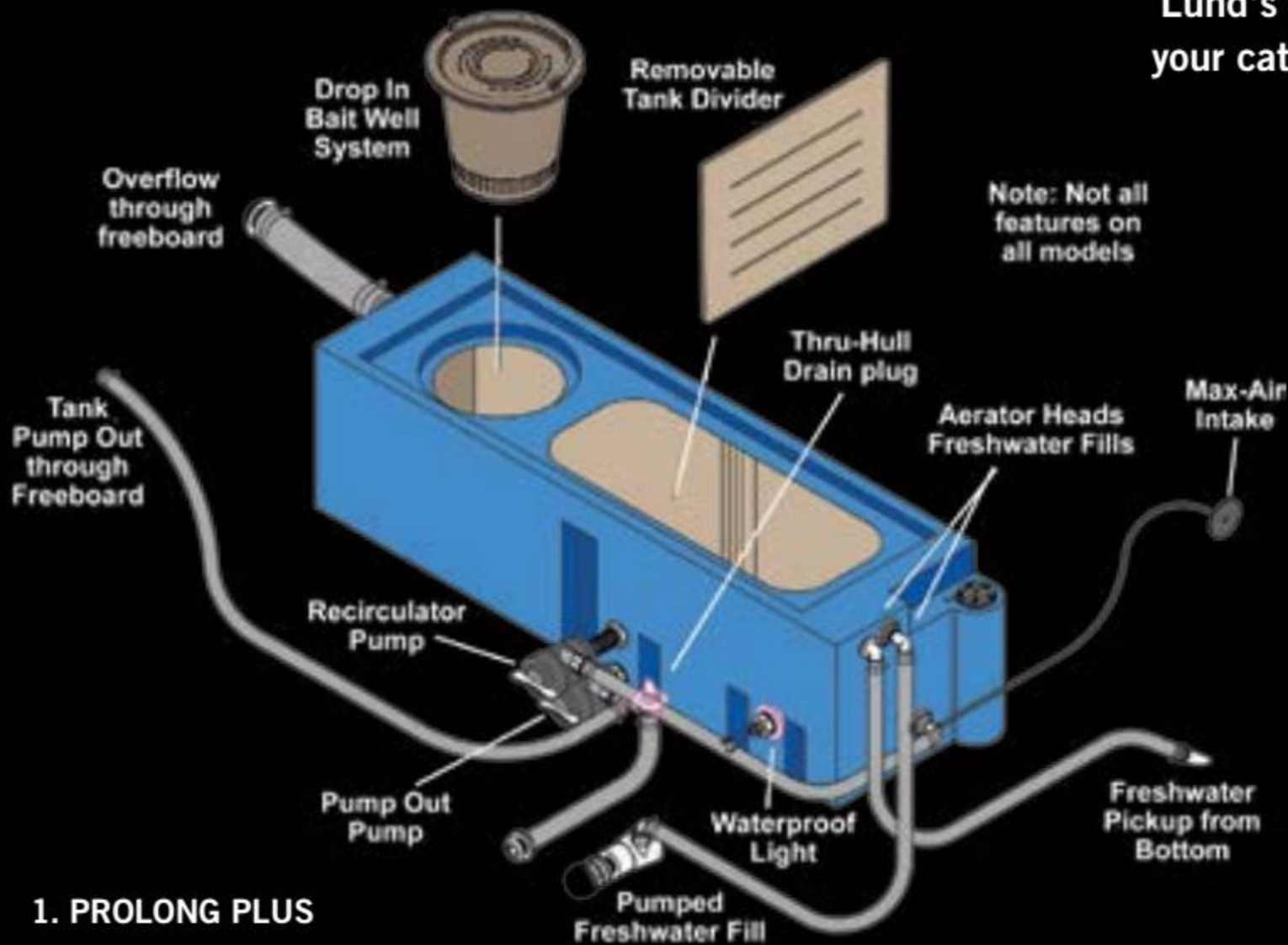
IPS integrates all of these features into a cohesive system that provides anglers with better backtrolling, superior drift control and more precise boat positioning. Simply put, Lund boats deliver a better, faster, higher, smoother and drier ride.

1 Lund Boats track like a train on rails, when trolling forward or backward, to maintain your desired position at any time. 2 Additional strakes on the IPS™2 hull provide more control to enhance tracking ability and give you the competitive advantage. 3 Reverse chines add an additional dimension to boat control. They not only provide added stability, but also additional edges to cut water and stay on top of the fish. 4 Lund's pronounced center keel works to eliminate cross drift, making it easy to stay in complete control and reduce battery and human fatigue.



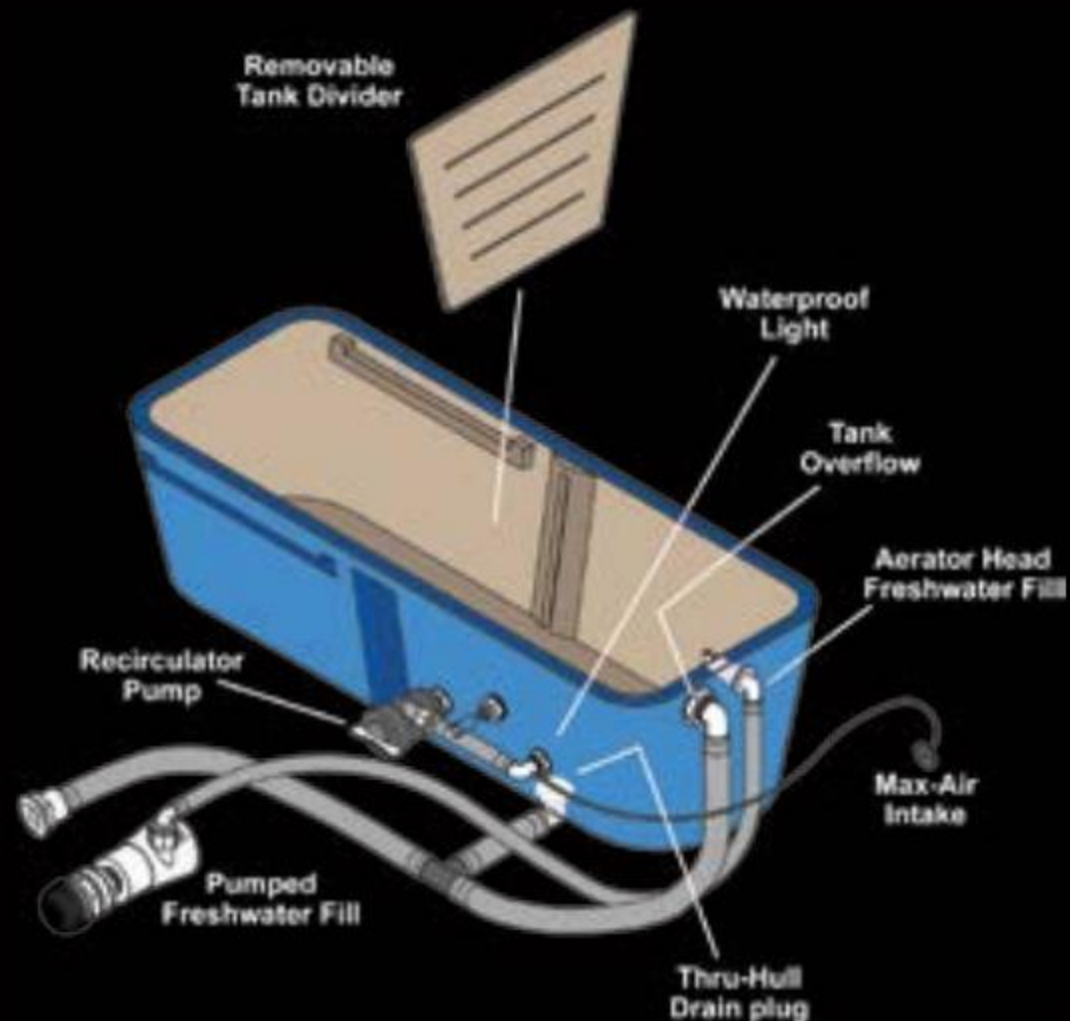
A Job Well Done

Lund's pioneering work with livewells keeps your catch healthier and less prone to stress

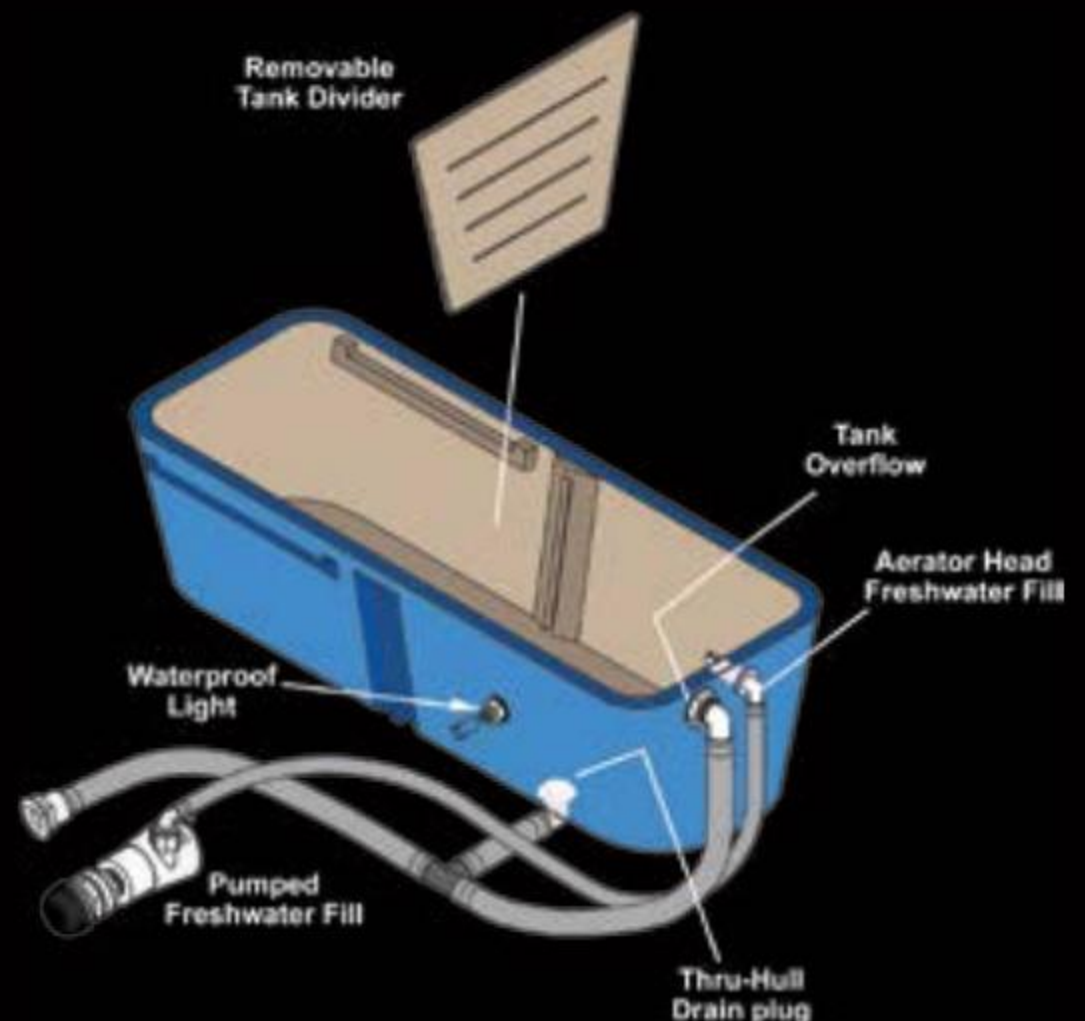


1. PROLONG PLUS

- 1. PROLONG PLUS** The envy of the industry and the most technologically advanced system to ever hit the water, the ProLong Plus is designed with a freshwater pickup integrated into the bottom of the hull, where it forces a steady flow of water into the livewell while the boat is running.
- 2. PROLONG** This two-pump design keeps water fresher and fish calmer than any other in the industry. One pump fills and aerates the well from above the fish, while the other recirculates and injects fresh air via the Max-Air system for maximum oxygenation.
- 3. AERATED** Lund's high-quality aerated livewell features a single pump with a single-switch control. You also have the option of running the aerator pump continuously in manual mode, or intermittently in automatic mode when the model is equipped with a timer.



2. PROLONG



3. AERATED



Superior Flotation

Lund engineers strive to design hulls that can endure the most extreme conditions. One of those extremes? A hull riddled with dozens of gaping holes—66 to be exact. The engineers gouged into the aluminum around the entire frame of their “holey” boat and launched it onto the water. The boat not only stayed afloat, it maintained stability and performance at high speeds when on plane, allowing the engineers to safely return to land with little more than damp shoes.

The secret to Lund’s superior flotation, even when taking on water, is strategically injected foam that meets and exceeds Coast Guard regulations. The buoyant material lining the inside of the hull ensures superior stability and flotation under extreme stress. For more information on Lund’s flotation compliance process and to see videos of the “holey” boat, visit www.lundboats.com.



PRO-V LIMITED

2175 / 2075



Black Freeboards / Gunmetal Bottom with Complete Clearcoat

Boats may show factory and/or dealer installed options. Please see dealer for details.



White Freeboards / Gunmetal Bottom with Complete Clearcoat



1



2



3



4



5

- 1. Optional Bow Baitwell
- 2. Custom Limited Steering wheel
- 3. Standard lighted Lund trailer
- 4. 4 Limited Pro Ride seats with Air Ride
- 5. Optional aft flip seats.

SPECIFICATIONS

	Length	Beam	Maximum HP	Maximum Capacity	Transom Height	Fuel	Livewell Systems	Maximum Rod Storage	Seats
2175	21'10"	102"	400	2,200 lb 7 people	25"	65 gal	Bow 27"/12 gal Aft 51"/25 gal	10'	4
2075	20'10"	102"	300	2,100 lb 7 people	25"	62 gal	Bow 27"/12 gal Aft 51"/25 gal	9'	4



2175

2075

■ Storage ■ Livewell ■ Baitwell ■ Seats ■ Seat Bases ■ Fuel Tank

PRO-V LIMITED

1975 / 1875

White Freeboards / Gunmetal Bottom
with Complete Clearcoat



Boats may show factory and
or dealer installed options.
Please see dealer for details.



1



2



3



4



5

1. Standard Rockford Fosgate
Stereo 2. Limited Port Console with
locking glovebox 3. Optional aft flip
seats offers additional seating and
casting space 4. Standard Pro-V
Limited Marine Mat
5. Standard Stainless Steel Latches



Black Freeboards / Gunmetal Bottom with Complete Clearcoat

SPECIFICATIONS

Length	Beam	Maximum HP	Maximum Capacity	Transom Height	Fuel	Livewell Systems	Maximum Rod Storage	Seats
19'10"	100"	225	2,000 lb 6 people	25"	51 gal	Bow 27"/11 gal Aft 42"/22 gal	8'	4
18'10"	97"	200	1,800 lb 6 people	25"	43 gal	Bow 27"/11 gal Aft 42"/22 gal	8'	4

1975

1875



1975



1875

■ Storage ■ Livewell ■ Baitwell ■ Seats ■ Seat Bases ■ Fuel Tank

PRO-V IFS

2175 / 2075



Heritage Red / Silverstone
Premium Graphics with Silver / Chrome "Lund"

Boats may show factory and/
or dealer installed options.
Please see dealer for details.



Arctic White / Silverstone with Standard Graphics



1. Optional Marine Mat
2. Port console storage (tackle trays not included)
3. Command console with storage tray
4. In-deck rod storage with room for 15 rods: (5) 9', (5) 8'6", (5) 7'11"
5. Optional aft deck extension with storage (tackle trays not included)



2175

2075

SPECIFICATIONS

Note: 2175 Pro V is now rated from max HP of 400. Up from 350 last year.

	Length	Beam	Maximum HP	Maximum Capacity	Transom Height	Fuel	Livewell Systems	Maximum Rod Storage	Seats
2175	21'10"	102"	400	2,200 lb 7 people	25"	65 gal	Bow 27"/12 gal Aft 51"/25 gal	10'	4
2075	20'10"	102"	300	2,100 lb 7 people	25"	62 gal	Bow 27"/12 gal Aft 51"/25 gal	9'	4

■ Storage ■ Livewell ■ Baitwell ■ Seats ■ Seat Bases ■ Fuel Tank

PRO-V

1975 / 1875



Heritage Red / Silverstone
with Standard Graphics and Raised, Chrome "Lund"



Boats may show factory and/or dealer installed options. Please see dealer for details.



1



2



3



4



5

1. Optional split jump seats provide convenient comfort 2. Command console with optional SmartCraft gauges 3. Storage with Advanced Water Control keeps your gear drier 4. Under console drawer (tackle trays not included) 5. Optional ski pylon for watersports action



Arctic White / Silverstone with Standard Graphics

SPECIFICATIONS

Length	Beam	Maximum HP	Maximum Capacity	Transom Height	Fuel	Livewell Systems	Maximum Rod Storage	Seats
19'10"	100"	225	2,000 lb 6 people	25"	51 gal	Bow 27"/11 gal Aft 42"/22 gal	8'	4
18'10"	97"	200	1,800 lb 6 people	25"	43 gal	Bow 27"/11 gal Aft 42"/22 gal	8'	3

1975

1875



1975

1875

■ Storage ■ Livewell ■ Baitwell ■ Seats ■ Seat Bases ■ Fuel Tank

PRO-V BASS/BASS XS

2075



Arctic White with Complete Clearcoat and Standard Graphics

Boats may show factory and/or dealer installed options. Please see dealer for details.



Heritage Red with Complete Clearcoat, Standard Graphics and Raised, Black / Chrome "Lund"



1



2



3



4



5

1. Bow command center features cupholder and trim switch
2. Ergonomic command console w/ flush mount option 3. Optional removable port console includes glove box 4. Aft platform features convenient flip up seats (XS) 5. Center rod locker holds 15 rods: (5) 10', (5) 9'6", (5) 8'



Bass



Bass XS

SPECIFICATIONS

Length	Beam	Maximum HP	Maximum Capacity	Transom Height	Fuel	Livewell Systems	Maximum Rod Storage	Seats
20'10"	96"	250	1,800 lb Bass - 4 people XS - 5 people	25"	49 gal	Aft 36"/28 gal	10'	1 bench, 1 bike - Bass 2 + 1 bike - XS

■ Storage ■ Livewell ■ Baitwell ■ Seats ■ Seat Bases ■ Fuel Tank

PRO-V BASS/BASS XS

1875



Black with Complete Clearcoat,
Standard Graphics and Raised, Red "Lund"



Boats may show factory and/
or dealer installed options.
Please see dealer for details.



1



2



3



4

1. Bow command center features cupholder and trim switch 2. The XS layout includes flip seats 3. Removable port console option 4. Command console with flush-mount graph options 5. Bow features Advanced Water Control compartments



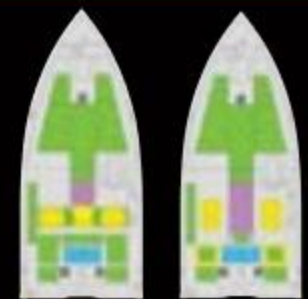
5



Graphite Metallic with Complete Clearcoat,
Standard Graphics and Raised, Black / Chrome "Lund"

SPECIFICATIONS

Length	Beam	Maximum HP	Maximum Capacity	Transom Height	Fuel	Livewell Systems	Maximum Rod Storage	Seats
18'9"	96"	200	1,650 lb 4 - Bass/5 - XS	25"	39 gal	Aft 36"/28 gal	9'	1 bench, 1 bike - Bass 2 + 1 bike - XS



Bass

Bass XS

■ Storage ■ Livewell ■ Baitwell ■ Seats ■ Seat Bases ■ Fuel Tank

BARON

2275



Heritage Red / Silverstone with Standard Graphics and (Optional) Raised, Chrome "Lund"

Boats may show factory and/or dealer installed options. Please see dealer for details.



Heritage Red / Silverstone with Standard Graphics and (Optional) Raised, Chrome "Lund"



1



2



3



4



5

1. In-floor rod storage for 10 rods: (5) 9', (5) 8'6" 2. Flip top hider provides easy access to top when not in use 3. Aft platform provides comfortable flip-up seating 4. Walkway storage offers convenient and easy access for smaller items. 5. Helm offers convenient storage and ease of use

SPECIFICATIONS



Length	Beam	Maximum HP	Maximum Capacity	Transom Height	Fuel	Livewell Systems	Maximum Rod Storage	Seats
22'9"	102"	400	2,950 lb 12 people	25"	70 gal	Bow 25' / 9 gal Aft 38' / 24 gal	10'	4

■ Storage ■ Livewell ■ Baitwell ■ Seats ■ Seat Bases ■ Fuel Tank

TYEE MAGNUM

2075



Arctic White / Silverstone with Standard Graphics and (Optional) Raised, Black "Lund"



Boats may show factory and/or dealer installed options. Please see dealer for details.



1. Port side rod storage 2. Port console with storage and cup holders with integrated grab handle 3. Spacious aft area with 38"/24 Gal livewell 4. Convenient flip down aft seating 5. Command Console with optional Vessel View



Arctic White / Silverstone with Standard Graphics and (Optional) Raised, Black "Lund"

SPECIFICATIONS

Length	Beam	Maximum HP	Maximum Capacity	Transom Height	Fuel	Livewell Systems	Maximum Rod Storage	Seats
20'8"	99.5"	250	2,350 lb 9 people	25"	49 gal	Aft 38"/24 gal	10'6"	4



■ Storage ■ Livewell ■ Baitwell ■ Seats ■ Seat Bases ■ Fuel Tank

Tyee

2075



Arctic White / Beige with Standard Graphics and (Optional) Raised, Chrome "Lund"

Boats may show factory and/or dealer installed options. Please see dealer for details.



Arctic White / Beige with Standard Graphics and (Optional) Raised, Chrome "Lund"



1



2



3



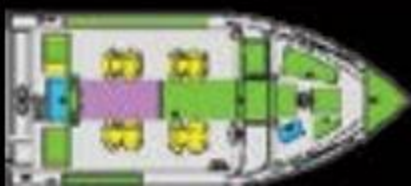
4



5

- 1. Center storage keeps tackle trays in easy reach
- 2. Standard bow backrests for added comfort
- 3. In-floor lockable rod storage holds 10 rods: (4) 8'0", (6) 7'6"
- 4. Port console features lockable glove box
- 5. Optional port rod storage holds additional rods

SPECIFICATIONS



Length	Beam	Maximum HP	Maximum Capacity	Transom Height	Fuel	Livewell Systems	Maximum Rod Storage	Seats
20'8"	99.5 "	250	2,350 lb 9 people	25"	50 gal	Bow 25"/9 gal Aft 38"/24 gal	8'	4

■ Storage ■ Livewell ■ Baitwell ■ Seats ■ Seat Bases ■ Fuel Tank

**Tyee
Limited**

1975 / 1875



Boats may show factory and/or dealer installed options. Please see dealer for details.

White Freeboards / Gunmetal Bottom with Complete Clearcoat



1



2



3



4



5

1. The Limited helm offers upgraded amenities 2. Aft deck offers comfortable flip seating, cup/tool holder livewell and top storage underneath 3. Port console provides ample lockable storage 4. Massive bow storage & stainless steel hardware, further exemplifies luxury 5. Optional Limited bow cushions create an enhanced seating/lounging area



Black Freeboards / Gunmetal Bottom with Complete Clearcoat

SPECIFICATIONS

Length	Beam	Maximum HP	Maximum Capacity	Transom Height	Fuel	Livewell Systems	Maximum Rod Storage	Seats
19'10"	98"	225	9 people/ 2,050 lbs	25"	40 gal	Bow 25'/9 gal Aft 38'/24 gal	9'	4
18'10"	98"	200	8 people/ 1,950 lbs	25"	40 gal	Bow 25'/9 gal Aft 38'/24 ga	8'	4

1975

1875



1975



1875

■ Storage ■ Livewell ■ Baitwell ■ Seats ■ Seat Bases ■ Fuel Tank

TYEE

1975



Heritage Red / Black with Premium Graphics

Boats may show factory and/or dealer installed options. Please see dealer for details.



Heritage Red / Black with Premium Graphics



1. Ample bow storage to hold everything you may need on the water.
2. In floor rod locker accommodates 10 rods (5) – 9'; (5) 8'6"
3. Command console has everything you need at your fingertips.
4. Recessed speaker and LED light offer a nice out of the way feature.
5. Aft flip seats ensure you have seating for everyone when needed.

SPECIFICATIONS



Length	Beam	Maximum HP	Maximum Capacity	Transom Height	Fuel	Livewell Systems	Maximum Rod Storage	Seats
19'10"	98"	225	9 people/ 2,050 lbs	25"	40 gal	Bow 25'/9 gal Aft 38'/24 gal	9'	3

■ Storage ■ Livewell ■ Baitwell ■ Seats ■ Seat Bases ■ Fuel Tank

TYEE

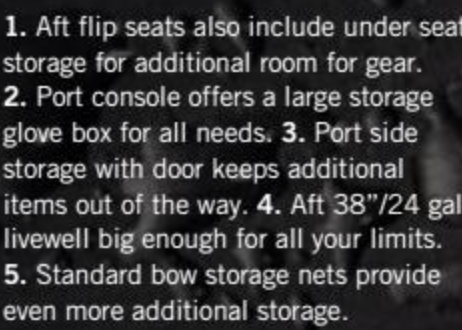
1875



Cobalt Blue / Silverstone with Premium Graphics



Boats may show factory and/or dealer installed options. Please see dealer for details.



1. Aft flip seats also include under seat storage for additional room for gear.
 2. Port console offers a large storage glove box for all needs. 3. Port side storage with door keeps additional items out of the way. 4. Aft 38"/24 gal livewell big enough for all your limits.
 5. Standard bow storage nets provide even more additional storage.



Cobalt Blue / Silverstone with Premium Graphics

SPECIFICATIONS

Length	Beam	Maximum HP	Maximum Capacity	Transom Height	Fuel	Livewell Systems	Maximum Rod Storage	Seats
18'10"	98"	200	8 people/ 1,950 lbs	25"	40 gal	Bow 25"/9 gal Aft 38"/24 ga	8'	3



■ Storage ■ Livewell ■ Baitwell ■ Seats ■ Seat Bases ■ Fuel Tank

CROSSOVER XS

1875 / 1775



Arctic White / Beige with Standard Graphics

Boats may show factory and/or dealer installed options. Please see dealer for details.



Heritage Red / Black with Standard Graphics and (Optional) Raised, Chrome "Lund"



1



2



3



4



5

1. Command console with optional vessel view 2. Aft flip top hider also has storage for your optional ski pylon 3. Optional marine mat provides all day comfort and protection 4. Optional bow cushions for a more relaxing time 5. Standard boarding ladder makes water access easy

SPECIFICATIONS

	Length	Beam	Maximum HP	Maximum Capacity	Transom Height	Fuel	Livewell Systems	Maximum Rod Storage	Seats
1875	18'10"	95"	175	1,800 lbs 8 people	25"	35 gal	Aft 38"/24 gal	9'	3
1775	17'10"	95"	150	1,750 lbs 7 people	25"	28 gal	Aft 38"/24 gal	7'	3



1875



1775

■ Storage ■ Livewell ■ Baitwell ■ Seats ■ Seat Bases ■ Fuel Tank

SPORT ANGLER

2000 / 1800



Boats may show factory and/or dealer installed options. Please see dealer for details.

Heritage Red / Silverstone with Standard Graphics



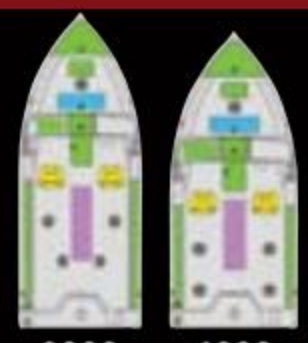
1. Helm provides easy access to everything you need
2. Port console allows for storage of a variety of items
3. Optional flip seat provides additional storage underneath
4. Cleaning station provides convenient onboard fish prep
5. Easy-access rod storage with optional SportTrak rod holder and side seat with under-seat storage



Heritage Red / Silverstone with Standard Graphics

SPECIFICATIONS

Length	Beam	Maximum HP	Maximum Capacity	Transom Height	Fuel	Livewell Systems	Maximum Rod Storage	Seats
20'6"	97"	225	2,100 lbs 6 people	25"	52 gal	40*/18 gal	12'	2
18'6"	97"	175	1,900 lbs 6 people	25"	44 gal	40*/18 gal	10'	2



2000 1800

■ Storage ■ Livewell ■ Baitwell ■ Seats ■ Seat Bases ■ Fuel Tank

IMPACT XS

Sport

2025



Blackout Graphics on Black Boat with Chrome "Lund"

Boats may show factory and/or dealer installed options. Please see dealer for details.



Blackout Graphics on Black Boat with Black Chrome "Lund"



1



2



3



4



5

1. 24-gallon, 38" aft livewell holds your entire haul 2. Standard under-console drawer and ruler add convenience 3. Command console accommodates optional VesselView 4. Aft deck features flip-up seats and optional ski pylon 5. Optional bow baitwell keeps bait active

SPECIFICATIONS

Length	Beam	Maximum HP	Maximum Capacity	Transom Height	Fuel	Livewell Systems	Maximum Rod Storage	Seats
20'2"	96"	200	2,000 lb 8 people	25"	46 gal	Bow 27"/11 gal Aft 38"/24 gal	8'6"	4



■ Storage ■ Livewell ■ Baitwell ■ Seats ■ Seat Bases ■ Fuel Tank

IMPACT XS

Sport

1875



Arctic White with Premium Graphics and Raised, Chrome "Lund"



Boats may show factory and/or dealer installed options. Please see dealer for details.



1



2



3



4

1. Command console with optional vessel view
2. Optional under console drawers for additional storage
3. Port storage offers additional room for gear and rod storage
4. Port console features accessible storage
5. Aft boarding ladder comes standard



5



Arctic White with Premium Graphics and Raised, Chrome "Lund"

SPECIFICATIONS

Length	Beam	Maximum HP	Maximum Capacity	Transom Height	Fuel	Livewell Systems	Maximum Rod Storage	Seats
18'11"	96"	150	1,800 lb 7 people	25"	36 gal	Bow 27"/11 gal Aft 38"/24 gal	8'6"	3



■ Storage ■ Livewell ■ Baitwell ■ Seats ■ Seat Bases ■ Fuel Tank

IMPACT XS

Sport

1775 / 1675



Graphite Metallic with Standard Graphics


Boats may show factory and/or dealer installed options. Please see dealer for details.



Cobalt Blue / Black with Premium Graphics and Raised Chrome "Lund"



1



2



3



4



5

- 1. Under console throw storage for quick access to items
- 2. Optional bow multi-base allows for additional seating in the bow
- 3. Aft starboard storage holds battery and optional Panther powersteering pump
- 4. Optional on-the-go rod storage
- 5. Aft deck features flip-up seats and optional ski pylon

SPECIFICATIONS

	Length	Beam	Maximum HP	Maximum Capacity	Transom Height	Fuel	Livewell Systems	Maximum Rod Storage	Seats
1775	17'11"	96"	125	1,700 lb 6 people	25"	30 gal	Bow 27"/11 gal Aft 38"/24 gal	8'	2
1675	16'10"	90"	90	1,550 lbs 6 people	25"	22 gal	Bow 27"/11 gal Aft 38"/24 gal	7'	2



1775 1675

■ Storage ■ Livewell ■ Baitwell ■ Seats ■ Seat Bases ■ Fuel Tank

IMPACT

Sport & SS

1875 / 1775



Graphite Metallic / Black with Standard Graphics



Boats may show factory and/or dealer installed options. Please see dealer for details.



1. Port console features large glove box 2. Optional starboard rod holder and straps keep rods at hand 3. Rod locker holds 10 rods: (5) 8'; (5) 7'6" 4. Large bow provides ample casting room 5. Under-deck drawer provides additional storage (standard on SS; optional on Sport)



Heritage Red / Silverstone with Premium Graphics and Raised Chrome "Lund"

SPECIFICATIONS

Length	Beam	Maximum HP	Maximum Capacity	Transom Height	Fuel	Livewell Systems	Maximum Rod Storage	Seats
18'11"	96"	150	1,800 lb 7 people	25"	36 gal	Bow 27"/11 gal Aft 37"/16 gal	8'6"	3
17'11"	96"	125	1,700 lb 6 people	25"	30 gal	Bow 27"/11 gal Aft 37"/16 gal	8'	2



■ Storage ■ Livewell ■ Baitwell ■ Seats ■ Seat Bases ■ Fuel Tank

IMPACT

Sport & SS

1675



Arctic White / Black with Standard Graphics

Boats may show factory and/or dealer installed options. Please see dealer for details.



Arctic White / Black with Standard Graphics



1



2



3



4



5

- 1. Sleek & convenient VesselView option
- 2. Center rod locker holds 10 rods 10 rods: (5) 7'; (5) 6'6"
- 3. Bow multi-base option allows for additional seating in the bow
- 4. Optional starboard rod storage holds additional rods
- 5. Optional splash pan inserts offer increased platform area

SPECIFICATIONS

Length	Beam	Maximum HP	Maximum Capacity	Transom Height	Fuel	Livewell Systems	Maximum Rod Storage	Seats
16'10"	90"	90	1,550 lb 6 people	25"	22 gal	Bow 27"/11 gal Aft 37"/16 gal	7'	2



Sport

SS

■ Storage ■ Livewell ■ Baitwell ■ Seats ■ Seat Bases ■ Fuel Tank

PRO GUIDE

2075 / 1875



Heritage Red / Silverstone with Standard Graphics and Raised Black Chrome "Lund"



Boats may show factory and/or dealer installed options. Please see dealer for details.



1. In-deck rod storage (2075 holds 15 rods, 1875 holds 10 rods)
2. Comprehensive control panel keeps everything you need close at hand
3. Optional stereo with 2 speakers
4. Starboard locker adds storage for 5 additional rods
5. Deep and plentiful bow storage



Arctic White / Silverstone with Premium Graphics and Raised Chrome "Lund"

SPECIFICATIONS

Length	Beam	Maximum HP	Maximum Capacity	Transom Height	Fuel	Livewell Systems	Maximum Rod Storage	Seats
20'9"	93"	250	2,000 lb 6 people	25"	43 gal	Bow 27"/11 gal Aft 42"/22 gal	9'6"	3
18'10"	93"	90	1,650 lb 6 people	25"	35 gal	Bow 27"/11 gal Aft 42"/22 gal	9'	3

2075

1875



2075

1875

■ Storage ■ Livewell ■ Baitwell ■ Seats ■ Seat Bases ■ Fuel Tank

PRO GUIDE

1775 / 1675



Black / Silverstone with Standard Graphics

Boats may show factory and/or dealer installed options. Please see dealer for details.



Black / Silverstone with Standard Graphics



1



2



3



4



5

1. Versatile aft deck features a large livewell and deep storage 2. In-deck bow storage holds anything you need 3. Command console keeps captains in control 4. Port side storage tucks gear neatly away 5. Starboard side storage provides even more room for gear

SPECIFICATIONS

	Length	Beam	Maximum HP	Maximum Capacity	Transom Height	Fuel	Livewell Systems	Maximum Rod Storage	Seats
1775	17'10"	87"	75	1,400 lb 6 people	20"	21 gal	Aft 37"/16 gal	7.5'	2
1675	16'10"	87"	60	1,350 lb 6 people	20"	21 gal	Aft 37"/16 gal	7.5'	2



1775 1675

■ Storage ■ Livewell ■ Baitwell ■ Seats ■ Seat Bases ■ Fuel Tank

RENEGADE

1875



Arctic White with Standard Graphics



Boats may show factory and/or dealer installed options. Please see dealer for details.



1



2



3



4

1. Large casting area and huge storage for all your gear
2. Ergonomic console puts control at your fingertips
3. On-the-go rod storage
4. Flip up bench offers additional underseat storage.
5. 22-gallon aft livewell holds your catches



5



Arctic White with Standard Graphics

SPECIFICATIONS

Length	Beam	Maximum HP	Maximum Capacity	Transom Height	Fuel	Livewell Systems	Maximum Rod Storage	Seats
18'9"	95"	115	1,325 lb 4 people	20"	22 gal	Aft 35"/22 gal Bow 27"/11 gal (Crappie Only)	9'	1 bench



Crappie Edition

RENEGADE

1775



Black with Standard Graphics

Boats may show factory and/or dealer installed options. Please see dealer for details.



Black with Standard Graphics



1



2



3



4



5

1. Center seat flip down for convenient step 2. Aft battery storage and optional charger 3. Flip bench seating provides additional storage 4. Aft casting deck offers great storage and a 22 gal livewell 5. Rod locker equipped with storage for 7 rods



Crappie Edition

SPECIFICATIONS

Length	Beam	Maximum HP	Maximum Capacity	Transom Height	Fuel	Livewell Systems	Maximum Rod Storage	Seats
17'9"	95"	90	1,225 lbs 4 people	20"	22 gal	Aft 35"/22 gal Bow 27"/11 gal (Crappie Only)	8'	1 bench

■ Storage ■ Livewell ■ Baitwell ■ Seats ■ Seat Bases ■ Fuel Tank

ADVENTURE

Sport / SS

1775



Heritage Red with Standard Graphics



Boats may show factory and/or dealer installed options. Please see dealer for details.



- 1. Bow storage holds all your gear
- 2. Wide-open deck creates more casting space
- 3. SS console puts control at your fingertips
- 4. Port side storage keeps additional gear tucked away
- 5. Optional bow cushions for lounging comfort



Arctic White with Standard Graphics

SPECIFICATIONS

Length	Beam	Maximum HP	Maximum Capacity	Transom Height	Fuel	Livewell Systems	Maximum Rod Storage	Seats
17'10"	87"	115	1,400 lb 6 people	20"	21 gal	37"/23 gal	7'5"	2
17'10"	87"	90	1,400 lb 6 people	20"	21 gal	37"/23 gal	7'5"	2

Sport

SS



Sport

SS

■ Storage ■ Livewell ■ Baitwell ■ Seats ■ Seat Bases ■ Fuel Tank

ADVENTURE

Sport / SS

1675



Arctic White with Standard Graphics

Boats may show factory and/or dealer installed options. Please see dealer for details.



Heritage Red with Standard Graphics



1



2



3



4



5

1. Aft jump seats provide seating for the whole family 2. Port console provides additional storage for your gear (Sport Model Only) 3. Ski pylon option for a day of water skiing 4. Standard swim ladder for ease of entry 5. Command console and full windshield protects you from the elements (Sport Model Only)

SPECIFICATIONS

	Length	Beam	Maximum HP	Maximum Capacity	Transom Height	Fuel	Livewell Systems	Maximum Rod Storage	Seats
Sport	16'10"	87"	90	1,350 lb 6 people	20"	21 gal	37"/23 gal	7'5"	2
SS	16'10"	87"	90	1,350 lb 6 people	20"	21 gal	37"/23 gal	7'5"	2



Sport

SS

■ Storage ■ Livewell ■ Baitwell ■ Seats ■ Seat Bases ■ Fuel Tank

REBEL XL

Sport / SS

1650



Black with Standard Graphics



Boats may show factory and/or dealer installed options. Please see dealer for details.



1



2



3



4



5

1. Optional aft platform flip seat adds seating and a larger casting deck 2. Port side rod storage for all your rods 3. Large 37"/16 Gal aft livewell 4. Command console keeps everything close at hand 5. Ample bow storage for all your gear



Cobalt Blue with Standard Graphics

SPECIFICATIONS

Length	Beam	Maximum HP	Maximum Capacity	Transom Height	Fuel	Livewell Systems	Maximum Rod Storage	Seats
16' 7"	85"	90	6 people/ 1,350 lbs	20"	19 gal	37"/16 gal	7'6"	3
16' 7"	85"	75	6 people/ 1,350 lbs	20"	19 gal	37"/16 gal	7'6"	3

Sport

SS



Sport

SS

■ Storage ■ Livewell ■ Baitwell ■ Seats ■ Seat Bases ■ Fuel Tank

REBEL XL

Tiller

1650



Graphite Metallic with Standard Graphics

Boats may show factory and/or dealer installed options. Please see dealer for details.



Graphite Metallic with Standard Graphics



1



2



3



4



5

1. Easy access to storage and battery
2. Tiller command console has tackle tray and tool storage
3. Starboard rod and gear storage
4. Easy access 37"/16 Gal aft livewell
5. Aft casting platform offers plenty of room

SPECIFICATIONS

Length	Beam	Maximum HP	Maximum Capacity	Transom Height	Fuel	Livewell Systems	Maximum Rod Storage	Seats
16' 7"	85"	60	6 people/ 1,350 lbs	20"	19 gal	37"/16 gal	7'6"	3



■ Storage ■ Livewell ■ Baitwell ■ Seats ■ Seat Bases ■ Fuel Tank

FURY XL

Sport & SS

1625



Arctic White with Standard Graphics



Boats may show factory and/or dealer installed options. Please see dealer for details.



1. Optional aft flip-up bench seats offer casting area when seats are down 2. SS helm offers protection from the elements and a more open cockpit area. 3. In-floor rod storage for rods up to 8' 4. Optional aft flip-up bench seats offer additional seating 5. Spacious bow offers wide and deep storage.



Heritage Red with Standard Graphics

SPECIFICATIONS

Length	Beam	Maximum HP	Maximum Capacity	Transom Height	Fuel	Livewell Systems	Maximum Rod Storage	Seats
16'3"	80"	60	1,250 lb 5 people	20"	12 gal	Aft 37"/16 gal	8'	2
16'3"	80"	60	1,250 lb 5 people	20"	12 gal	Aft 37"/16 gal	8'	2

Sport

SS



Sport

SS

■ Storage ■ Livewell ■ Baitwell ■ Seats ■ Seat Bases ■ Fuel Tank

FURY XL

Tiller

1625



Black with Standard Graphics

Boats may show factory and/or dealer installed options. Please see dealer for details.



Black with Standard Graphics




1



2



3




4



5

1. In-floor rod storage for rods up to 8'
2. Aft raised casting platform with seat base
3. Plentiful bow storage holds gear, and bow livewell holds fish
4. Telescoping ladder for easy boarding
5. Portable fuel tank has its own storage space

SPECIFICATIONS



Length	Beam	Maximum HP	Maximum Capacity	Transom Height	Fuel	Livewell Systems	Maximum Rod Storage	Seats
16' 3"	80"	50	1,250 lb 5 people	20"	12 gal	37"/16 gal	8'	2

■ Storage ■ Livewell ■ Baitwell ■ Seats ■ Seat Bases ■ Fuel Tank

FURY

SS & Tiller

1600



Heritage Red with Standard Graphics



Boats may show factory and/or dealer installed options. Please see dealer for details.




1. Portside stepped rod locker holds rods up to 7' 2. SS Console with optional windshield and optional gauges 3. Large pass-through bow compartments 4. 11-gallon, 35° livewell holds your catches 5. Four durable cleats line the gunnel



Arctic White with Standard Graphics

SPECIFICATIONS

Length	Beam	Maximum HP	Maximum Capacity	Transom Height	Fuel Tank	Livewell Systems	Maximum Rod Storage	Seats	
16'2"	73.5"	40	1,200 lb/ 5 people	20"	—	Bow 35°/ 11 gal	7'6"	2	SS
16'2"	73.5"	40	1,200 lb/ 5 people	20"	—	Bow 35°/ 11 gal	7'6"	2	Tiller



■ Storage ■ Livewell ■ Baitwell ■ Seats ■ Seat Bases ■ Fuel Tank

FURY

SS & Tiller

1400



Black with Standard Graphics

Boats may show factory and/or dealer installed options. Please see dealer for details.



Cobalt Blue with Standard Graphics



1



2



3



4



5

1. Portside stepped rod locker holds rods up to 7' 2. SS Console with optional windshield and optional gauges 3. Large pass-through bow compartments 4. 11-gallon, 35" livewell holds your catches 5. Four durable cleats line the gunnel

SPECIFICATIONS

	Length	Beam	Maximum HP	Maximum Capacity	Transom Height	Fuel	Livewell Systems	Maximum Rod Storage	Seats
SS	14'9"	69.5"	30	1,080 lb/4 people	20"	—	Bow 35"/11 gal	7'	2
Tiller	14'9"	69.5"	30	1,080 lb/4 people	20"	—	Bow 35"/11 gal	7'	2



SS

Tiller

■ Storage ■ Livewell ■ Baitwell ■ Seats ■ Seat Bases ■ Fuel Tank

OUTFITTER

1750



Aluminum with Standard Graphics



Boats may show factory and/or dealer installed options. Please see dealer for details.



1



2




3



4

1. Deep, pass-through bow storage eliminates clutter 2. Aerated 20-gallon bow livewell keeps fish fresh 3. Side rod holders add convenience and accessibility 4. Removable bow boxes simplify loading and unloading 5. Composite flooring option



5



Aluminum with Standard Graphics

SPECIFICATIONS

Length	Beam	Maximum HP	Maximum Capacity	Transom Height	Fuel	Livewell Systems	Maximum Rod Storage	Seats
17'7"	77"	60	1,400 lb 5 people	20"	22 gal	Bow 42"/20 gal	7'	3



■ Storage ■ Livewell ■ Baitwell ■ Seats ■ Seat Bases ■ Fuel Tank

ALASKAN

DC & SS

2000 / 1800 / 1600

Heritage Red with Standard Graphics



Boats may show factory and/or dealer installed options. Please see dealer for details.



Black with Standard Graphics



1



2



3



4




5

1. Port console provides comfort and protection from the elements
2. 13-gallon port livewell with baitwell (1800/1600 shown)
3. Bow multi base option allows for an additional person to fish in the bow
4. Composite interior option
5. Functional command console makes for easy operation

SPECIFICATIONS

	Length	Beam	Maximum HP	Maximum Capacity	Transom Height	Fuel	Livewell Systems	Maximum Rod Storage	Seats
2000 DC	20'6"	90.5"	125	2,100 lbs / 7 people	25"	29 gal	Bow 40"/18 gal	9'	3
2000 SS	20'6"	90.5"	125	2,100 lbs / 7 people	25"	29 gal	Bow 40"/18 gal	9'	3
1800 DC	18'9"	83"	90	1,600 lbs / 7 people	20"	20 gal	Port 46"/13 gal	8'6"	2
1800 SS	18'9"	83"	90	1,600 lbs / 7 people	20"	20 gal	Port 46"/13 gal	8'6"	2
1600 SS	16'10"	81"	75	1,350 lbs / 6 people	20"	20 gal	Port 46"/13 gal	7'	2

■ Storage ■ Livewell ■ Baitwell ■ Seats ■ Seat Bases ■ Fuel Tank



2000 DC 2000 SS

1800 DC 1800 SS 1600 SS

ALASKAN Tiller

2000 / 1800 / 1600



Fall Marsh with Standard Graphics



Boats may show factory and/or dealer installed options. Please see dealer for details.



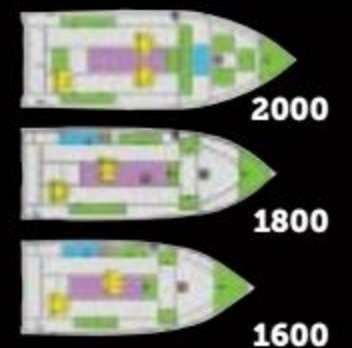
1. Bow battery storage is conveniently accessible 2. Port storage offers a generous amount of space for all your gear 3. Tan seat is standard when you choose Fall Marsh or Wetlands® exterior color 4. Handy side storage allows quick access to items 5. Spacious port livewell keeps your day's catch fresh



Arctic White with Standard Graphics

SPECIFICATIONS

Length	Beam	Maximum HP	Maximum Capacity	Transom Height	Fuel	Livewell Systems	Maximum Rod Storage	Seats
20'6"	90.5"	125	2,100 lbs / 7 people	20"	29 gal	Bow 40"/18 gal	9'	3
18'9"	83"	75	1,600 lbs / 7 people	20"	20 gal	Port 46"/13 gal	8'6"	2
16'10"	81"	60	1,350 lbs / 6 people	20"	20 gal	Port 46"/13 gal	7'	2



■ Storage ■ Livewell ■ Baitwell ■ Seats ■ Seat Bases ■ Fuel Tank

SSV

18 / 16 / 14



Heritage Red with Standard Graphics

Boats may show factory and/or dealer installed options. Please see dealer for details.



Heritage Red with Standard Graphics



1



2



3




4



5

- 1. Optional SS console allows for enhanced steering wheel control
- 2. Optional raised bow storage packs it all in (16 and 18 only)
- 3. Optional drop-in floor creates more casting room
- 4. Composite seat option
- 5. Optional port console maximizes cockpit comfort (SSV 18 only)



18

16

14

SPECIFICATIONS

	Length	Beam	Maximum HP	Maximum Capacity	Transom Height	Fuel Tank	Livewell Systems	Maximum Rod Storage	Seats
18	18'4"	76"	60	1,500 lbs / 7 people	20"	—	—	—	2 cross, 4 split
16	16'2"	72"	40	1,100 lb/5 people (15") 1,200 lb/6 people (20")	15"/20"	—	—	—	2 cross, 4 split
14	14'2"	70"	30	915 lb/4 people (15") 1,020 lb/4 people (20")	15"/20"	—	—	—	2 cross, 4 split

■ Storage ■ Livewell ■ Baitwell ■ Seats ■ Seat Bases ■ Fuel Tank

WC

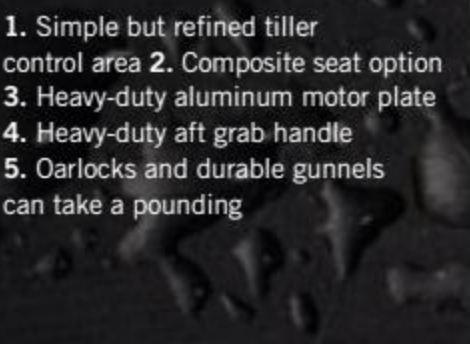
16 / 14 / 12



Heritage Red with Standard Graphics



Boats may show factory and/or dealer installed options. Please see dealer for details.




1. Simple but refined tiller control area
 2. Composite seat option
 3. Heavy-duty aluminum motor plate
 4. Heavy-duty aft grab handle
 5. Oarlocks and durable gunnels can take a pounding



Heritage Red with Standard Graphics

SPECIFICATIONS

Length	Beam	Maximum HP	Maximum Capacity	Transom Height	Fuel Tank	Livewell Systems	Maximum Rod Storage	Seats
16'2"	72"	25	1,150 lbs / 5 people	15"/20"	—	—	—	3 cross, 2 split
14'6"	69"	25	1,000 lbs / 4 people	15"/20"	—	—	—	2 cross, 2 split
12'1"	61"	15	700 lbs / 3 people	15"	—	—	—	2 cross, 2 split



■ Storage ■ Livewell ■ Baitwell ■ Seats ■ Seat Bases ■ Fuel Tank

A

14 / 12



Boats may show factory and/or dealer installed options. Please see dealer for details.



Aluminum standard graphics



Optional fall marsh color



1



2



3




4



5

- 1. Heavy-duty corner castings enhance structural durability
- 2. Extruded aluminum motor plates add toughness
- 3. Solid oarlocks and durable gunnels outlast heavy use
- 4. Aluminum bench seats provide ample passenger room
- 5. Rugged bow corner castings strengthen the hull



14

12

SPECIFICATIONS

	Length	Beam	Maximum HP	Maximum Capacity	Transom Height	Fuel Tank	Livewell Systems	Maximum Rod Storage	Seats
14	14'1"	61"	15	785 lbs 3 people	15"	—	—	—	3 cross
12	12'1"	60"	10	645 lbs 3 people	15"	—	—	—	3 cross

■ Storage ■ Livewell ■ Baitwell ■ Seats ■ Seat Bases ■ Fuel Tank

JON BOATS

10 to 18 feet



Olive drab green

**BOATING'S
BEST**
LIFETIME WARRANTY

Boats may show factory and/or dealer installed options. Please see dealer for details.



Olive drab green

SPECIFICATIONS

	Length	Beam	Transom Height	Seats	Max. Person Capacity	Max. Weight Capacity	Max. HP
1852MT	17'9"	75"	20"	4 cross	6	1375 lbs.	45
1648M	15'8.5"	70"	15'/20"	3 cross	4	973 lbs.	35
1648	15'8.5"	70"	15'/20"	3 cross	4	973 lbs.	35
1448M	13'8"	70"	15'/20"	3 cross	4	825 lbs.	25
1448	13'8"	70"	15'/20"	3 cross	4	825 lbs.	25

	Length	Beam	Transom Height	Seats	Max. Person Capacity	Max. Weight Capacity	Max. HP
	13'8"	57"	15"	3 cross	3	552 lbs.	15
	11'9"	56"	15"	3 cross	3	527 lbs.	10
	11'8"	48"	15"	3 cross	2	335 lbs.	3
	10'	48"	15"	3 cross	2	275 lbs.	3

■ Storage
 ■ Livewell
 ■ Baitwell
 ■ Seats
 ■ Seat Bases
 ■ Fuel Tank

PREDATOR CC

2070 / 1870



Mossy Oak® Break Up Pattern Shown

Boats may show factory and/or dealer installed options. Please see dealer for details.



Mossy Oak® Shadow Grass Pattern Shown



1



2



3



4



5

1. Convenient under-seat storage holds gear 2. Optional Sponsons offer quicker planing and easier reboarding 3. Rod/gun holder keeps everything within reach 4. Spacious bow livewell/baitwell comes standard 5. Command console allows for easy standing or leaning while operating



2070

1870

SPECIFICATIONS

	Length	Beam	Maximum HP	Maximum Capacity	Transom Height	Fuel Tank	Livewell Systems	Maximum Rod Storage	Seats
2070	20'	96"	150	1,762 lbs 7 people	20"	20 gal	Bow 43"/23 gal	9'6"	2
1870	18'	96"	90	1,478 lbs 7 people	20"	20 gal	Bow 43"/23 gal	8'6"	2

■ Storage ■ Livewell ■ Baitwell ■ Seats ■ Seat Bases ■ Fuel Tank

PREDATOR SS

2070 / 1870 / 1760



Dead Grass Green Pattern Shown

**BOATING'S
BEST**
LIFETIME WARRANTY


Boats may show factory and/or dealer installed options. Please see dealer for details.



1



2



3



4



5

1. Command console offers comfort and ease of use 2. Flip-up bench seat provides ample space for your gear 3. Convenient rod storage keeps everything within reach 4. Bow features 23-gallon livewell 5. Large bow provides plenty of casting space



Mossy Oak® Break Up Pattern Shown

SPECIFICATIONS

Length	Beam	Maximum HP	Maximum Capacity	Transom Height	Fuel Tank	Livewell Systems	Maximum Rod Storage	Seats
20'	96"	150	1,762 lbs / 7 people	20"	20 gal	Bow 43"/23 gal	9'6"	3
18'	96"	90	1,478 lbs / 7 people	20"	20 gal	Bow 43"/23 gal	8'6"	3
17'	85"	75	1,228 lb / 5 people	20"	20 gal	Bow 31"/18 gal	7'6"	3



■ Storage ■ Livewell ■ Baitwell ■ Seats ■ Seat Bases ■ Fuel Tank

PREDATOR Tiller

1870 / 1760 / 1660



Boats may show factory and/or dealer installed options. Please see dealer for details.



Dead Grass Green Pattern Shown



Mossy Oak(r) Shadow Grass Pattern Shown



1



2



3



4



5

1. Side rod and navigation light storage keeps everything out of the way 2. Swivel seating provides all-day comfort 3. Bow features 23-gallon aerated livewell/baitwell and ample storage 4. Bag ladder provides boarding assistance 5. Rear-mounted switches add convenience

SPECIFICATIONS



1870

1870

1760

1760

1660

1660

Length	Beam	Maximum HP	Maximum Capacity	Transom Height	Fuel Tank	Livewell Systems	Maximum Rod Storage	Seats
18'	96"	75	1,478 lb / 6 people	20"	—	Bow 43"/23 gal	9'6"	2
17'	85"	60	1,228 lb / 5 people	20"	—	Bow 31"/18 gal	8'6"	2
16'	85"	50	1,009 lb / 4 people	20"	—	Bow 31"/18 gal	7'6"	2

■ Storage ■ Livewell ■ Baitwell ■ Seats ■ Seat Bases ■ Fuel Tank

SportTrak™ ACCESSORIES SYSTEM

Attach a variety of accessories like rod holders, cup holders and even electronics to your Lund without drilling holes in your boat. Heavy-duty SportTrak™ brackets mount securely along patented SportTrak™ gunnels so you can position gear just about anywhere. Available on Pro-V, Baron, Tyee, Sport Angler, Explorer, Impact, Pro Guide, Rebel XL, Outfitter, Alaskan and Predator models.



Rod bracket (Sport Angler only)



Downrigger bracket for angled SportTrak (available on most aluminum models)



Cupholders



Qwik-Clip fender and drift sock attachment bracket with strap



Rod holder w/ optional extension

Options & Accessories

TRAILERS



Standard Roller trailer



Tandem Standard Roller trailer



Standard Bunk trailer



Tandem Custom Bunk trailer (galvanized trailer shown)

Options & Accessories

TOP SETS

Premium high-quality materials, easy-to-use designs and attention to detail distinguish Lund top sets.*



Complete top set: (2275 Baron Shown – style will vary by model. Eisenglass available on 2175/2075/1975/1875 Pro-V/Limited, 2275 Baron, Magnum/2075/1975/1875 Tyee/Limited, 1875/1775 Cross-over, 2025/1875/1775/1675 Impact/Impact XS, 1775/1675 Adventure, Fury XL Sport, Rebel XL Sport, 2000/1800 Alaskan DC, Sport Angler) *Full canvas should be used only when boat is anchored or at rest.



Sport top (full windshield models only)




Bimini top

OPTIONAL DECAL PACKAGES

Lund's optional camouflage designs cover the interior and exterior surfaces for ultimate performance.



Lund Wetlands® camouflage exterior (available on Alaskan)



Lund Fall Marsh color option (available on select models)

Options & Accessories



Grey pilot chair



Grey standard seat



ProRide seat



Aft flip-up seat (2175/2075/1975/1875 Pro-V)



Aft flip-up seat (2175/2075/1975/1875 Pro-V)
(shown with one seat in down position)



Aft flip-up seat (2175/2075/1975/1875 Pro-V) in
lowered position with optional ski pylon



Tan bow cushions – Crossover & Tye
(Crossover shown)



Grey bow cushions – Crossover, Tye, Impact XS,
Adventure (Sport) (Crossover shown)



Aft flip-up seat (Impact, Fury XL)

Options & Accessories



Premium audio (includes Rockford Fosgate® stereo and speakers)



2-bank battery charger



Ski pylon (Pro-V, Pro-V Bass, Baron, Tye [not Magnum], Crossover, Impact XS, Adventure)



Splash pan inserts (Pro-V, Impact and Adventure)



Bow rock guard



Mooring cover



Travel cover (Pro-V Bass shown)



Travel cover (Pro-V shown)



Premium graphics

Options & Accessories



Composite flooring (Alaskan, Outfitter)



Professional 3-bank charger



VesselView™



Washdown system (Sport Angler shown)
(Available: 2025 Impact / 2075 Pro Ride /
Tye Magnum Pro-V Baron / 202 and 219 Pro-V GL)



Bow baitwell
(Impact / Pro-V / 1875 and 2075 Pro Guide)



Starboard rod tubes (Impact shown)



Snap-in carpet



Snap-in marine mat



Panther power steering

Aluminum Colors

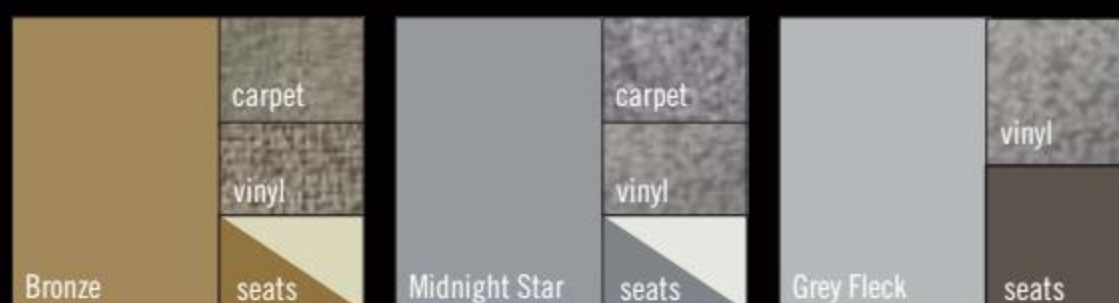
- ✓ Standard Color
- Optional Color

	Pro-V	Pro-V Bass/XS	Baron	Tyee	Crossover	Sport Angler	Impact & Impact XS	Pro Guide	Renegade	Adventure	Rebel XL	Fury XL	Fury	Outfitter	Alaskan	SSV	WC	A	Jon	Predator
FREEBOARD COLORS																				
Arctic White	✓	✓	✓	✓	✓	✓	✓	✓	✓	✓	✓	✓	✓	✓	✓	●	●	—	—	—
Cobalt Blue	✓	✓	✓	✓	✓	✓	✓	✓	✓	✓	✓	✓	✓	✓	✓	●	●	—	—	—
Graphite Metallic	✓	✓	✓	✓	✓	✓	✓	✓	✓	●	●	●	●	—	✓	—	—	—	—	—
Heritage Red	—	—	—	—	—	—	—	—	—	—	—	—	—	—	—	✓	✓	—	—	—
Black Metallic	✓	✓	✓	✓	✓	✓	✓	✓	✓	✓	✓	✓	✓	✓	✓	✓	✓	—	—	—
Olive Drab Green	—	—	—	—	—	—	—	—	—	—	—	—	—	—	—	—	—	—	✓	—
Lund Fall Marsh	—	—	—	—	—	—	—	—	—	—	—	—	●	●	●	●	●	●	—	—
Dead Grass Green	—	—	—	—	—	—	—	—	—	—	—	—	—	—	—	—	—	—	—	✓
Desert Sand	—	—	—	—	—	—	—	—	—	—	—	—	—	—	—	—	—	—	—	●
Mossy Oak® Breakup	—	—	—	—	—	—	—	—	—	—	—	—	—	—	—	—	—	—	—	●
Mossy Oak® Shadow Grass	—	—	—	—	—	—	—	—	—	—	—	—	—	—	—	—	—	—	—	●
BOTTOM COLORS																				
Silverstone	✓	—	✓	✓	✓	✓	✓	✓	—	●	—	—	—	—	—	—	—	—	—	—
Aluminum Hull	—	—	—	—	—	—	—	—	—	—	✓	—	✓	✓	✓	✓	✓	✓	—	—
Arctic White	—	—	—	—	—	—	—	—	●	—	—	—	—	—	—	—	—	—	—	—
Heritage Red	—	—	—	—	—	—	—	—	●	—	—	—	—	—	—	—	—	—	—	—
Black Metallic	—	●	●	●	—	—	●	●	●	—	—	—	—	—	—	—	—	—	—	—
Satin Beige	—	—	✓	✓	✓	—	—	—	—	—	—	—	—	—	—	—	—	—	—	—
INTERIOR COLORS																				
Bronze	—	—	✓	✓	✓	—	—	—	—	—	—	—	—	—	—	—	—	—	—	—
Midnight Star	✓	✓	✓	✓	✓	✓	✓	✓	✓	✓	✓	✓	—	—	—	—	—	—	—	—
Grey Fleck	—	—	—	—	—	—	—	—	—	—	—	—	✓	✓	✓	✓	✓	✓	—	—
DECAL PACKAGES																				
Lund Wetlands®	—	—	—	—	—	—	—	—	—	—	—	—	—	—	●	—	—	—	—	—

EXTERIOR OPTIONS



INTERIOR OPTIONS



SPORTSMAN OPTIONS





LUND
FIBERGLASS

PRO-V GL

219 / 202



Blue / Silver / Gunmetal



Boats may show factory and/or dealer installed options. Please see dealer for details.




1. Center rod storage holds up to 15 rods 2. Starboard on-deck rod straps come standard 3. Removable aft storage pods for all your gear 4. Recessed switch panel for more seamless control 5. 33-gallon aft ProLong Plus livewell/baitwell



Red / Silver / Gunmetal

SPECIFICATIONS

Length	Beam	Maximum HP	Maximum Capacity	Transom Height	Fuel	Livewell Systems	Maximum Rod Storage	Seats	
21'9"	102"	350	2,150 lb 8 people	25"	65 gal	Bow 30*/20 gal Aft 51*/33 gal	9'	4	219
20'2"	102"	300	2,050 lb 7 people	25"	65 gal	Bow 30*/20 gal Aft 51*/33 gal	8'	4	202



■ Storage ■ Livewell ■ Baitwell ■ Seats ■ Seat Bases ■ Fuel Tank

TYEE GL

208



Black / Silver / Gunmetal

Boats may show factory and/or dealer installed options. Please see dealer for details.



Black / Silver / Gunmetal



1



2



3



4



5

1. 16-gallon, 31" aft livewell/baitwell keeps your trophies fresh
2. Ergonomic helm provides comfort for hours
3. Standard flip-up seats and optional ski pylon
4. Lockable in-floor storage holds longer rods and watersports accessories
5. Bow casting platform opens to reveal massive storage compartments

SPECIFICATIONS



Length	Beam	Maximum HP	Maximum Capacity	Transom Height	Fuel	Livewell Systems	Maximum Rod Storage	Seats
20'8"	96"	300	2,000 lb 8 people	25"	55 gal	Bow 21'9 gal Aft 31'16 gal	8'	4

■ Storage ■ Livewell ■ Baitwell ■ Seats ■ Seat Bases ■ Fuel Tank

PRO-V / TYEE GL

189



Burgundy / Gunmetal / Gunmetal



Boats may show factory and/or dealer installed options. Please see dealer for details.



1. Command console keeps everything in reach (Pro V) 2. Bow storage for everything you need (Pro V) 3. Bow cushion option for added comfort (Tyee) 4. Center rod storage for 15 rods: (5) 8', (5) 7'6", (5) 7' (Pro V) 5. 16-gallon, 31" aft livewell/baitwell keeps your trophies fresh (Tyee)



White / Gunmetal / Gunmetal

SPECIFICATIONS

Length	Beam	Maximum HP	Maximum Capacity	Transom Height	Fuel	Livewell Systems	Maximum Rod Storage	Seats
18'9"	102"	200	1,900 lb 6 people	25"	41 gal	Bow 24'/12 gal Aft 46'/22 gal	8'	3
18'9"	102"	200	1,900 lb 8 people	25"	41 gal	Bow 21'/9 gal Aft 31'/16 gal	7'	3

PRO-V

TYEE



PRO-V

TYEE

■ Storage ■ Livewell ■ Baitwell ■ Seats ■ Seat Bases ■ Fuel Tank

Fiberglass Features & Options



Optional full canvas *Full canvas enclosure should be used only when boat is anchored or at rest.



Optional sport top



Optional ski pylon



Aft storage pod (219 & 202 Pro-V GL only)



Marine mat (189 GL)



Tandem trailer with diamond plate fender

Fiberglass Colors

Freeboard / Swoosh / Interior



Red / White / Gunmetal



Black / White / Gunmetal



Gunmetal / Silver / Silver




Red / Silver / Gunmetal



Black / Silver / Gunmetal



Blue / Silver / Gunmetal



White / Gunmetal / Gunmetal



Burgundy / Gunmetal / Gunmetal



LUND

STANDARDS & OPTIONS

Lund boats come packed with standard fishing amenities and a host of options to deliver the best on-water experience possible. Find out what's onboard your Lund of choice.

Standard & Optional Equipment

- ✓ Standard Feature
- Optional Equipment

	Pro-V	Pro-V Bass	Pro-V GL	Baron	Tyee	Tyee GL	Crossover	Sport Angler	Impact & Impact XS
CONVENIENCE									
Add-on Rear Flip Seats	●	na	na	na	na	na	na	na	Imp - ● Imp XS - na
Integrated Rear Jump Seats	na	Bass - na XS - ✓	na	✓	✓	✓	✓	na	Imp - na Imp XS - ✓
Livewell Pump Out	✓	✓	✓	✓	na	na	na	na	na
ProRide Seats	✓	Bass - na XS - ✓	✓	✓	✓	✓	✓	●	●
AirRide Pedestals	✓	Bass - na XS - ✓	189 - ✓ 202/208/219 - ✓	✓	18/19 - ✓ 20/20 Mag - ✓	189 - ✓ 208 - ✓	●	●	●
Solid Pedestals	na	Bass - na XS - na	na	na	18/19 - na 20/20 Mag - na	na	✓	✓	✓
Bow Cushion	na	na	na	●	18/19/20 - opt 20 Mag - na	●	●	na	Imp - na Imp XS - ●
Travel Cover	●	●	●	●	●	●	●	●	●
Twin-Plated Bow	✓	✓	na	✓	✓	na	✓	✓	✓
Washdown System	●	na	●	●	20/20 mag - ●	na	na	✓	2025 XS - ●
Fire Extinguisher	✓	✓	✓	✓	✓	✓	●	●	●
Stereo	✓	●	✓	✓	✓	✓	✓	●	●
Horn	✓	✓	✓	✓	✓	✓	✓	✓	✓

Standard & Optional Equipment

- ✓ Standard Feature
- Optional Equipment

	Pro Guide	Renegade	Adventure	Rebel XL	Fury XL & Fury	Outfitter	Alaskan	SSV, WC, A	Predator
CONVENIENCE									
Add-on Rear Flip Seats	na	na	na	Tiller - na Sport/SS - ●	Fury - na Fury XL - ●	na	na	na	na
Integrated Rear Jump Seats	na	na	Sport/SS - ✓ Tiller - na	na	na	na	na	na	na
Livewell Pump Out	na	✓	na	na	na	na	na	na	na
ProRide Seats	16/17 - ● 18/20 - ✓	●	na	na	na	●	●	na	na
AirRide Pedestals	●	●	na	na	na	●	●	na	na
Solid Pedestals	✓	✓	✓	✓	✓	✓	✓	na	✓
Bow Cushion	na	na	Sport - ● SS/Tiller - na	na	na	na	na	na	na
Travel Cover	●	●	●	✓	Fury - Mooring Cover - ● Fury XL - ●	●	●	Mooring Cover - ●	na
Twin-Plated Bow	✓	na	✓	✓	na	✓	na	na	na
Washdown System	2075 - ●	na	na	na	na	na	na	na	na
Fire Extinguisher	●	●	●	●	●	●	●	na	na
Stereo	●	●	Sport/SS - ● Tiller - na	●	Fury & Fury XL Tiller - na Fury XL SS/ Sport - ●	na	na	na	na
Horn	✓	✓	✓	✓	Fury - ● Fury XL - ✓	na	●	na	CC & SS - ✓ Tiller - na



LUND
PONTOONS

ZX PONTOON

Walk-Thru Dual Seating

250 / 230



Boats may show factory and/or dealer installed options. Please see dealer for details.



1



2



3



4



5

1. Sleek console dash features integrated storage 2. Stainless steel swim ladder makes water access easy 3. Optional captains chair allows for all-day cruising 4. Portside storage includes cupholders and dual USB charger (WTDS only) 5. Flip out helm storage compartment keeps you organized



250

230

SPECIFICATIONS

Overall Length	Pontoon Length	Tube Diameter	Beam Width	Weight (2/3 Tubes)	People Capacity (2/3 Tubes)	Max Weight (2/3 Tubes)	Fuel Capacity	Fuel Capacity (Performance)	Max HP (2/3 Tubes)	
25'8"	24'4"	25"	8'6"	2646/3149 lb	13/14	2427/2729 lb	29 gal	49 gal	175/300	250
23'8"	22'4"	25"	8'6"	2454/2924 lb	11/12	2134/2449 lb	29 gal	49 gal	175/250	230

ZX PONTOON

Walk-Thru

250 / 230



Boats may show factory and/or dealer installed options. Please see dealer for details.



1



2



3



4



5

1. Helm offers convenient cubby to store personal items 2. Optional docking lights add safety after sunset 3. Portside lounge includes recessed cupholders and dual USB charger 4. Stainless steel flip-up cleat allows for easy tie-ups 5. Table with cupholders makes entertaining natural



250



230

SPECIFICATIONS

	Overall Length	Pontoon Length	Tube Diameter	Beam Width	Weight (2/3 Tubes)	People Capacity (2/3 Tubes)	Max Weight (2/3 Tubes)	Fuel Capacity	Fuel Capacity (Performance)	Max HP (2/3 Tubes)
250	25'8"	24'4"	25"	8'6"	2669/3176 lb	13/14	2427/2729 lb	29 gal	49 gal	175/300
230	23'8"	24'4"	25"	8'6"	2474/2944 lb	11/12	2134/2449 lb	29 gal	49 gal	175/250

ZX PONTOON

Fish & Cruise

230 / 250



Boats may show factory and/or dealer installed options. Please see dealer for details.



1



2



3



4



5

1. Fish station keeps anglers prepared with built-in storage and livewell/ baitwell 2. Integrated washdown system makes clean-up easy 3. Pro Ride fish seat lets you cast in comfort 4. Starboard side rod locker keeps your arsenal close 5. Portside lounger includes speaker and cupholders



250



230

SPECIFICATIONS

Overall Length	Pontoon Length	Tube Diameter	Beam Width	Weight (2/3 Tubes)	People Capacity (2/3 Tubes)	Max Weight (2/3 Tubes)	Fuel Capacity	Fuel Capacity (Performance)	Max HP (2/3 Tubes)	
25'8"	24'4"	25"	8'6"	2619/3126 lb	13/14	2427/2729 lb	29 gal	49 gal	175/300	250
23'8"	22'4"	25"	8'6"	2437/2907 lb	11/12	2134/2449 lb	29 gal	49 gal	175/250	230

LX PONTOON

Cruise

240 / 220 / 200



Boats may show factory and/or dealer installed options. Please see dealer for details.



1. Optional plush Captain's Chair makes navigating comfortable 2. Optional aft changing station tucks neatly away 3. Seating features double-stitched quilted lower lumbar area 4. Standard table includes two cupholders 5. Optional in floor ski locker (Performance Plus Package Only)



240

220

200

SPECIFICATIONS

	Overall Length	Pontoon Length	Tube Diameter	Beam Width	Weight (2/3 Tubes)	People Capacity (2/3 Tubes)	Max Weight (2/3 Tubes)	Fuel Capacity	Fuel Capacity (Sport Package)	Fuel Capacity (Performance)	Max HP (2/3 Tubes)
240	25'9"	24"	25"	8'6"	2765/3125 lb	12-13/14-15	2291/2691 lb	28 gal	28 gal	37 gal	175/200
220	23'5"	22"	25"	8'6"	2540/2875 lb	10-11/12-13	2054/2396 lb	28 gal	28 gal	37 gal	150/200
200	21'1"	20"	25"	8'6"	2305/2600 lb	9-10/11	1903/2211 lb	28 gal	28 gal	37 gal	115/175


LX PONTOON

Walk-Thru Dual Seating

240 / 220 / 200



Boats may show factory and/or dealer installed options. Please see dealer for details.



240

220

200

1. Helm features sleek dash w/ stereo and gauges, ergonomic steering wheel and two-level footrest
 2. Optional port Captain's Chair offers ultimate comfort
 3. Two standard courtesy lights provide onboard safety
 4. Standard throw cubby at helm keeps small items at the ready
 5. Standard table w/ cupholders accommodates gatherings

SPECIFICATIONS

Overall Length	Pontoon Length	Tube Diameter	Beam Width	Weight (2/3 Tubes)	People Capacity (2/3 Tubes)	Max Weight (2/3 Tubes)	Fuel Capacity	Fuel Capacity (Sport Package)	Fuel Capacity (Performance)	Max HP (2/3 Tubes)	
25'9"	24"	25"	8'6"	2765/3125 lb	12-13/14-15	2291/2691 lb	28 gal	28 gal	37 gal	175/200 (L-6)	240
23'5"	22"	25"	8'6"	2540/2875 lb	10-11/12-13	2054/2396 lb	28 gal	28 gal	37 gal	150/200 (L-4)	220
21'1"	20"	25"	8'6"	2305/2600 lb	9-10/11	1903/2211 lb	28 gal	28 gal	37 gal	115/175	200

LX PONTOON

Walk-Thru

240 / 220 / 200



Boats may show factory and/or dealer installed options. Please see dealer for details.



1. Optional flip-up changing room offers privacy 2. Standard reclining helm chair delivers exceptional all-day comfort 3. Upgraded steering wheel delivers style, comfort and control 4. Optional washdown makes cleaning a breeze 5. Standard glovebox provides convenient storage at your fingertips



240

220

200

SPECIFICATIONS

	Overall Length	Pontoon Length	Tube Diameter	Beam Width	Weight (2/3 Tubes)	People Capacity (2/3 Tubes)	Max Weight (2/3 Tubes)	Fuel Capacity	Fuel Capacity (Sport Package)	Fuel Capacity (Performance)	Max HP (2/3 Tubes)
240	25'9"	24"	25"	8'6"	2765/3125 lb	12-13/14-15	2291/2691 lb	28 gal	28 gal	37 gal	175/200 (L-6)
220	23'5"	22"	25"	8'6"	2540/2875 lb	10-11/12-13	2054/2396 lb	28 gal	28 gal	37 gal	150/200 (L-4)
200	21'1"	20"	25"	8'6"	2305/2600 lb	9-10/11	1903/2211 lb	28 gal	28 gal	37 gal	115/175

LX PONTOON

Fish & Cruise

240 / 220 / 200



Boats may show factory and/or dealer installed options. Please see dealer for details.



1



2



3



4



5

1. Helm provides everything you need, storage and easy access 2. Standard reclining helm chair offers all day comfort 3. Aft fish station provides tackle tray storage, cup holders, tool holders and split doors for livewell/baitwell and washdown 4. Standard rod locker keeps rods safe and secure. 5. Upgrade table option



240



220



200

SPECIFICATIONS

Overall Length	Pontoon Length	Tube Diameter	Beam Width	Weight (2/3 Tubes)	People Capacity (2/3 Tubes)	Max Weight (2/3 Tubes)	Fuel Capacity	Fuel Capacity (Sport Package)	Fuel Capacity (Performance)	Max HP (2/3 Tubes)	
25'9"	24"	25"	8'6"	2765/3125 lb	12-13/14-15	2291/2691 lb	28 gal	28 gal	37 gal	175/200 (L-6)	240
23'5"	22"	25"	8'6"	2540/2875 lb	10-11/12-13	2054/2396 lb	28 gal	28 gal	37 gal	150/200 (L-4)	220
21'1"	20"	25"	8'6"	2305/2600 lb	9-10/11	1903/2211 lb	28 gal	28 gal	37 gal	115/175	200

LX PONTOON

Fish

240 / 220 / 200



Boats may show factory and/or dealer installed options. Please see dealer for details.



1. Horizontal rod locker keeps rods secure and out of the way 2. Optional pop-up speaker delivers great sound 3. Aft tackle station comes with plentiful storage for all your tackle 4. Port bow livewell keep your catches lively 5. Standard fishing seat is comfortable and convenient



240

220

200

SPECIFICATIONS

	Overall Length	Pontoon Length	Tube Diameter	Beam Width	Weight (2/3 Tubes)	People Capacity (2/3 Tubes)	Max Weight (2/3 Tubes)	Fuel Capacity	Fuel Capacity (Sport Package)	Fuel Capacity (Performance)	Max HP (2/3 Tubes)
240	25'9"	24"	25"	8'6"	2765/3125 lb	12-13/14-15	2291/2691 lb	28 gal	28 gal	37 gal	175/200 (L-6)
220	23'5"	22"	25"	8'6"	2540/2875 lb	10-11/12-13	2054/2396 lb	28 gal	28 gal	37 gal	150/200 (L-4)
200	21'1"	20"	25"	8'6"	2305/2600 lb	9-10/11	1903/2211 lb	28 gal	28 gal	37 gal	115/175

ZX Pontoon Overheads

ZX PONTOON
Walk-Thru Dual Seating



CLOSED

OPEN



ZX PONTOON
Walk-Thru



CLOSED

OPEN



ZX PONTOON
Fish & Cruise



CLOSED

OPEN



ZX Pontoon Options & Accessories

STANDARD FEATURES



Premium table w/ wine glass holders



Helm door mounted recycle can



Additional flip storage on console



In-lounge cupholders & dual USB charger



Flip-up cleat



Tackle station drawers w/ tray storage (LFC – tackle trays not included)



Stainless steel flip ladder



Gauges (tach/speed/fuel/trim/depth)

OPTIONS



Ski tow bar



Docking lights



Changing room



Active trim



Bow half gate (LFC)



Trolling motor plug (LFC)



24 volt trolling motor battery sliding storage tray under console (LFC)



Bumper option

ZX Pontoon Options & Accessories

SEATING



Captain's Chair Grey



Captain's Chair Tan



Fish Seat (LFC)



Pilot Chair Tan


FENCE COLORS



Metallic Black Ice



Bronze Metallic



Pearl Frost Metallic



Metallic Charcoal

Optional Accent Colors:



Black Metallic



White Diamond Metallic



Bronze Metallic

GREY INTERIOR FLOORING OPTIONS



Grey Designer Weave



Grey TPO



Grey Teak

TAN INTERIOR FLOORING OPTIONS



Golden Sand Seagrass



Tan TPO



Tan Teak

SPECIAL PACKAGES

- PERFORMANCE PLUS
- LUXURY
- LIGHTING
- FISHING



Performance Plus Package

ZX Special Packages

LIGHTING PACKAGE

Features bright integrated LED lights to illuminate cupholders, stereo speakers and lounge seating. Also included are exterior docking lights to ensure safe nighttime boating.



■ Cupholders ■ Speakers ■ Seat Bases ■ Docking Lights

FISHING PACKAGE

Features half bow gate, trolling motor plug outlet and under-console two-battery sliding tray to ensure excellent fishability.



■ Half Bow Gate ■ Trolling Motor Plug Outlet ■ 2 Battery Trays Under Console

LUXURY PACKAGE

Features a Captain's Chair for ultimate driving comfort, a ski tow bar, portable cupholders and dock bumpers with quick-release brackets to ensure efficient docking.



■ Ski Tow Bar ■ Captain's Seat Upgrade ■ Portable Cupholder ■ Bumpers w/ Quick-Release Brackets

LX Pontoon Overheads

LX PONTOON
Walk-Thru



CLOSED

OPEN




LX PONTOON
Walk-Thru Dual Seating



CLOSED

OPEN



LX PONTOON
Fish & Cruise



CLOSED

OPEN



LX PONTOON
Cruise



CLOSED

OPEN



LX PONTOON
Fish



CLOSED

OPEN



LX Pontoon Options & Accessories

STANDARD FEATURES



Helm w/ stereo and gauges



10' bimini top



Helm glove box



Kicker stereo



Greywood table w/ cupholders
(Standard w/ grey Interior)



Mahogany table w/ cupholders
(Standard w/ tan Interior)

OPTIONS



Stainless steel flip-up cleat



Ski tow bar



Changing room (WT floorplan shown)



Stainless steel ladder



Digital Depth Finder



Onboard charger with remote plug



Stitched brow
(Luxury Package required)



Washdown system
(LC/WT/WTDS models only)



Black acrylic table w/ four cupholders



Rockford Fosgate® stereo



In-floor ski locker w/ auto bilge
(Performance Plus Package only)



Docking lights

LX Pontoon Options & Accessories

SEATING

STANDARD



Fish Chair in Grey or Tan



Reclining Pilot Chair

OPTIONAL



ProRide Seats in Grey or Tan



Helm Captain's Chair

FENCE COLORS




Blue Sapphire



Bronze Sand Metallic



Onyx Black



Grey Platinum

Optional Accent Colors:



Black



Tan



Grey

FLOORING



Grey Seagrass



Grey Teak



Grey TPO



Grey Designer Weave



Tan Seagrass




Tan Teak




Tan TPO

SPECIAL PACKAGES

- **CONVENIENCE PACKAGE** features a quick-release fender system, stainless steel flip-up cleats, an upgraded steering wheel and portable cupholder.
- **LUXURY PACKAGE** features a Captain's Chair, a stitched-brow upgrade to the helm, stainless steel cupholders, LED rope lighting at the seating base, a black acrylic table and a stainless steel boarding ladder.
- **SPORT PACKAGE** promotes improved buoyancy, speed and maneuverability for epic watersports adventures, thanks to the addition of a lowered center tube that creates a V-hull feel, lifting strakes on the inside of outer tubes, a reinforced nose cone, a full skin kit and a full keel.
- **PERFORMANCE PLUS** offers increased buoyancy, greater control, and improved speed, maneuverability and fuel capacity for a smoother, performance-forward ride. The package includes a 25-inch full-length lowered center tube, lifting strakes on all tubes, a reinforced nose cone, a skin kit, a full keel, an optional in-floor locker and a 37-gallon fuel tank.



Sport Package



Performance Plus Package

Powerful Partners



Lund prides itself on delivering the most rugged and dependable boats in the fishing industry, so it's no surprise that Lund teams up with Mercury® Marine to provide the solid and efficient power to get you there and back. Mercury is an industry leader in four-stroke technology, and all of its engines run smoothly and responsively in any water conditions. Check out Mercury's latest and greatest offerings here, and for more information, visit www.mercurymarine.com.

MERCURY FOURSTROKE

Designed to deliver unsurpassed power and performance in an efficient, reliable package, the new FourStroke V-8 and V-6 outboards are the smallest and lightest in their class. They're engineered to go the distance and to make every adventure all it should be.



SPITFIRE PROPELLER

Mercury's FourStroke outboards have a partner in crime: the Spitfire propeller. Four bold and uncompromising blades with high rake angles and extra cup give Mercury's FourStrokes greater acceleration without compromising top speed.

150 FOURSTROKE

The 150 FourStroke is the lightest, most versatile and most durable outboard in its power class. Its remarkably low maintenance and top-of-the-line fuel efficiency allow fishermen (and their families) to spend more time out on the water. Sleek and reliable, the 150 FourStroke has everything you need.



Lund Gear



WEAR WITH PRIDE

You wouldn't be caught in any boat but a Lund while fishing your favorite waters. Now you can further look the part of a hardcore angler, thanks to Lund's extensive line of apparel. Men, women and children can sport clothing with a range of Lund logos from past to present, plus hats for sun protection. Show your Lund pride along with the pros by visiting lundboats.com and clicking on Gear.



BOATING'S BEST LIFETIME WARRANTY

Lund's Lifetime Limited Warranty gives you the best overall coverage available. From bow to stern, gunwale to gunwale, your new Lund is backed with a transferable* warranty—and Lund's promise that we'll make sure any claims are handled with speed, ease and our full support.

It's because Lund boats are built so well that we can afford to give you this superior warranty. We don't think you'll need it; we have that much confidence in our boats. But if you do need warranty support, you can be sure you'll have the very best in the industry.

- Lifetime Warranty on double-riveted seams (Aluminum)
- Lifetime Warranty on all plywood panels, related materials and labor (Aluminum)
- Lifetime Warranty against structural hull defects (Fiberglass)
- Three-Year 100 Percent Bow-to-Stern Parts and Labor, some exclusions apply—ask your Lund dealer for details
- Transferable*

Lund's Three-Year Material and Workmanship Warranty is transferable*—ask your Lund dealer for details.

See dealer for full warranty details; standard exclusions apply.

*Lifetime warranty on double-riveted seams, plywood panel, and structural fiberglass hull are non-transferable. Second owner receives 10-year pro-rated warranty.

LUND

Lund Boat Company
318 West Gilman St.
P.O. Box 248
New York Mills, MN
56567
218-385-2235

Lund Boats Canada, Inc.
98 PTH 52 West
Steinbach, MB
R5G 1Y1

Visit us at www.lundboats.com
For clothing, visit www.lundboats.com/gear

HIGHER STANDARDS

Every Lund boat is built to meet or exceed rigorous NMMA certification standards and Coast Guard regulations. But first, every Lund must pass the toughest test of all—our own standards for quality and craftsmanship.

RESALE VALUE

When you buy a Lund boat, you become part of the Lund family and part of our tradition of excellence. When it comes time to sell your Lund boat, your investment in Lund quality will be rewarded.

LUND DEALERS

Because we build the best boats on the water, we can afford to be selective with who sells them. When you see the Lund sign hanging in the window, you know the dealer inside meets Lund's strict standards for customer satisfaction. Stop by any of our dealers, and you'll see why they've earned the right to carry the Lund line.

LUND PROFESSIONALS

Without the dedicated efforts of the people at Lund who build our boats and the professional anglers who help design them, the Lund tradition of excellence would not be possible. Thank you.

NOTES

Some photos of Lund boats in this catalog show factory and/or dealer installed options. Photographs are taken under controlled conditions. Colors are subject to printing limitations and are approximations only.

Because Lund is dedicated to constant product improvements, the specifications, options, color selections and model availabilities of our boats are subject to change without notification.

ProTrak™ Cover Fastening System is patented (Patent # 6,886,489)

Boat With Enhanced Access to Engine and Stern is patented (Patent # 6,935,266)

Boat With Recessed Shifter is patented (Patent # 6,971,328)

Accessory Mounting System for a boat is patent pending

SportTrak™ Accessory Mounting System for a boat is patented (Patent # 7,341,231)

SPECIAL THANKS

Auger's Pine View Resort, Lindner Media Productions, Mercury Marine, MotorGuide, Mr. Walleye Specialties, Plano Molding Company, Frabill, Gemini Sport Marketing, St. Croix Rods.



Please follow the rules of safe boating, take a boating safety course, be courteous to others and respect the marine environment. Lund, a Brunswick Company. ©2018 Lund Boat Company. Printed in the USA.

SECURE CHOICE



To truly relax and enjoy your time on the water, you need to be confident that you have the right insurance. Boater's Choice is one of the most respected names in boat insurance, offering broad coverage at competitive rates. And you have our guarantee that should you have a claim, our Boating Specialists will assist you with prompt, professional, and courteous service.

Exclusive Insurance Offer

Boater's Choice is offering \$10,000 worth of personal effects coverage, including fishing equipment, free of charge.*

* Offer available only on OneBeacon Policies. Underwriting restrictions apply.



For a no obligation quote, give us a call today.

800-768-2121

www.boaterschoiceinsurance.com