




OUTDOORS RV

MTN  TRX

TRAIL SERIES

BACKCOUNTRY
SERIES

Designed For The Primitive
Off-Grid, BLM National
Forest Camper

Standard 170 Watt Solar
& On-Board Generator



**DESIGNED FOR MOUNTAIN TOUGH
FOUR SEASONS CAMPING**

WHERE IS YOUR NEXT CAMPING ADVENTURE?

TRAIL SERIES

MTN  TRX



Relaxing on the Patio Deck (2TRX)



Loading up for the Weekend Duck Hunting Adventure (2TRX)

Patio Deck / Outdoor Adventure Gear
Standard Cummins Onan 4K Gas Generator and 170 Watt Solar Panel
Hiking, Trail Riding, Kayaking, Hunting, Fishing - Live life when & where you want to
(Don't let your RV limit you) Would you like a rear back deck w/ sliding patio doors,
2 lounge recliners and a storage area for outdoor gear? If so the Trail Series is designed for you



Outdoor Gear Closet
w/ Sportsmen's Rack



MOUNTAIN TOUGH CAMPING



27TRX

HIGHLIGHTED FEATURES:

Climate Designed 4 Seasons

- Mountain Extreme Thermal Pane Windows
- Norcold Cold Weather Kit to -0 F
- Triple Layered Four Seasons Roof Insulation
- 1" Thick Exterior Shower / Luggage Doors
- Thermal Insulated Skylights & Bedroom Vent
- XL Furnace (Extreme Camping Heat System)
- Unique Heated Insulated Holding Tank Design

Built Tough Off Road Performance

- 12.3 Built Outdoors Tough Warranty
- Rugged 2" Bonded Aluminum Frame Walls (Every Wall)
- HD Fiberglass Front Cap w/ Armor Guard
- Custom Built Off Road Chassis w/ Angle Iron Frame Shackle Supports
- Rugged Integrated A-Frame for Strength & Ground Clearance
- Protected Junction Box Behind Front Cross Member
- Xtra Tall 24" Power Tongue Jack w/ LED Light
- Off Road X4 Suspension - MarRyde CRE 3000, HD Shackle Kit
- KYB HD Gas Shock Absorbers
- Rugged 16" Goodyear Endurance 235 E Range 10 Ply Radial Tires (21TRX, 22TRX)
- Rugged 16" Goodyear Endurance 235 G Range 14 Ply Radial Tires (24TRX, 27TRX, 29TRX)
- 6800 LB Axles w/ 10" Custom Built I Beam Frame (24TRX, 27TRX, 29TRX)
- 5200 LB Axles / 8" Customer Built I Beam Frame (21TRX, 22TRX)
- Metal Weather Guard Awning Shield
- Toy-Lok (15 FT Cable for Locking Bikes, Coolers, Etc)



24TRX

Off Grid Camping Features

- Cummins Onan 4K On-Board Gas Generator w/ 40 Gallon Fuel Station
- No Boundaries Off-Grid 170 Watt Solar Panel w/ 30 Amp 5 Stage Controller
- No Boundaries Off-Grid Solar Ready Roof Port for up to 510 Watts
- Door Side Portable Solar Port
- Energy Saving LED Interior & Exterior Lights
- 100 Gallon Fresh Water Capacity (24TRX, 27TRX, 29TRX)
- 76 Gallon Fresh Water Capacity (21TRX, 22TRX)
- 12V LED HD Living Room TV's w/ HDMI Bluetooth DVD Sound System
- 12V Triple Charge Station (Charges iPads and Cell Phones)
- 12V USB Ports on Both Sides of Bed (22TRX, 24TRX, 27TRX, 29TRX)
- Patio Area & Entry Steps Lighted by LED Awning Light Strip
- LED Hitch Light by Battery Rack
- USB Ports - Cabinet Upper Rear of Loft Bed
- High Pressure Exterior Spray Washer
- Progressive Dynamics 4 Stage Converter w/ Built-In Charge Wizard

"TRAIL SERIES" FEATURES



Cummins Onan 4000 Watt
Gas Generator



'Mountain Extreme'
Thermal Pane Windows



170 Watt Roof Mounted Solar Panel



Patio Railing Kit w/ Steps



Thule Rear Awning




Air Compressor 2.5 Gallon Tank
w/ Gauge (Up To 150psi)



LCI Fast Ramp w/ No Exposed Hinges



KYB World Class Shock Absorbers



MorRyde HD Shackle Kit
Greaseable Fittings
Bronze Bushings



40 Gallon Fuel Station



TRAIL SERIES

MTN  TRX

Black Diamond

Trail Series 27TRX

HIGHLIGHTED FEATURES:

Gear Storage Area

- LCI 'Fast Ramp' w/ No Exposed Hinges
- Rear Ramp Non-Slip Grip Surface (3000 LB Ramp Down Load Rating)
- Sliding Rear Patio Doors (Tinted w/ Slider Windows for Ventilation)
- Cargo Area Tie-Down Rings (2500 LB Ring Rating Capacity)
- Rugged Rubber Diamond Plate Flooring - Gear Storage Area
- Standard Carpet Kit
- No Interior Wheel Wells - Flush Floor Side to Side Storage
- In-Floor Tool Box (21TRX, 24TRX, 27TRX, 29TRX)
- Outdoor Gear Closet w/ Sportsmen's Rack
- 2 Lounge Recliners w/ Drink Holder Across From Entertainment Center (All Models)
- XL Panoramic Window Behind Recliners
- 60X80 Electric Loft Bed
- 2 Fold Down Sofas w/ 2 Tables (21TRX, 27TRX, 29TRX)
- 1 Fold Down Sofa w/ Table (22TRX, 24TRX)
- Rustic Knotty Alder Mountain Cabinetry
- Privacy Black-Out Roll Shades, 12V LED Living Room TV
- HDMI Bluetooth DVD Sound System TV Ant / Prewired for DSS
- 135K Coleman A/C (21TRX, 22TRX) 15K Coleman A/C (24TRX, 27TRX, 29TRX)
- 12V Triple Charge Station (Charges iPads & Cell Phones)
- Thule Rear Awning
- Patio Railing Kit w/ Steps

Kitchen

- LG Solid Surface Countertops
- Surken Range w/ Glass Front & Sealed Burners
- Glass Top Range, Knife Rack, Granite Designed Back-splash
- Bottom Mount Metal Sink w/ Oil Rubbed Bronze Pull Out Sprayer
- 10 Gallon LP/110V DSI Water Heater (24TRX, 27TRX, 29TRX)
- 6 Gallon LP/110V DSI Water Heater (21TRX, 22TRX)
- 8 Cu Ft Norcold Fridge (24TRX, 27TRX, 29TRX)
- 7 Cu Ft Norcold Fridge (21TRX, 22TRX)
- Full Extension 100lb Metal Drawer Guides
- Full Height Pantry
- Pot & Pan Drawer (Most Models)

Bathroom/Bedroom

- Mountain Comfort Premium Mattress (22TRX, 24TRX, 27TRX, 29TRX)
- 12V USB Ports by Both Nightstands (22TRX, 24TRX, 27TRX, 29TRX)
- Drawers Underneath Both Sides of Bed (22TRX, 24TRX, 27TRX, 29TRX)
- Plywood Bed Support w/ Bed Storage
- Porcelain Toilet
- Dual Pane Shower Skylight
- Quick Access Home Defense Safe

**ALL MODELS STANDARD
W/ 16" GOODYEAR TIRES AND
CARGO CAPACITY UP TO 4,775 LBS**


**STANDARD FAST RAMP
REAR SLIDING PATIO DOORS**

**THERMAL PANE WINDOWS
2 LOUNGE RECLINERS
SPORTSMEN'S CLOSET**




**27TRX Gear Storage Area Dimensions
(Black Floor)**
 Approx. 130" Front to Rear
 Approx. 68" Between O'hd Cab Doors
 Approx. 82" Height to Loft Bed
 Approx. 96" Floor Width Rear


DRY WEIGHT: 9220~ FLOOR LENGTH: 28'



**29TRX Gear Storage Area Dimensions
(Black Floor)**
 Approx. 160" Front to Rear
 Approx. 68" Between O'hd Cab Doors
 Approx. 82" Height to Loft Bed
 Approx. 96" Floor Width Rear

DRY WEIGHT: 9620 ~ FLOOR LENGTH: 31'

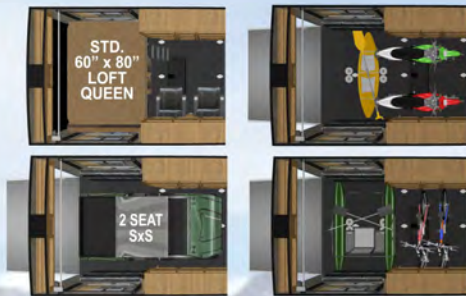
 Location of Generator in exterior generator ready compartment

 Indicates locations for living room TV's and bedroom TV prep

TRAIL SERIES

MTN TRX

**STANDARD 170 WATT SOLAR
AND ON-BOARD GENERATOR
W/ 40 GALLON FUEL TANK**



21TRX Gear Storage Area Dimensions

(Black Floor)
Approx. 130" Front to Rear
Approx. 65" Between O'hd Cab Doors
Approx. 82" Height to Loft Bed
Approx. 92" Floor Width Rear

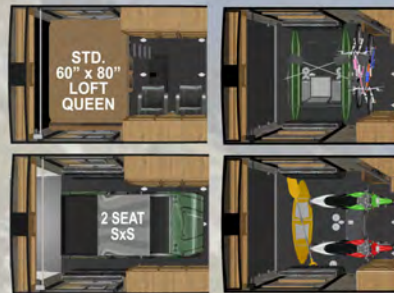
DRY WEIGHT: 7550 ~ FLOOR LENGTH: 21'

22TRX Gear Storage Area Dimensions

(Black Floor)
Approx. 94" Front to Rear
Approx. 61" Between O'hd Cab Doors
Approx. 82" Height to Loft Bed
Approx. 92" Floor Width Rear



DRY WEIGHT: 7650 ~ FLOOR LENGTH: 23'



24TRX Gear Storage Area Dimensions

(Black Floor)
Approx. 117" Front to Rear
Approx. 66" Between O'hd Cab Doors
Approx. 82" Height to Loft Bed
Approx. 96" Floor Width Rear

DRY WEIGHT: 8525 ~ FLOOR LENGTH: 25'

TRAIL SERIES

MTN  TRX



Family Adventure at the Mountain Lake

WHERE IS YOUR NEXT CAMPING ADVENTURE?



**BACKCOUNTRY
SERIES**
MTN  TRX

Designed For The Outdoor Enthusiast That Loves Camping
Off Grid, Off Road, National Forest, BLM,
Primitive Style Camping!

HIGHLIGHTED FEATURES:

Off-Grid Camping Features

Cummins Onan 3.6K On-Board LP Generator
No Boundaries Off-Grid 170 Watt Solar Panel w/ 30 Amp 5 Stage Controller
100 Gallons Fresh Water Capacity (All Models)
80 Lbs of Propane Capacity (All Models)
50 Gallons Grey Water Capacity (21RWS)
80 Gallons Grey Water Capacity (24KRS, 28DBS)
Progressive Dynamics (4) Stage Converter w/ Built In Charge Wizard
No Boundaries Off-Grid Solar Ready Roof Port for up to 510 Watts
Door Side Portable Solar Port
Energy Saving LED Interior & Exterior Lights
12V LED HD Living Room TV's w/ HDMI Bluetooth DVD Sound System
12V Triple Charge Station (Charges iPads and Cell Phones)
12V USB Ports on Both Sides of Bed
Patio Area & Entry Steps Lighted by LED Awning Light Strip

Climate Designed 4 Seasons

Mountain Extreme Thermal Pane Windows
Norcold Cold Weather Fridge Kit to -0 F
Triple Layered Four Seasons Roof Insulation
1' Thick Exterior Shower Door/ Luggage Doors
Thermal Insulated Skylights & Bedroom Vent
XL Furnace (Extreme Camping Heat System)
Unique Heated Insulated Holding Tank Design

Built Off Road Performance

Custom Built Cambered Off Road HD 8' Chassis (All Models)
Integrated A-Frame Chassis Construction
Xtra Tall 24" Power Tongue Jack w/ LED Light
Off Road X4 Suspension - MorRyde CRE 3000, HD Shackle Kit
KYB World Class Shock Absorbers
15" Rugged Mud Flaps
Heavy Duty 6 Lug 5200 lb Axles w/ Off-Road Brake System (All Models)
16" Goodyear Endurance 235 E Range 10 Ply Radial Tires
16" Goodyear Endurance 235 E Range 10 Ply Radial Spare Tire
Roto-Torqued 'Outdoors Tough' Cabinetry (All Cabinets)
Off-Road Clearance Lights
Radius-Crowned Full walk-On Roof
Exterior Grade Tongue & Groove Plywood Sub-Floor
Marine Grade Plywood Roof Decking
Full Extension 100 lb Metal Drawer Guides
Rugged 2" Bonded Aluminum Frame Walls (Every Wall)
HD Full Size Fiberglass Front Cap w/ Armor Guard Protection



STANDARD (3.6 LP)



STANDARD (170 Watt)



**BACKCOUNTRY
SERIES**
MTN  TRX

Mountain Walnut

MTN TRX 24KRS

HIGHLIGHTED FEATURES:

Kitchen

- LG Solid Surface Countertops
- Single Basin Farm Sink w/ Protective Metal Basin Grid
- Oil Rubbed Bronze Pull Out Faucet
- Surken Range w/ Glass Front & Sealed Burners
- Glass Top Range, Knife Rack & Granite Designed Backsplash
- XL(8) Fridge (All Models)
- Pot & Pan Drawer (Most Models)
- Residential Height Countertops
- Full Extension 100lb Metal Drawer Guides

Living Room / Slide-Out / Dinette

- Vaulted Radius Ceiling Providing Approx 5' of Addtl Headroom
- Dual Pane Living Room Skylight w/ Shade
- Ultra Leather Furniture & Dinette Seats
- 12V Triple Charge Station (Charges ipads and Cell Phones)
- Mountain Dinette w/ Family XL Table (2RWS, 24KRS, 28DBS)
- XL Dinette Drawers
- XL Panoramic Slide-Out Windows (2RWS, 24KRS, 28DBS)
- 12V LED Living Room TV
- HDMI Bluetooth Sound System

Bedroom / Bathroom

- Easy Access Home Defense Bed Safe
- Mountain Comfort Premium Mattress
- 12V USB Ports by Both Sides of Bed
- XL Bed Nightstands
- Plywood Bed Support w/ Bed Storage
- Drawers Underneath Both Sides of Bed

DESIGNED W/ THERMAL PANE WINDOWS, OFF ROAD CHASSIS,
GOODYEAR ENDURANCE 16" 10 PLY E RANGE TIRES, BIG TUBE REAR LADDER,
HD FULL FIBERGLASS FRONT CAP, 24" XTRA TALL POWER TONGUE JACK, 12V TV'S


"BACK COUNTRY" FEATURES



Custom Built HD Off-Road 8' Frame



Heavy Duty 5200 Lb 6 Lug Axles



Front Storage Pull-Out Cargo Tray



Front Cargo Gear Rack



Bedroom Home Defense Safe



100 Gallons Fresh water Capacity



Two XL 40 LB Propane Tanks



16" 10 Ply E Range Tires



High Pressure Exterior Spray Washer



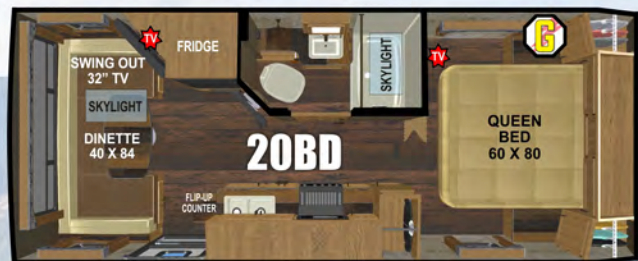
KYB World Class Shocks

BACKCOUNTRY SERIES

MTN  TRX

FLOOR LENGTH FROM
21 TO 29'


STANDARD CUMMINS ONAN 3.6 LP
ON-BOARD GENERATOR AND
170 WATT SOLAR PANEL




STEP
STEP
STEP
DRY WEIGHT: 6155 ~ FLOOR LENGTH: 21'



STEP
STEP
STEP
DRY WEIGHT: 6745 ~ FLOOR LENGTH: 22'

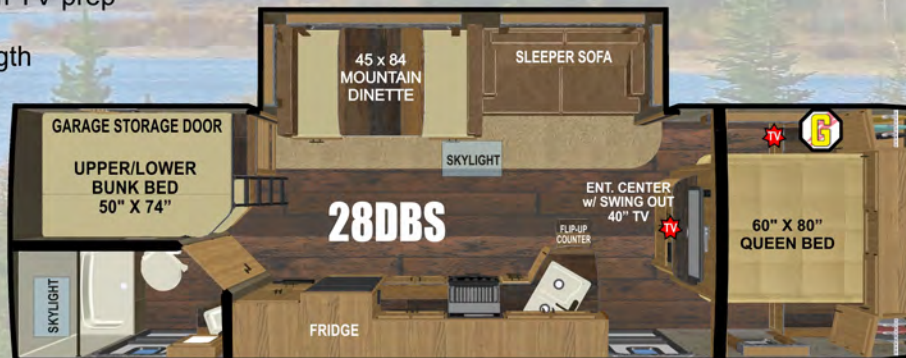
 Location of Generator in exterior generator ready compartment

 Indicates locations for living room 12v TV's and bedroom TV prep

 Awning Length



STEP
STEP
STEP
DRY WEIGHT: 7430 ~ FLOOR LENGTH: 24'



STEP
STEP
STEP
DRY WEIGHT: 8030 ~ FLOOR LENGTH: 29'

LET YOUR OUTDOOR ADVENTURES BEGIN...



DIMENSIONS + CAPACITIES

BACKCOUNTRY SERIES TRAIL SERIES



BACKCOUNTRY SERIES



TRAIL SERIES

Please check out our website,

www.outdoorsrvmf.com

For standard/optional features, product videos, photo galleries & the most current product information.

Outdoors RV encourages our customers to support the communities they live in and their local Outdoors RV Dealer

Your Local Outdoors RV Dealer is:

	20BD	21RWS	24KRS	28DBS	21TRX	22TRX	24TRX	27TRX	29TRX
Full Featured Dry Weight (lbs)***	6155	6745	7430	8030	7550	7650	8525	9220	9620
Length (Hitch to Back of Ladder)	25'3"	26'3"	28'8"	33'2"	26'4"	27'7"	30'1"	33'2"	35'9"
Zamp Roof Solar Rdy - 8 Gauge Wiring (Watts)	Up To 510	Up To 510	Up To 510	Up To 510	Up To 510	Up To 510	Up To 510	Up To 510	Up To 510
Zamp Exterior Portable Solar Port (Watts)	Up To 200	Up To 200	Up To 200	Up To 200	Up To 200	Up To 200	Up To 200	Up To 200	Up To 200
Battery Capacity (w/ Standard Off-Grid Rack)	Up To 4	Up To 4	Up To 4	Up To 4	Up To 4	Up To 4	Up To 4	Up To 4	Up To 4
Fresh Water Capacity (gal)	100	100	100	100	76	76	100	100	100
Water Heater Capacity (gal)	10	10	10	10	6	6	10	10	10
Goodyear Tire Size (load range)	ST235	ST235	ST235	ST235	ST235	ST235	LT235	LT235	LT235
Heavy Duty 10 Ply E Range	80 16E	80 16E	80 16E	80 16E	80 16E	80 16E	85 16G	85 16G	85 16G
30 Amp Service	YES	YES	YES	YES	YES	YES	YES	YES	YES
Heavy Duty 6 Lug Axles (lbs)	5200(2)	5200(2)	5200(2)	5200(2)	5200(2)	5200(2)			
Heavy Duty 8 Lug Axles (lbs)							6800(2)	6800(2)	6800(2)
Climate Designed A/C	13.5K	13.5K	13.5K	13.5K	13.5K	13.5K	15K	15K	15K
Climate Designed Furnace	35K	35K	35K	35K	35K	35K	35K	35K	35K
Norcold Fridge Size	XL (8)	XL (8)	XL (8)	XL (8)	L (7)	L (7)	XL (8)	XL (8)	XL (8)
Height (including A/C*)	11'6"	11'6"	11'6"	11'6"	12'10"	12'10"	13'1"	13'1"	13'1"
Interior Height	6'11"	6'11"	6'11"	6'11"					
Width	8'0"	8'0"	8'0"	8'0"	8'0"	8'0"	8'4"	8'4"	8'4"
Propane Capacity (lbs)	80	80	80	80	60	60	60	60	60
Grey Water Holding Tank (gal)	40	50	40/40	40/40	40	40	50	65	65
Black Water Holding Tank (gal)	40	40	40	40	40	40	40	40	40
Cargo Carrying Capacity (lbs)	3840	3250	2565	2970	2445	2345	4470	4775	4375
Hitch Dry Weight (lbs)	755	899	965	995	825	965	1310	1425	1600
Maximum Trailer Weight (lbs)	9995	9995	9995	11000	9995	9995	12995	13995	13995
Fuel Station Capacity (Gallons)	NA	NA	NA	NA	40	40	40	40	40

**Prices, materials, designs and specifications are subject to change without notice.

***The posted weights above do not account for water, propane, batteries or factory installed options



Dec 2019 - Product information is accurate as of the date of publication of this brochure. Outdoors RV is continuously improving product design features, materials, components and these items are subject to change without notice or obligation to Outdoors RV.