

SALEM TRAVEL TRAILERS

FOREST RIVER
SALEM



WHERE AFFORDABILITY AND LUXURY MEET

Salem Travel Trailers

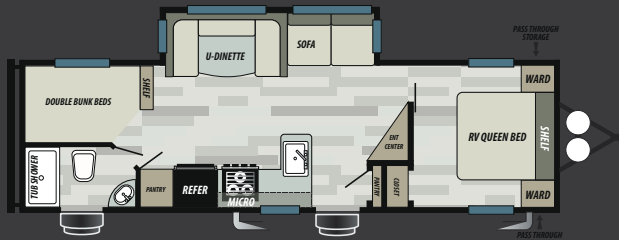




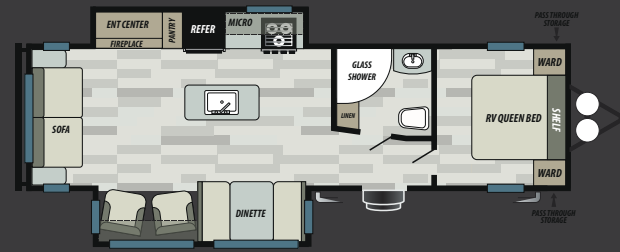
27RE

INTERIOR COLORS & EQUIPMENT MAY VARY

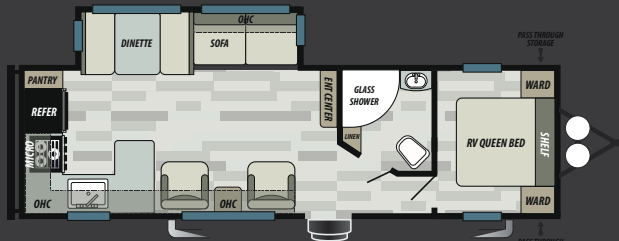




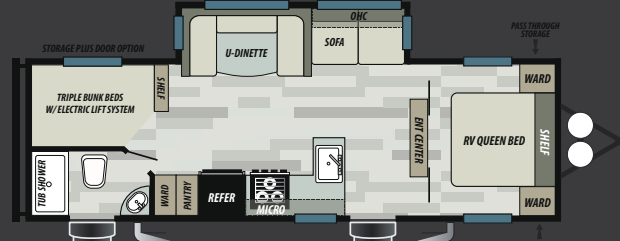
26DBUD



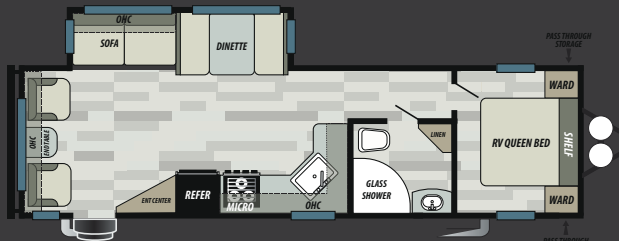
27RE



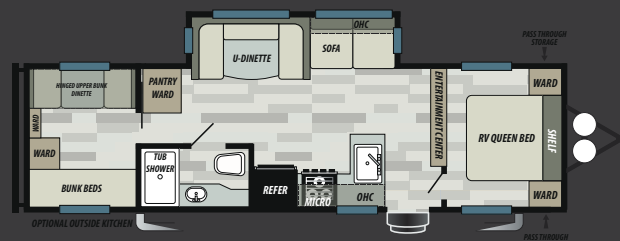
27RKS



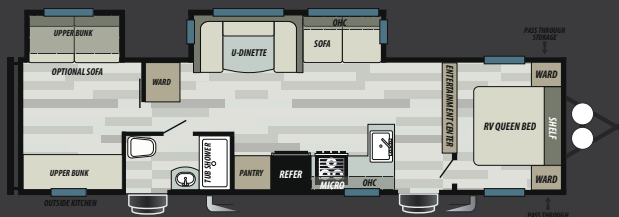
27TDSS



28RLSS



30QBSS



32BHDS

| | 26DBUD | 27RE | 27RKS | 27TDSS | 28RLSS | 30QBSS | 32BHDS |
|------------------------------------|--------|--------|--------|--------|--------|---------|--------|
| HITCH WEIGHT (LBS.) | 866 | 877 | 836 | 806 | 844 | 817 | 931 |
| GROSS VEHICLE WEIGHT RATING (LBS.) | 9999 | 9999 | 9999 | 9980 | 9999 | 9985 | 9999 |
| UNLOADED VEHICLE WEIGHT (LBS.) | 7258 | 7965 | 7154 | 6662 | 7048 | 7145 | 8403 |
| CARGO CARRYING CAPACITY (LBS.) | 2741 | 1996 | 2845 | 3318 | 2913 | 2840 | 1596 |
| EXTERIOR LENGTH (FT.) | 33' 1" | 34' 1" | 33' 6" | 32' | 34' 9" | 33' 10" | 36' 4" |
| EXTERIOR HEIGHT (FT.) | 11' 3" | 11' 3" | 11' 2" | 11' 2" | 11' 3" | 11' 3" | 11' 3" |
| FRESH WATER (GAL.) | 56 | 56 | 56 | 56 | 56 | 56 | 56 |
| GREY WATER (GAL.) | 75 | 60 | 65 | 75 | 80 | 60 | 58 |
| BLACK WATER (GAL.) | 40 | 30 | 28 | 40 | 35 | 30 | 30 |
| TIRE SIZE (IN.) | 15 | 15 | 15 | 15 | 15 | 15 | 15 |

Standards & Options

CONSTRUCTION AND EXTERIOR

5/8 TONGUE AND GROOVE FLOOR DECKING
FULL WALK ON SEAMLESS PVC ROOF WITH A 15 YEAR
MANUFACTURER DEFECT WARRANTY
EXTRA-LARGE FULL PASS THROUGH STORAGE (PER FP)
MILDEW RESISTANT VINYL PATIO AWNING
SAFETY GLASS WINDOWS
POWDER COATED I-BEAM FRAME
CAMBERED CHASSIS
GAS/ELECTRIC QUICK RECOVERY DSI WATER HEATER
WATER HEATER BYPASS
2" WALL CONSTRUCTION, 16"(OR LESS) ON CENTER
TRIPLE SEAL SLIDE OUT SYSTEM
FLUSH FLOOR ELECTRIC SLIDE OUT
SWING ARM ENTRY ASSIST HANDLE
TWO MARINE GRADE EXTERIOR SPEAKERS
AERODYNAMIC FRONT RADIUS PROFILE
SMOOTH .40 MIL ALUMINUM FRONT WRAP
EASY LUBE AXLES W/ SELF ADJUSTING BRAKES
ONE PIECE SLIP RESISTANT VINYL FLOOR
R-7 FIBERGLASS INSULATION THROUGHOUT
TEXTURED ROCKGAURD
HURRICANE STRAPS
LP QUICK DISCONNECT
1 1/4" RECEIVER
7 WAY CORD HOLSTER

KITCHEN

NEW SHAKER STYLE CABINET DOORS
HIDDEN HINGES THROUGHOUT
DOUBLE DOOR REFER (2YR WARRANTY)
HIGH RISE SPRING FAUCET
RESIDENTIAL STYLE UNDER MOUNT KITCHEN SINK
3-BURNER, HIGH OUTPUT RANGE WITH OVEN (2YR
WARRANTY)
FULL EXTENSION BALL BEARING DRAWER GUIDES
SHELVING IN OVERHEAD CABINETS IN THE KITCHEN
LARGE POTS AND PANS STORAGE UNDER DINETTE (PER
FP)
HIGH DEFINITION COUNTERTOPS

LIVING ROOM

80" INTERIOR HEIGHT
DUCTED 15 K A/C ROOF AIR CONDITIONER
HUGE STORAGE DRAWER UNDER JIFFY SOFA
LARGE DINETTE PICTURE WINDOW
DIGITAL ANTENNA WITH BOOSTER
BLUETOOTH FM STEREO
30K BTU SUBURBAN FORCED AIR DSI FURNACE W/
DIGITAL THERMOSTAT (2 YR WARRANTY)
IN-FLOOR DUCTED HEAT
CABLE TV HOOKUP LIVING ROOM AND BEDROOM

BEDROOM

NEW UPGRADED MATTRESS WITH PILLOW TOP IN
MASTER BED
STRUT LIFTED STORAGE AREA UNDER BED
BEDSIDE 110-VOLT POWER OUTLETS (2)
BEDSIDE USB CHARGERS (2)
SOLID BEDROOM PRIVACY DOOR (PER FP)
BEDSIDE HAMPER ACCESS (PER FP)

BATHROOM

12-VOLT POWER BATH ROOF EXHAUST FAN
FOOT FLUSH TOILET
HIGH DEFINITION COUNTERTOPS

SECURITY AND SAFETY

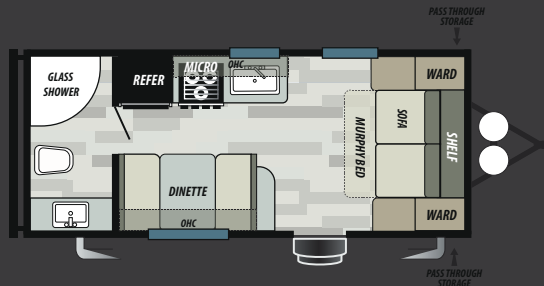
LP LEAK DETECTOR
SMOKE DETECTOR
CARBON MONOXIDE DETECTOR
FIRE EXTINGUISHER
WELDED HEAVY DUTY SAFETY CHAINS
ELECTRIC FULL SELF-ADJUSTING BRAKES
GFI RECEPTACLES
ANSI 119.2 CERTIFIED
MEETS ALL NATIONAL HIGHWAY ADMINISTRATION
SPECS
RVIA APPROVED PRODUCT



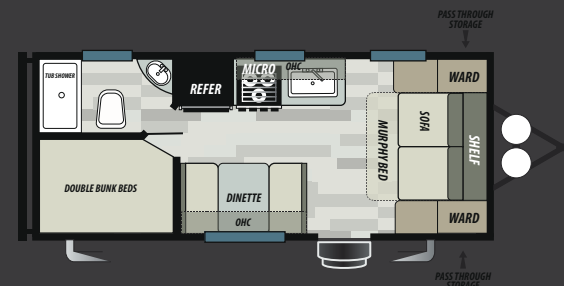
CRUISE LITE



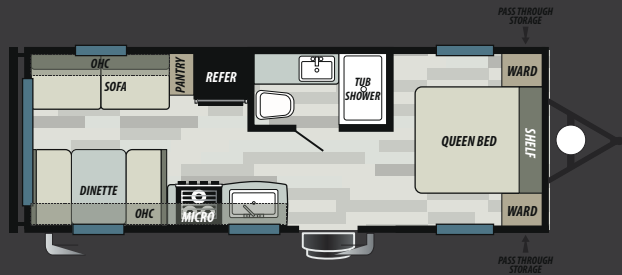
263BHXL
INTERIOR COLORS & EQUIPMENT MAY VARY



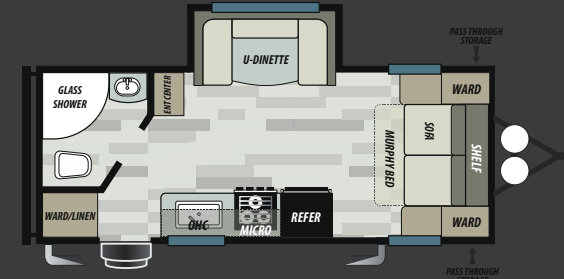
190RBXL



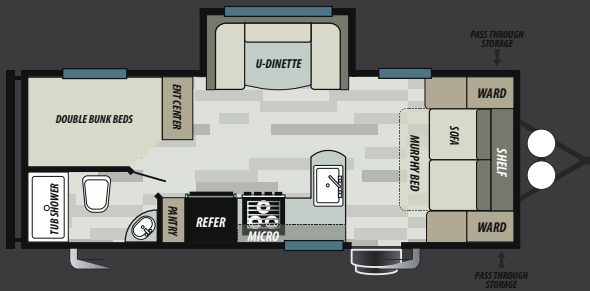
201BHXL



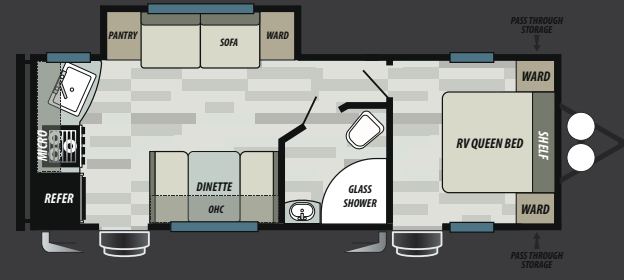
202RDXL



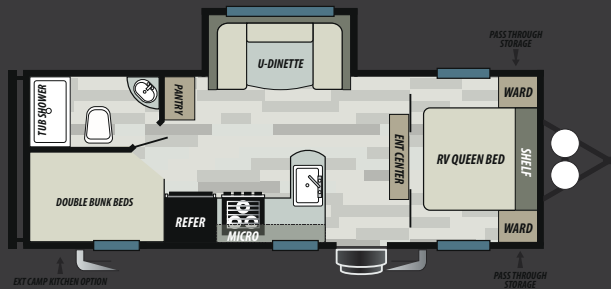
212RBXL



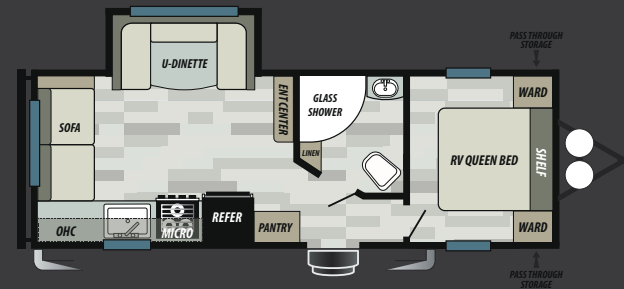
221BHXL



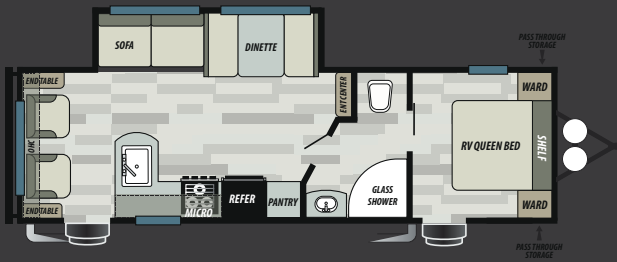
231RKXL



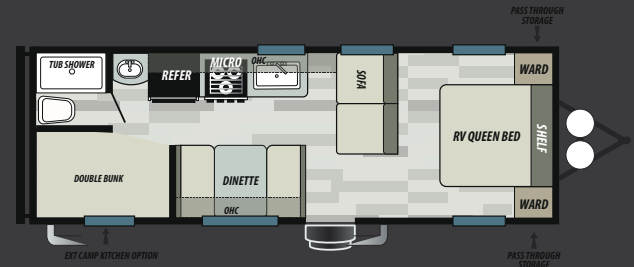
241BHXL



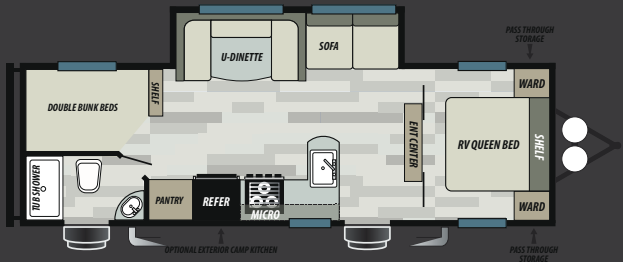
241RLXL



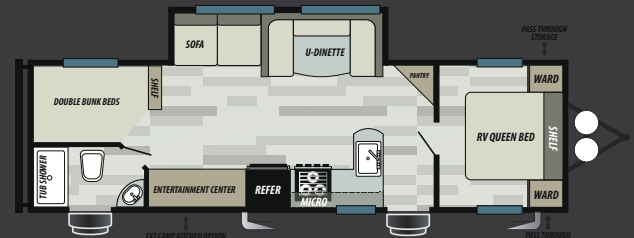
254RLXL



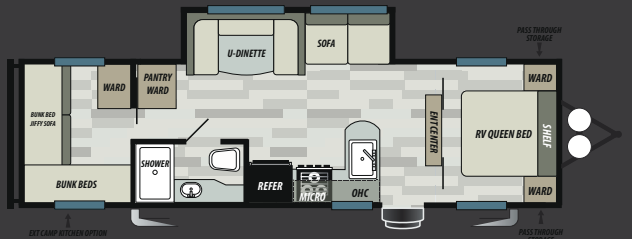
261BHL



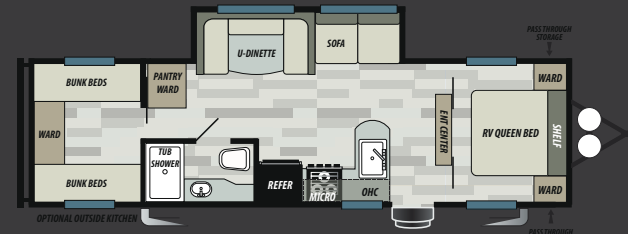
263BHL



271BHL



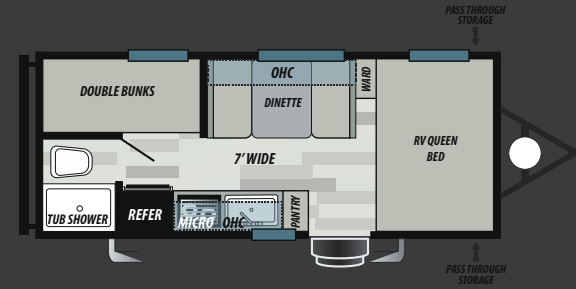
273QBL



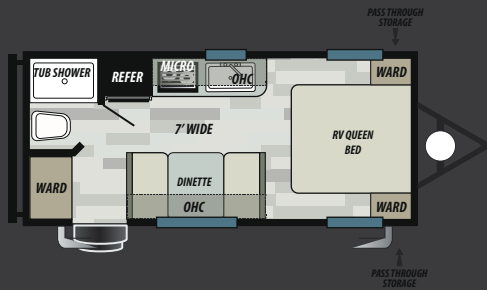
282QBL



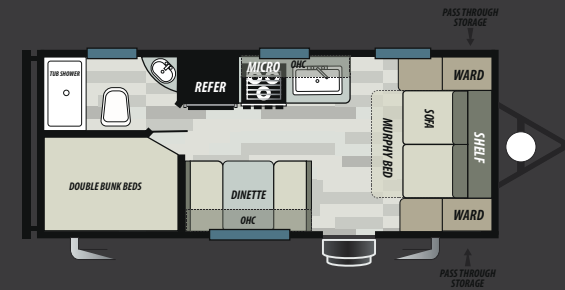
Selects



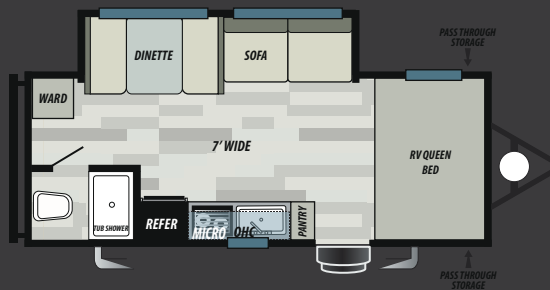
177BQ



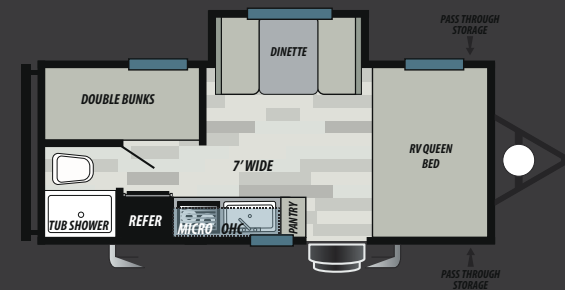
177FQ



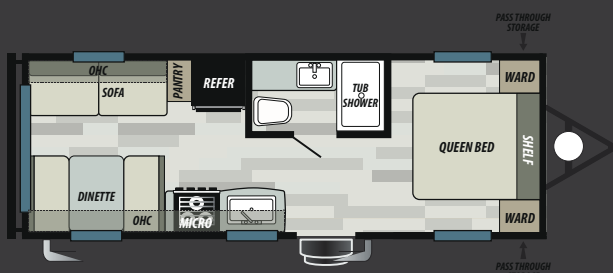
178DB



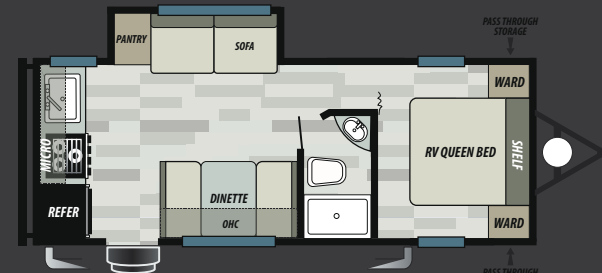
197SS



207BH



208RD



228RK

Standards & Options

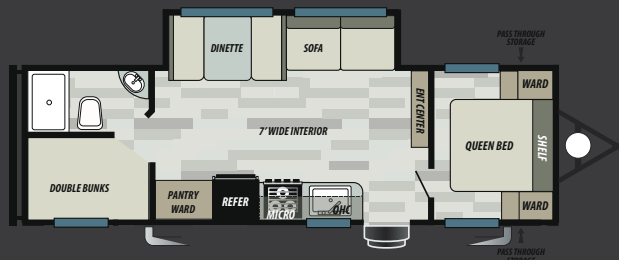
STANDARD FEATURES

- NEW 6-WAY ADJUSTABLE HIDDEN HINGES
- STAINLESS STEEL SINGLE POLE FAUCET
- AERODYNAMIC FRONT PROFILE
- SHAKER STYLE CABINET DOORS
- NEW 3 BURNER COOK TOP
- 13.5K A/C
- TEXTURED ROCK GUARD
- NEW LP QUICK CONNECT
- NEW DOUBLE DOOR GAS & ELECTRIC REFER
- NEW RESIDENTIAL SINGLE BOWL SINK
- MICROWAVE WITH CAROUSEL
- AWNING
- 6 GAL GAS DSI WATER HEATER
- 1-20LB LP BOTTLE
- AUTO IGNITION 20K BTU FURNACE
- NEW EXTERIOR TV HOOK UP
- MINI-BLINDS THROUGHOUT
- NEW TEDDY BEAR BUNK MATS (PER F/P)
- WATER HEATER BY-PASS
- FULL WALK ON SEAMLESS ROOF WITH A
- 15 YEAR MANUFACTURER DEFECT WARRANTY
- KITCHEN DRAWER W/BALL BEARING GUIDES
- HIGH DEFINITION COUNTERTOPS
- 78" INTERIOR HEIGHT
- E-Z LUBE AXLES W/SELF-ADJUSTING BRAKES

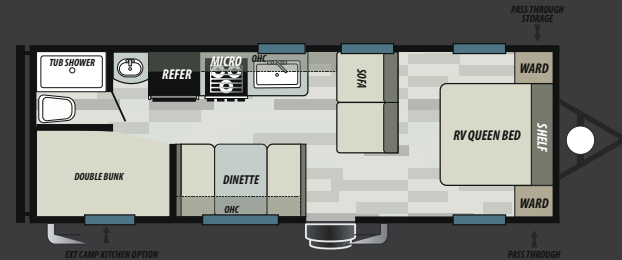
POPULAR OPTIONS

- POWER AWNING W/ ADJUSTABLE LEGS
- BLUETOOTH STEREO WITH REMOTE
- BACKUP CAMERA PREP
- SOLAR PREP
- NEW USB PORTS
- SPARE TIRE AND CARRIER
- SKYLIGHT OVER TUB
- POWER TONGUE JACK
- STABILIZER JACKS (2 OR 4)

| | 177BQ | 177FQ | 178DB | 197SS | 207BH | 208RD | 228RK | 267SS | 268BH |
|------------------------------------|--------|--------|--------|--------|---------|---------|--------|--------|--------|
| HITCH WEIGHT (LBS.) | 445 | 430 | 485 | 495 | 470 | 565 | 550 | 655 | 545 |
| GROSS VEHICLE WEIGHT RATING (LBS.) | 4845 | 4830 | 5585 | 5595 | 4870 | 7565 | 7550 | 8455 | 7545 |
| UNLOADED VEHICLE WEIGHT (LBS.) | 3374 | 3334 | 4033 | 4113 | 3728 | 4235 | 4708 | 5280 | 4559 |
| CARGO CARRYING CAPACITY (LBS.) | 1471 | 1496 | 1552 | 1482 | 1142 | 3292 | 2842 | 3175 | 2986 |
| EXTERIOR LENGTH (FT.) | 22' 8" | 22' 8" | 24' | 24' 2" | 22' 11" | 25' 10" | 26' 3" | 31' | 28' 8" |
| EXTERIOR HEIGHT (FT.) | 10' 3" | 10' 3" | 10' 3" | 10' 5" | 10' 5" | 10' 5" | 10' 5" | 10' 9" | 10' 5" |
| FRESH WATER (GAL.) | 48 | 48 | 48 | 48 | 48 | 48 | 48 | 48 | 48 |
| GREY WATER (GAL.) | 22 | 22 | 28 | 22 | 22 | 30 | 52 | 28 | 28 |
| BLACK WATER (GAL.) | 22 | 22 | 30 | 22 | 22 | 30 | 28 | 22 | 30 |
| TIRE SIZE (IN.) | 15 | 15 | 15 | 15 | 15 | 15 | 15 | 15 | 15 |




267SS



268BH

SALEM



CRUISE LITE



SELECT

FREE MEMBERSHIP
to Forest River Owners' Group



Learn More
Scan this barcode using
a QR Reader on your
smart phone to learn
more about Forest River.



A Berkshire Hathaway company.

FOREST RIVER INC., 255 S PEPPER AVE RIALTO, CA 92376 | (909) 873-3777
WWW.FORESTRIVERINC.COM/SALEM | WWW.FORESTRIVERACCESSORIES.COM
EFFECTIVE FOR UNITS PRODUCED STARTING SEPTEMBER 1ST, 2019

CUSTOMER SATISFACTION



www.ForestRiverBuyLocal.com

YOUR SALEM DEALER

Specification Definitions

GVWR (Gross Vehicle Weight Rating) - is the maximum permissible weight of the unit when fully loaded. It includes all weights, inclusive of all fluids, cargo, optional equipment and accessories. For safety and product performance do NOT exceed the GVWR.

GAWR (Gross Axle Weight Rating) - is the maximum permissible weight, including cargo, fluids, optional equipment and accessories that can be safely supported by a combination of all axles.

UVW (Unloaded Vehicle Weight)* - is the typical weight of the unit as manufactured at the factory. It includes all weight at the unit's axle(s) and tongue or pin and LP Gas. The UVW does not include cargo, fresh potable water, additional optional equipment or dealer installed accessories.

*Estimated average based on standard build optional equipment.

CCC (Cargo Carrying Capacity)** - is the amount of weight available for fresh potable water, cargo, additional optional equipment and accessories. CCC is equal to GVWR minus UVW. Available CCC should accommodate fresh potable water (8.3 lbs per gallon). Before filling the fresh water tank, empty the black and gray tanks to provide for more cargo capacity. ** Estimated average based on standard build optional equipment

Each Forest River RV is weighed at the manufacturing facility prior to shipping. A label identifying the unloaded vehicle weight of the actual unit and the cargo carrying capacity is applied to every Forest River RV prior to leaving our facilities. The load capacity of your unit is designated by weight, not by volume, so you cannot necessarily use all available space when loading your unit.

All information contained in this brochure is believed to be accurate at the time of publication. However, during the model year, it may be necessary to make revisions and Forest River, Inc., reserves the right to make all such changes without notice, including prices, colors, materials, equipment and specifications as well as the addition of new models and the discontinuance of models shown in this brochure. Therefore, please consult with your Forest River dealer and confirm the existence of any materials, design or specifications that are material to your purchase decision. Litho. U.S.A. FOR 1420 P/W: 2019.3.1