

P U M A

BY PALOMINO - SINCE 1968

FOR THE ADVENTURES OF A LIFETIME



Travel Trailers



Fifth Wheels



Destination Trailers



Toy Haulers

Travel Trailers / Fifth Wheels / Toy Haulers / Destination Trailers By

PUMA





Kids love this versatile bunk room that can sleep up to four. It has well designed L-shaped bunks and a jack knife sofa that folds down into a bed.

FIND THE PERFECT RV WITH PUMA

Whether it's just the two of you, a family set on adventure, or a getaway with a group of friends, these well equipped Travel Trailers, Fifth Wheels, Destination Trailers and Toy Haulers enhance your vacation adventures. Puma is loaded with these comforts: a 21" oven with LED backlit controls and a glass range cover, a pull-down faucet with stainless steel undermount sink and covers, an 11 cu. ft. 12V refrigerator, a 1.3 cu. ft. stainless steel microwave, adjustable roller shades, and a spacious walk-in pantry. A 5100 BTU color changing electric fireplace adds warmth – and is included in the Limited Edition Package.



Stay well organized on the go with plenty of extra storage under the U-dinette and sofa. Both convert to sleeping accommodations. 28 BHSS with Granite decor and optional TV shown here.





32 BHIS features 48" x 76" double over double bunks with a built-in bunk ladder and individual USB charging ports. (Outside storage is underneath.)



32 BHIS includes this convertible 84" U-dinette/sleeping area with storage and 110V outlet underneath.



WHEN IT COMES TO CHOICE, PUMA GOES THE DISTANCE

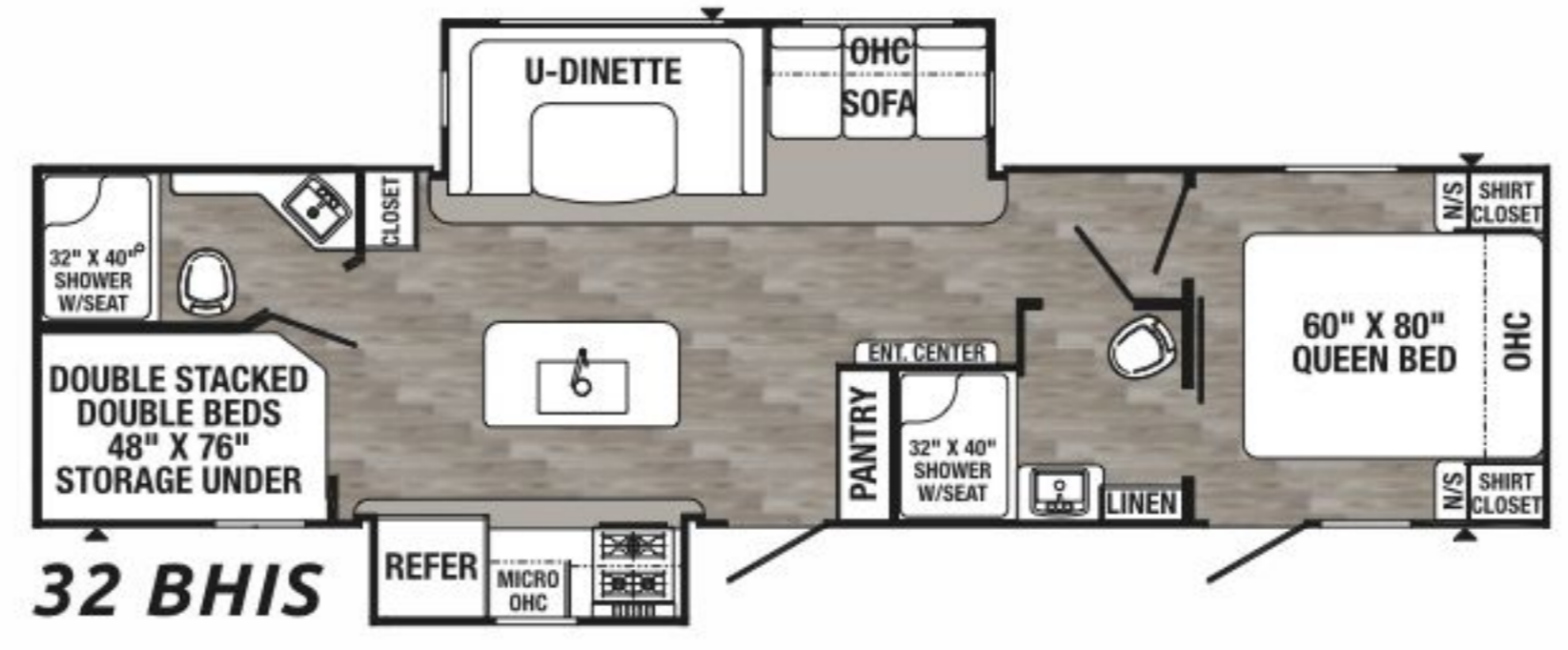
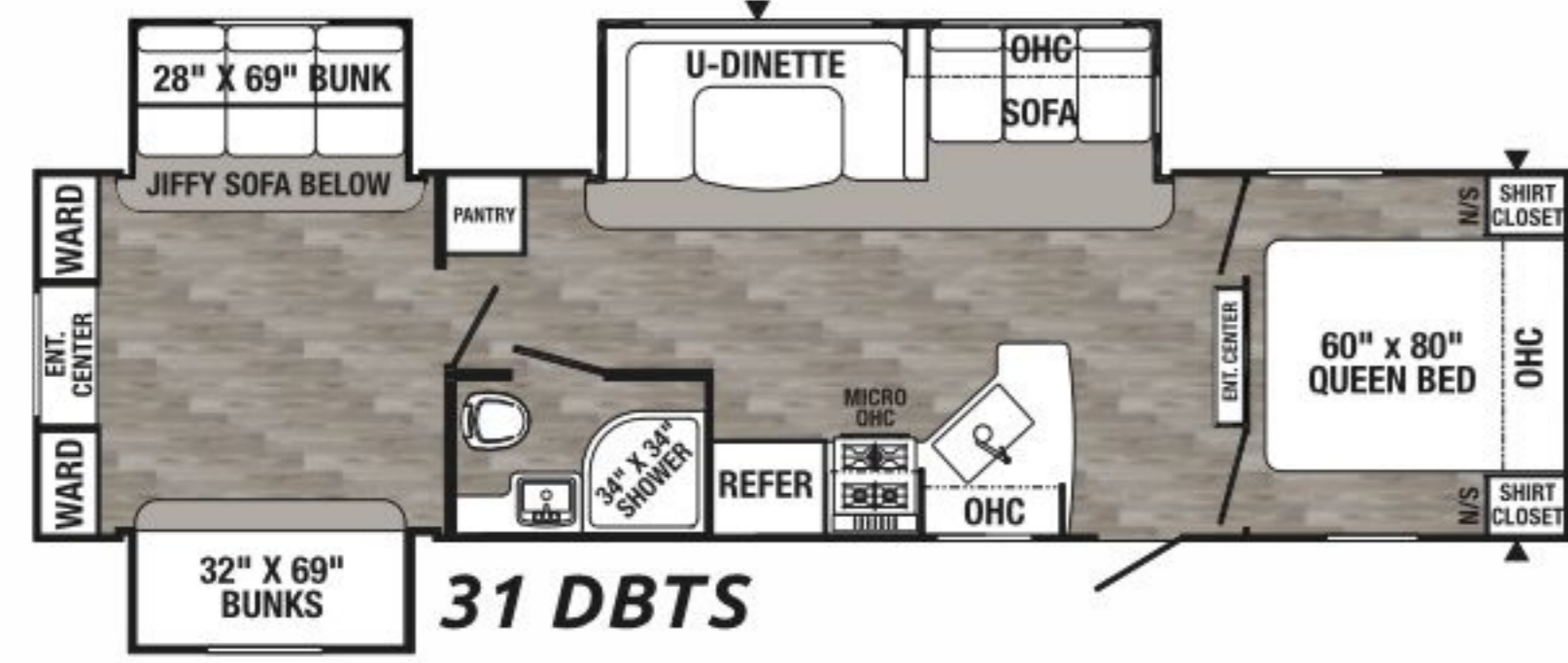
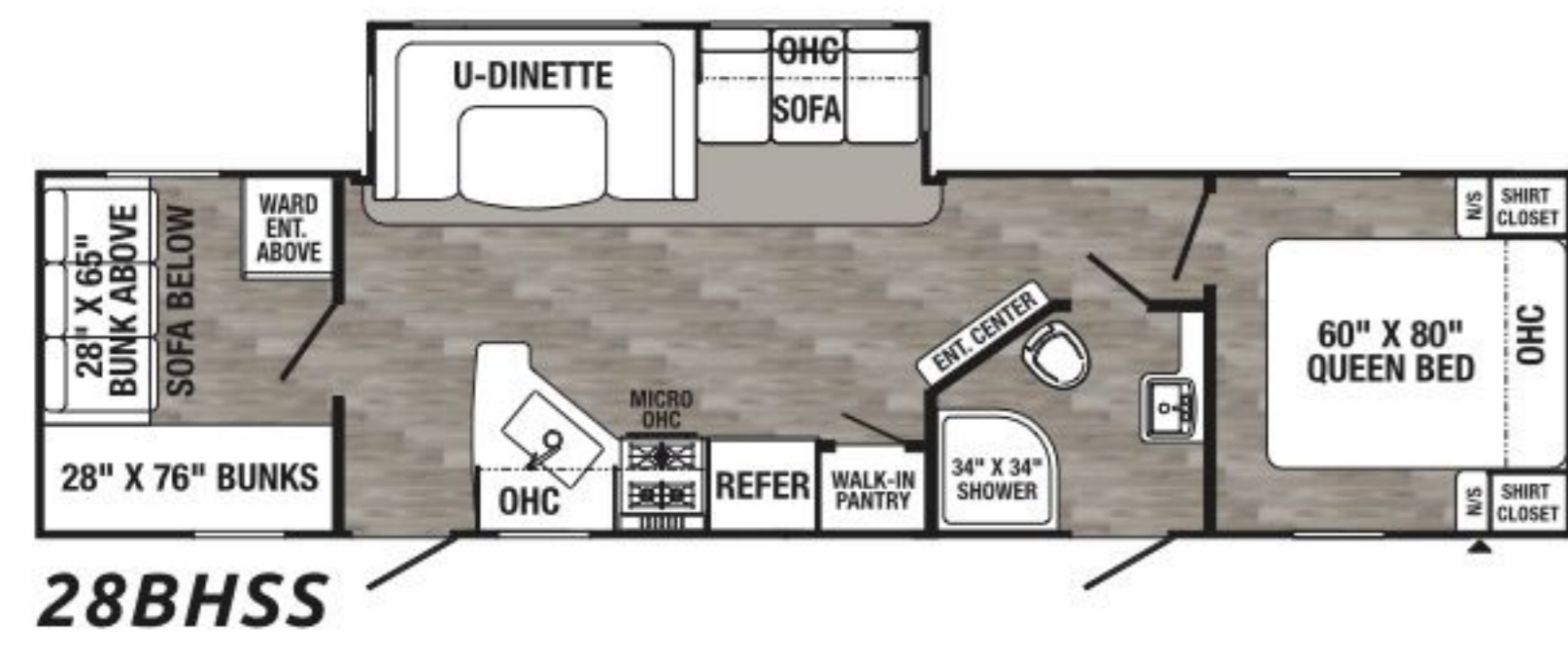
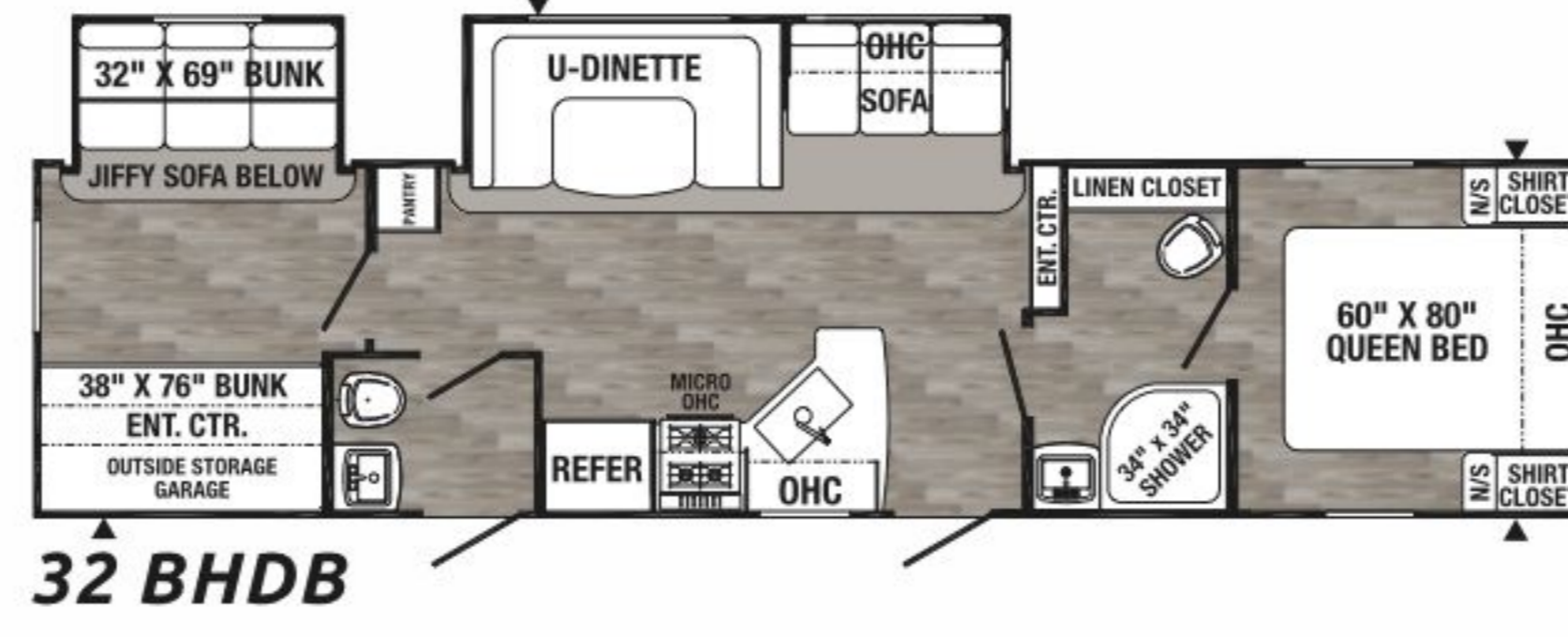
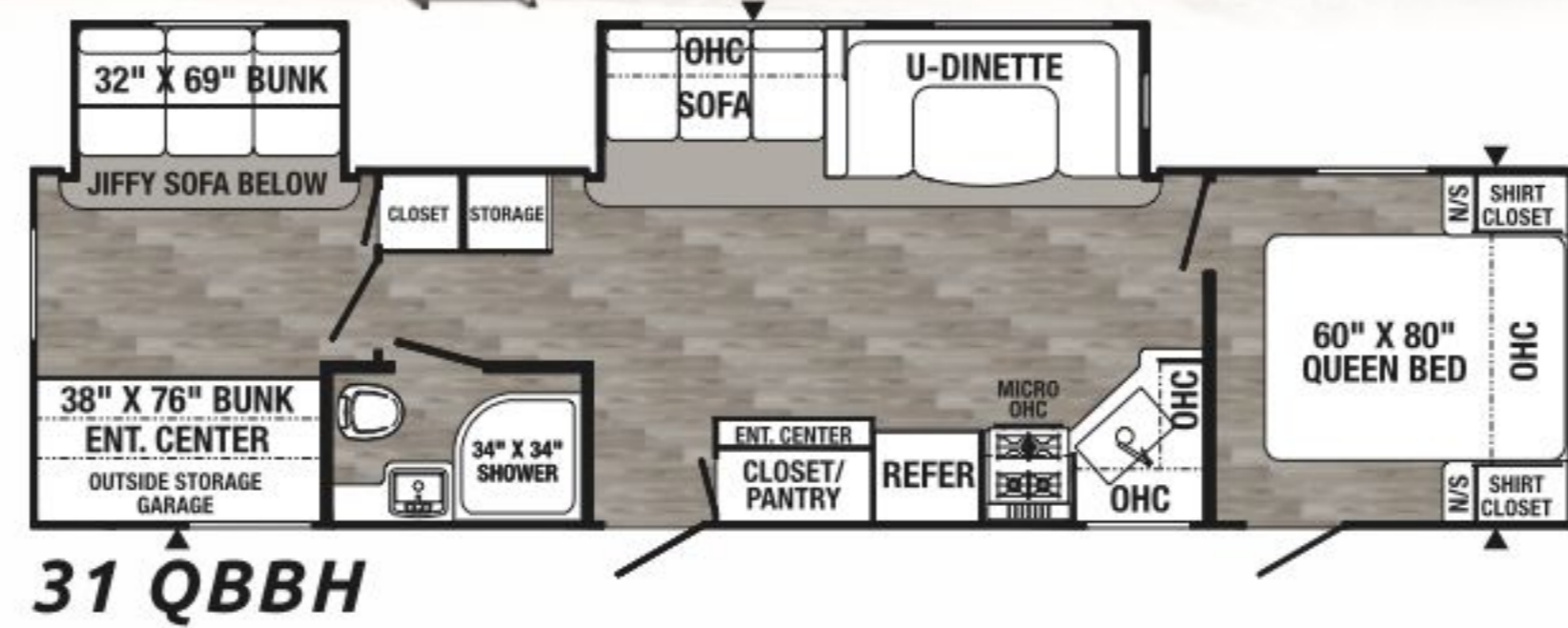
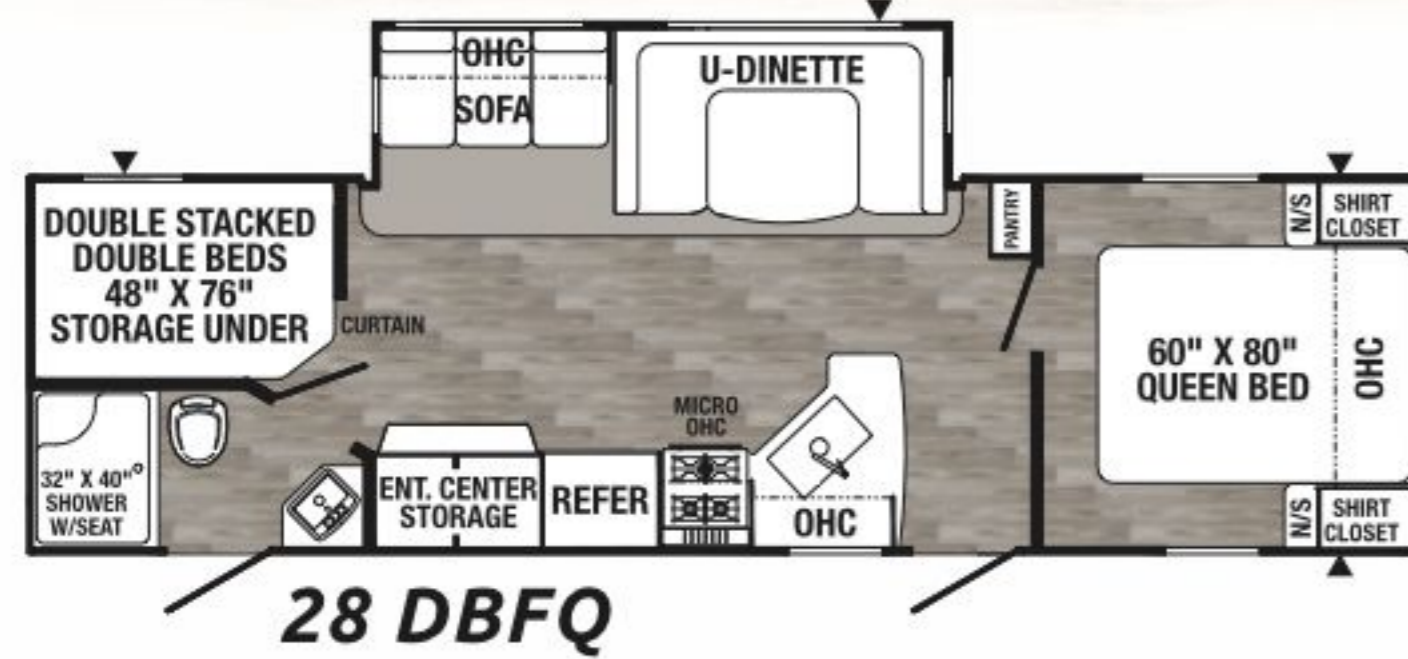
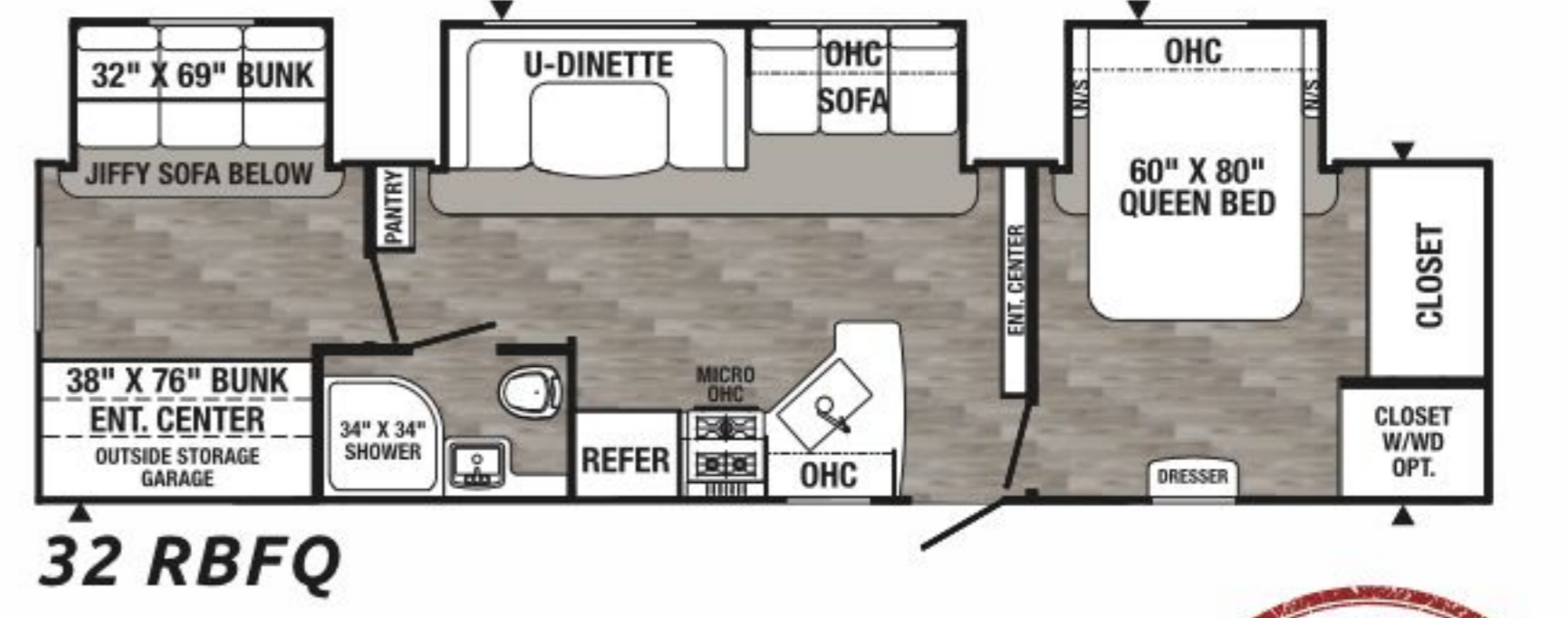
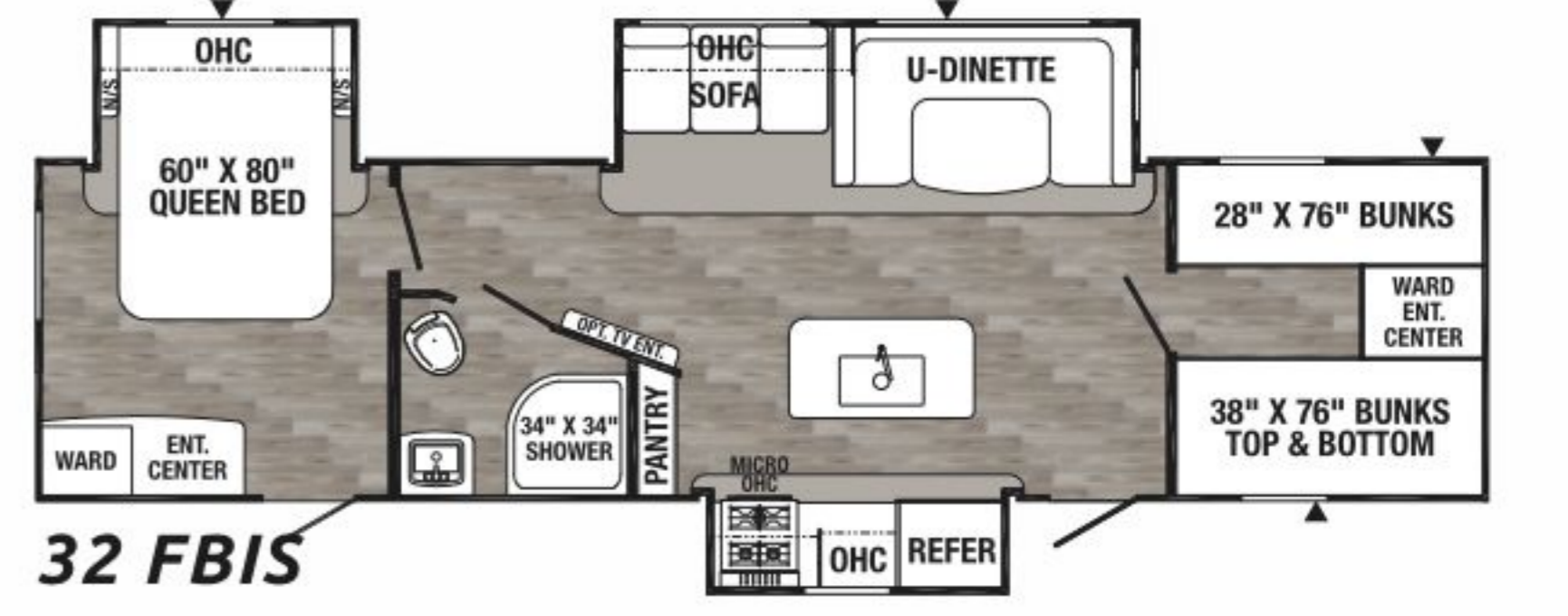
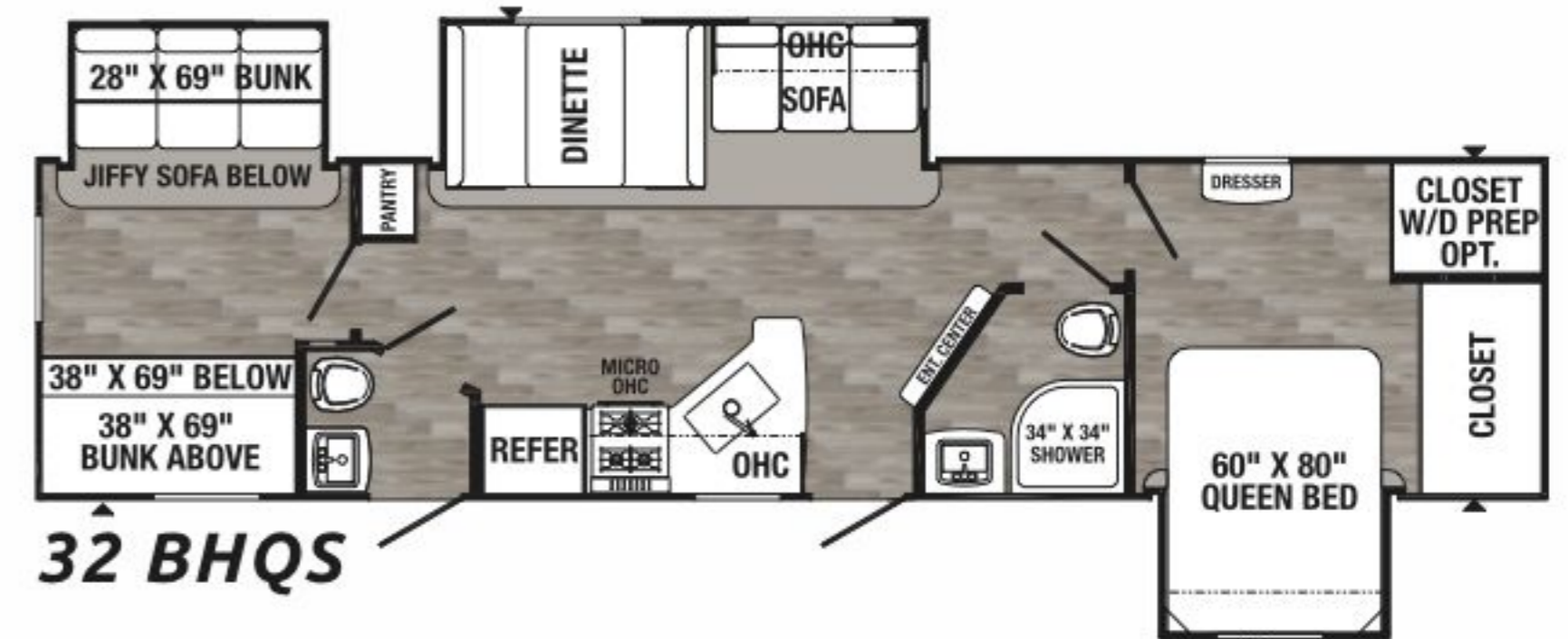
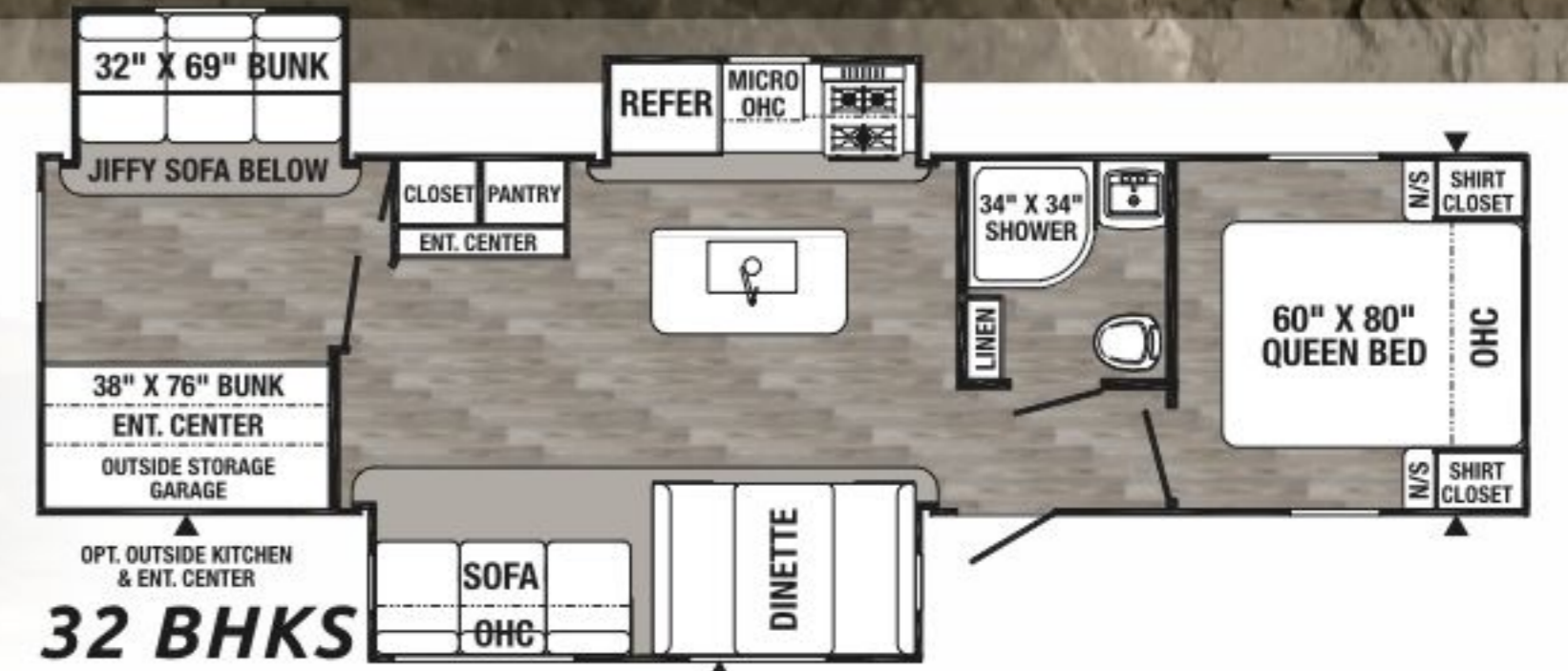
Puma's broad selection of bunk and non-bunk floorplans are designed to make you feel right at home. Choose Granite or Stardust decor (shown on back cover).

Plan, pack and store much more! This ergonomic kitchen provides a place for everything – from a silverware drawer, to an easy access pantry, to dedicated pot and pan storage. It's easy to keep this kitchen tidy. The modern design includes cabinets with contemporary glass panels, a decorative backsplash, energy efficient LED lighting – with both pendants above, and accents under the island counter. The stainless steel undermount sink has roll-up sink covers and a pull-down faucet. Convenient USB ports are located throughout.

This double entry bath includes a 32" x 40" shower with a glass door and built-in seat, plus a wooden medicine cabinet and plenty of linen storage.



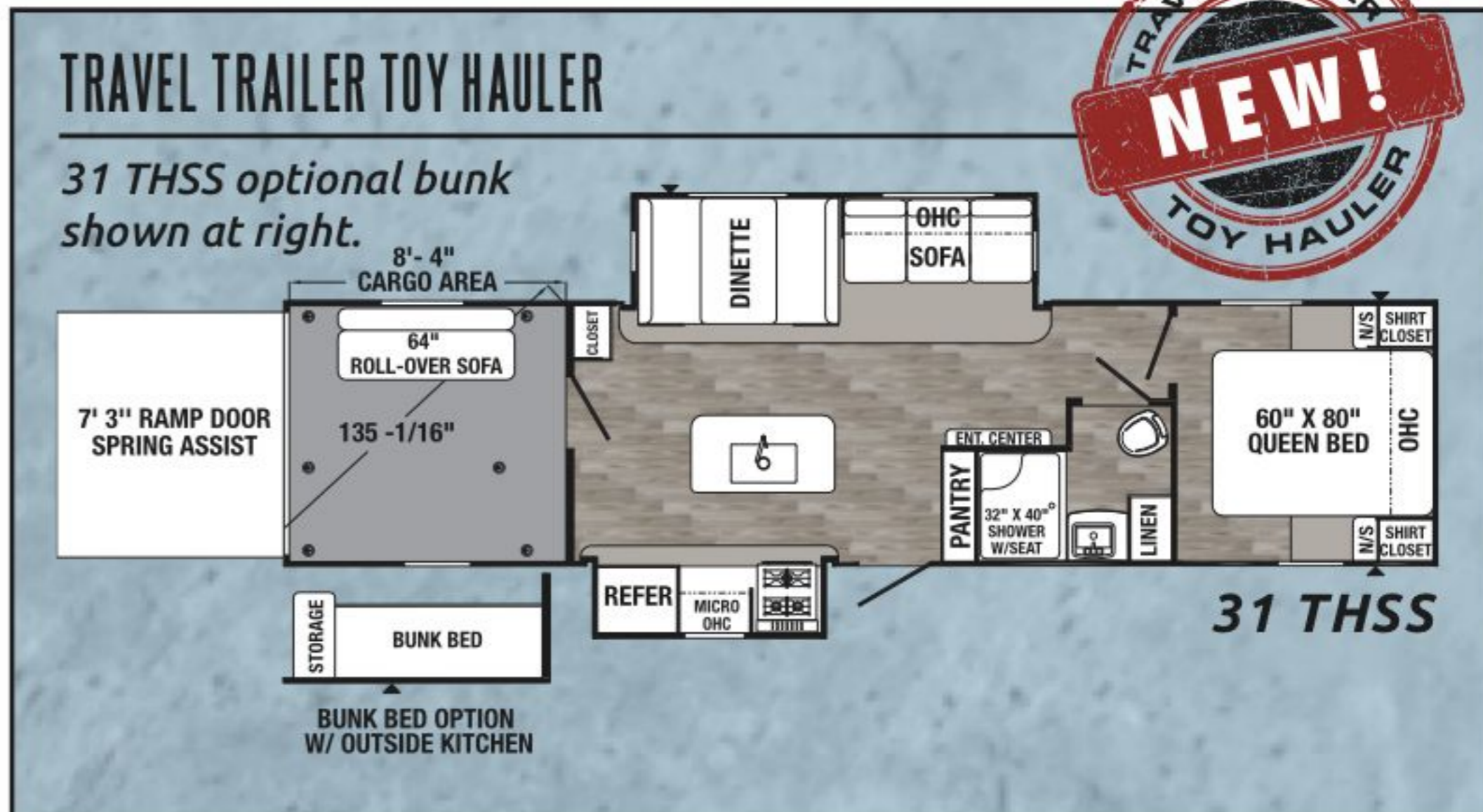
PUMA BUNK HOUSE TRAVEL TRAILERS



PUMA TRAVEL TRAILERS

PUMA TRAVEL TRAILER	BUNK TRAVEL TRAILERS									
	28 DBFQ	28 BHSS	31DBTS	31 QBBH	32 BHDB	32 BHIS	32 BHKS	32 BHQS	32 FBIS	32 RBFQ
Hitch Weight	694	835	844	1049	928	964	932	1045	985	948
Axle Weight	6136	6640	7481	7144	7759	7620	7667	7968	7772	8012
UVW	6868	7513	8363	8231	8725	8643	8637	9072	8795	8998
GVWR	8500	9063	9995	9995	9995	9995	9995	10800	10500	10500
CCC (Cargo Cap.)	1632	1550	1632	1764	1270	1352	1358	1726	1705	1502
Exterior Length	32' 8"	36' 8"	36' 4"	37' 8"	38' 2"	36' 11"	36' 5"	38' 7"	37' 6"	36' 9"
Exterior Height w/AC	11' 1"	11' 1"	11' 1"	11' 1"	11' 1"	11' 1"	11' 1"	11' 1"	11' 1"	11' 1"
Water Heater Cap. (gal)	6	6	6	6	6	6	6	6	6	6
Fresh Water Cap. (gal)	43	43	43	43	43	43	43	43	43	43
Black Water Cap. (gal)	34.5	34.5	34.5	34.5	64.5	69	34.5	64.5	34.5	34.5
Grey Water Cap. (gal)	64.5	64.5	34.5	69	64.5	64.5	34.5	64.5	34.5	64.5
Tire Size (in)	15"	15"	15"	15"	15"	15"	15"	15"	15"	15"
Awning Size (ft)	21'	20'	19'	21'	21'	19'	19'	19'	21'	21'

TRAVEL TRAILER TOY HAULER	
PUMA TOY HAULER TT	31 THSS
Hitch Weight	1525
Axle Weight	7340
UVW	8924
GVWR	11200
CCC (Cargo Cap.)	2276
Exterior Length	37' 7"
Exterior Height w/AC	11' 2"
Water Heater Cap. (gal)	6
Fresh Water Cap. (gal)	43
Black Water Cap. (gal)	30
Grey Water Cap. (gal)	34.5
Tire Size (in)	15"
Awning Size (ft)	19'



Refer to back cover for chart definitions.

31 THSS TRAVEL TRAILER TOY HAULER



Decorative accent wall art and Granite decor are shown.

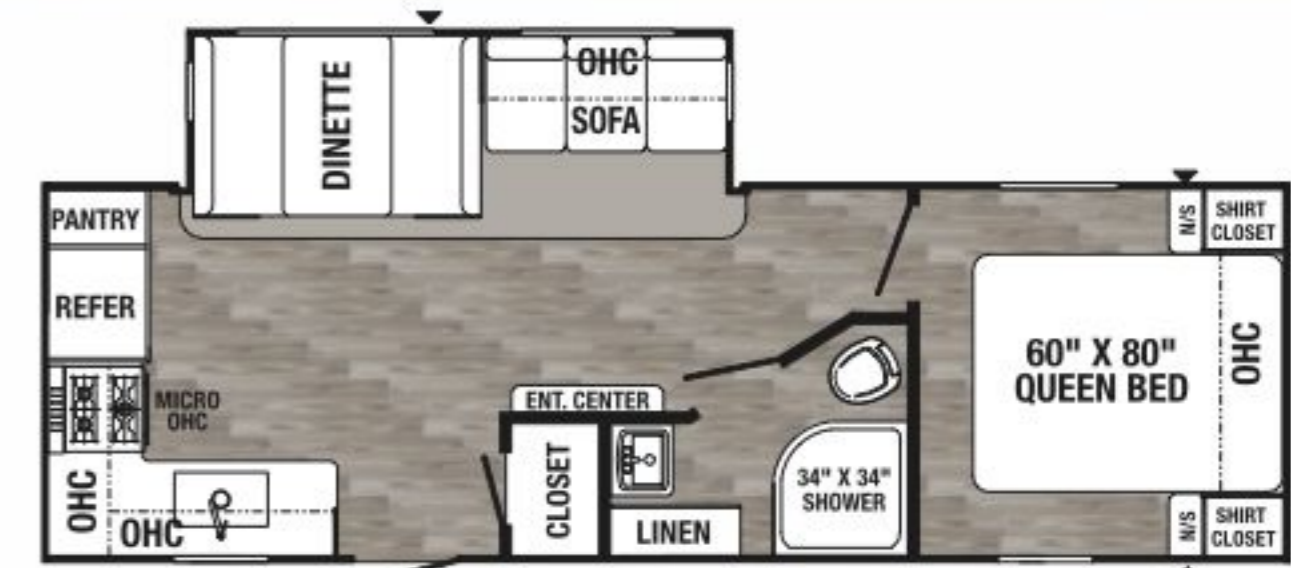


Make the most of your weekend getaway. Store toys and gear with lots of cargo space for any adventure. Shown with optional bunks. A large outside kitchen option is also available.

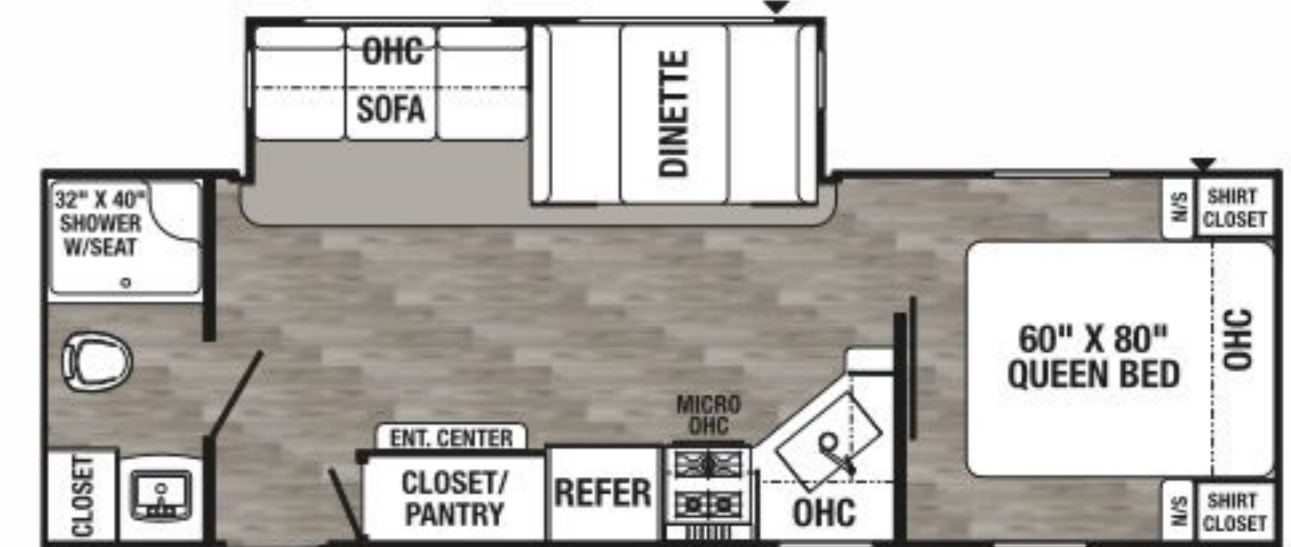




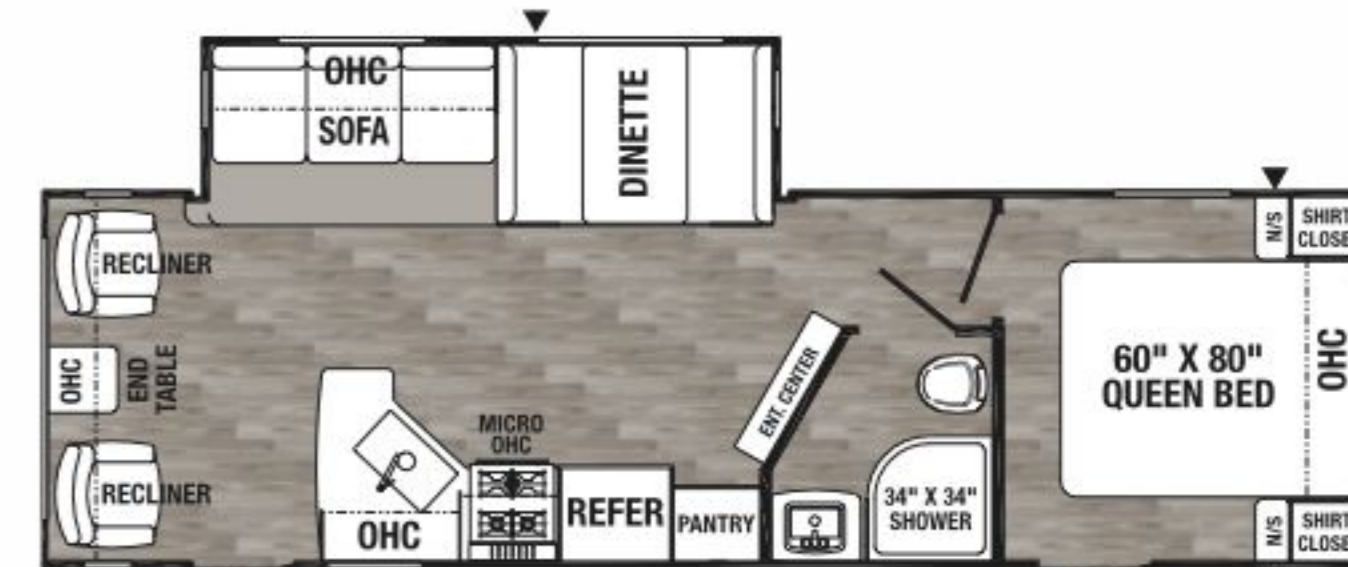
This Puma kitchen includes: a 21" oven and 3-burner stove with LED backlit controls and a glass range cover, a pull-down faucet with stainless steel undermount sink and covers, an 11 cu. ft. 12V refrigerator, a 1.3 cu. ft. stainless steel microwave, adjustable roller shades, and a spacious walk-in pantry. A 5100 BTU color changing electric fireplace adds warmth – and is included in the Limited Edition Package. Optional TV shown.



25 RKQB



26 RBSS



27 RLSS

The 30 RKQS has large windows for natural light, a walk-in closet/pantry with wire rack shelves, and lots of storage for spices. Entertainment features include a Bluetooth FM/CD/DVD stereo with a built-in USB port.

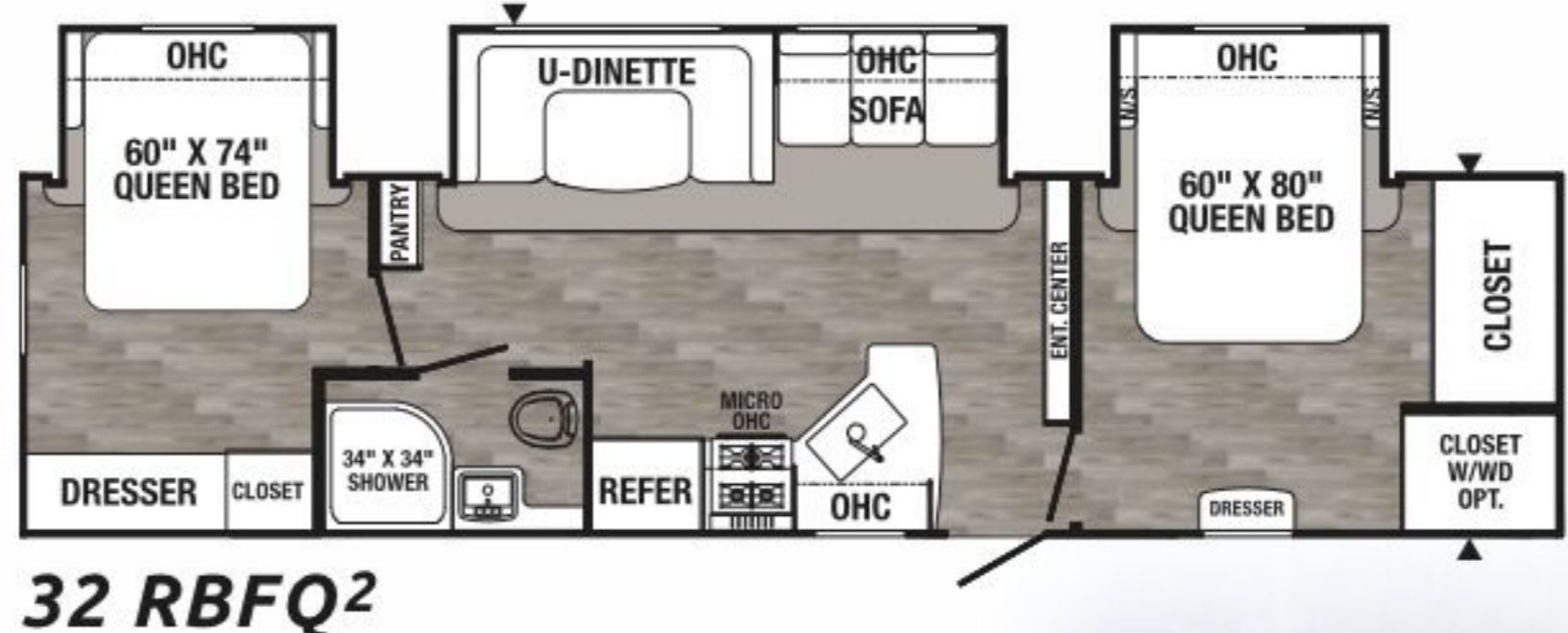
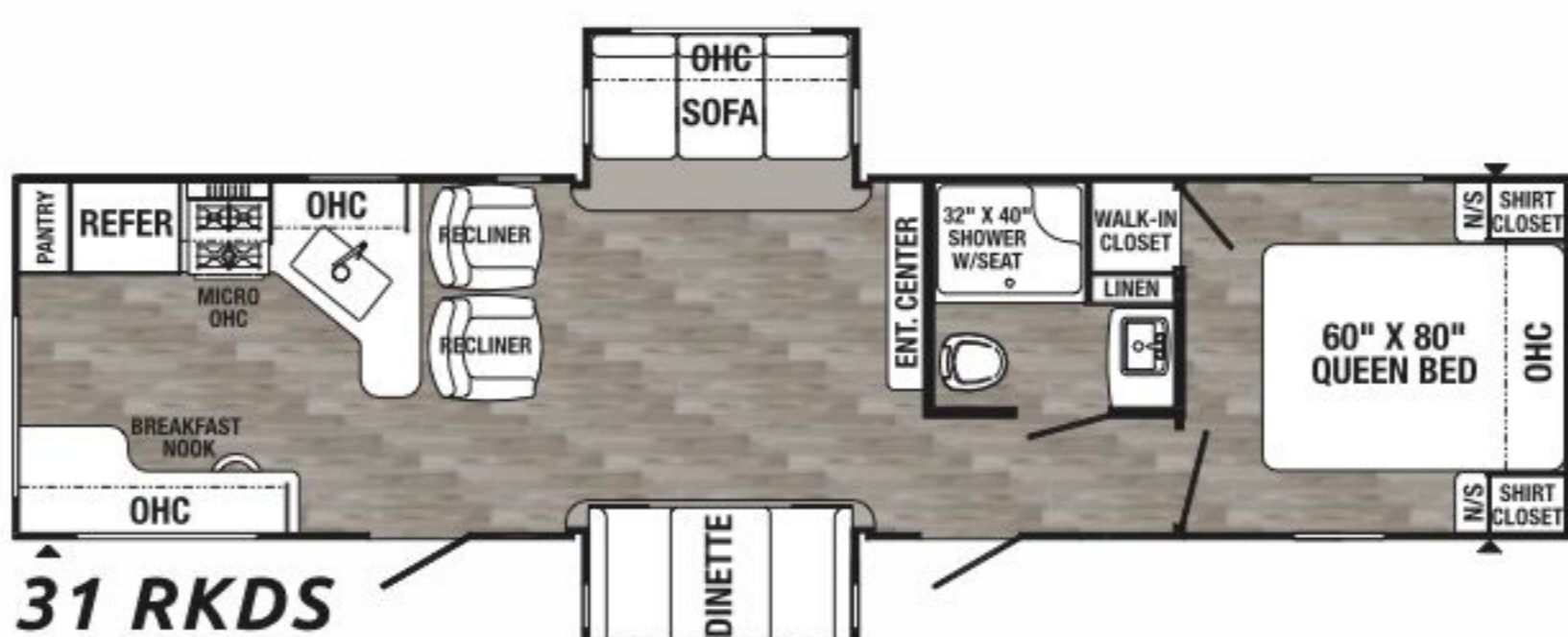
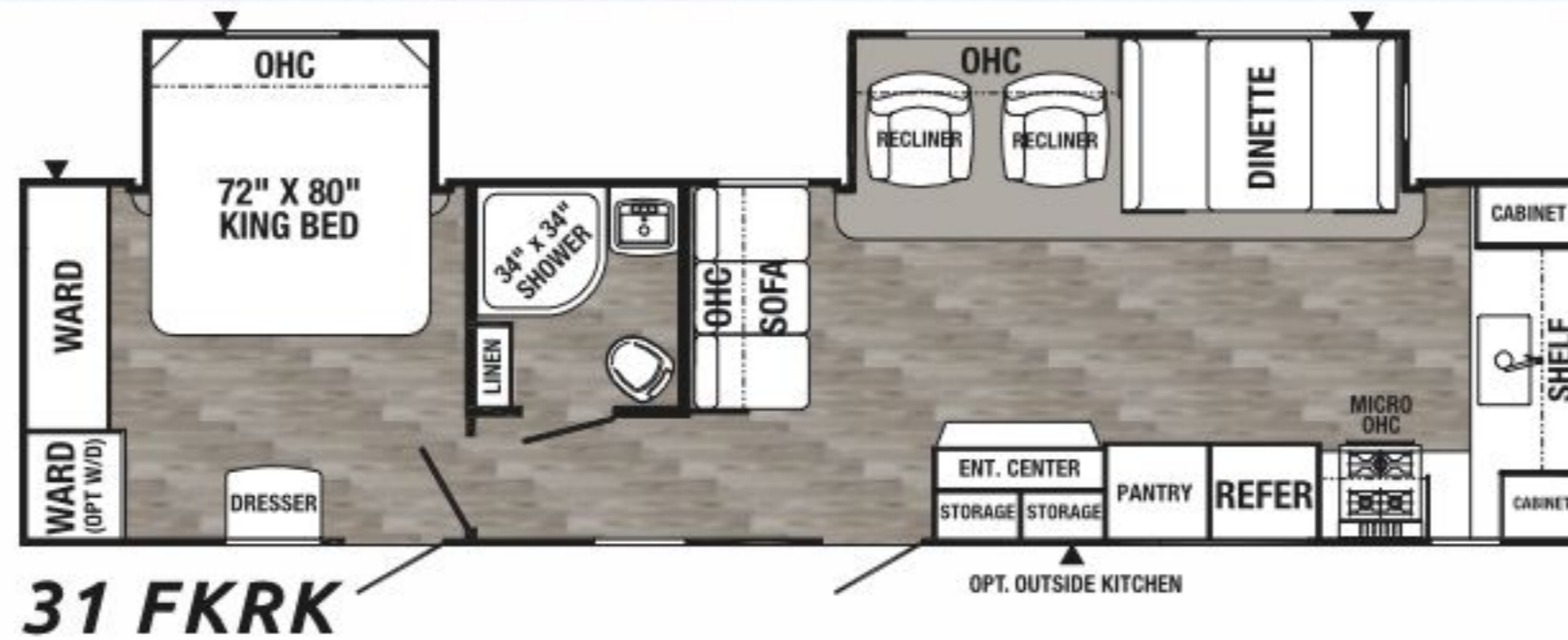
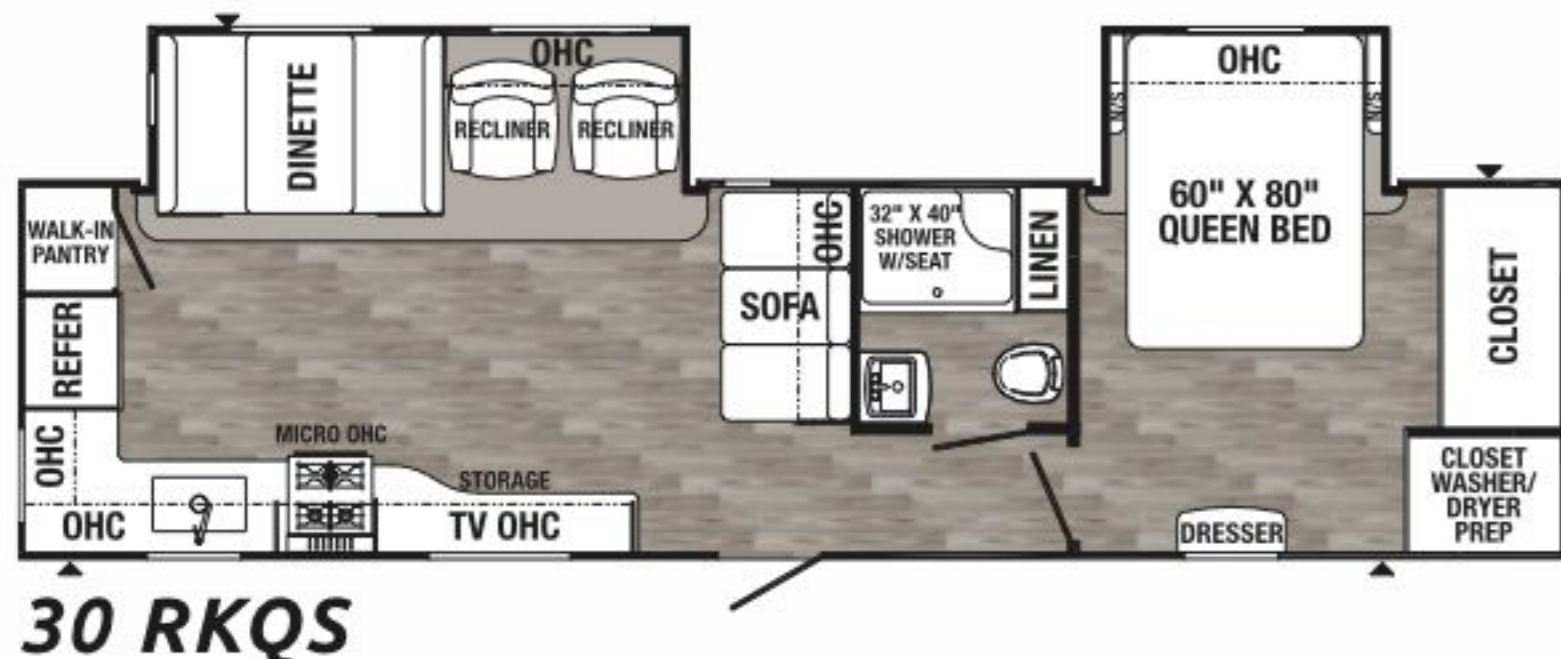
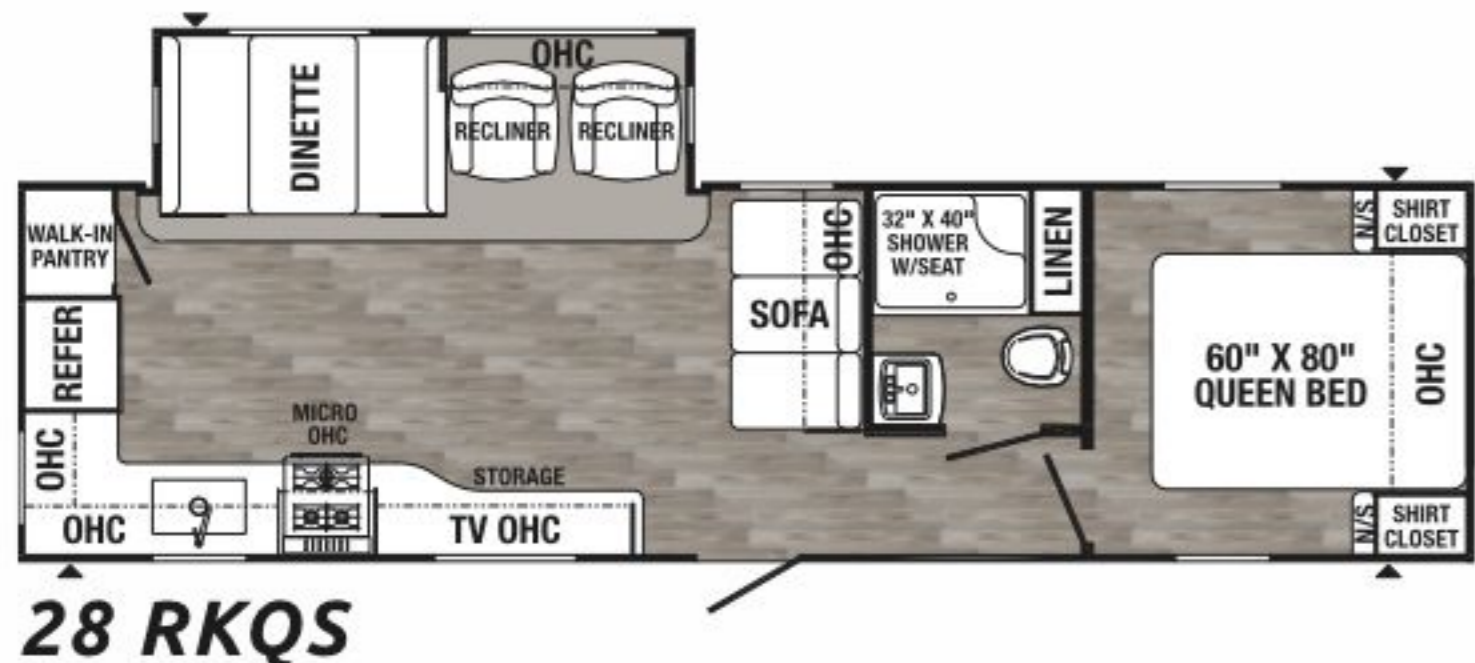
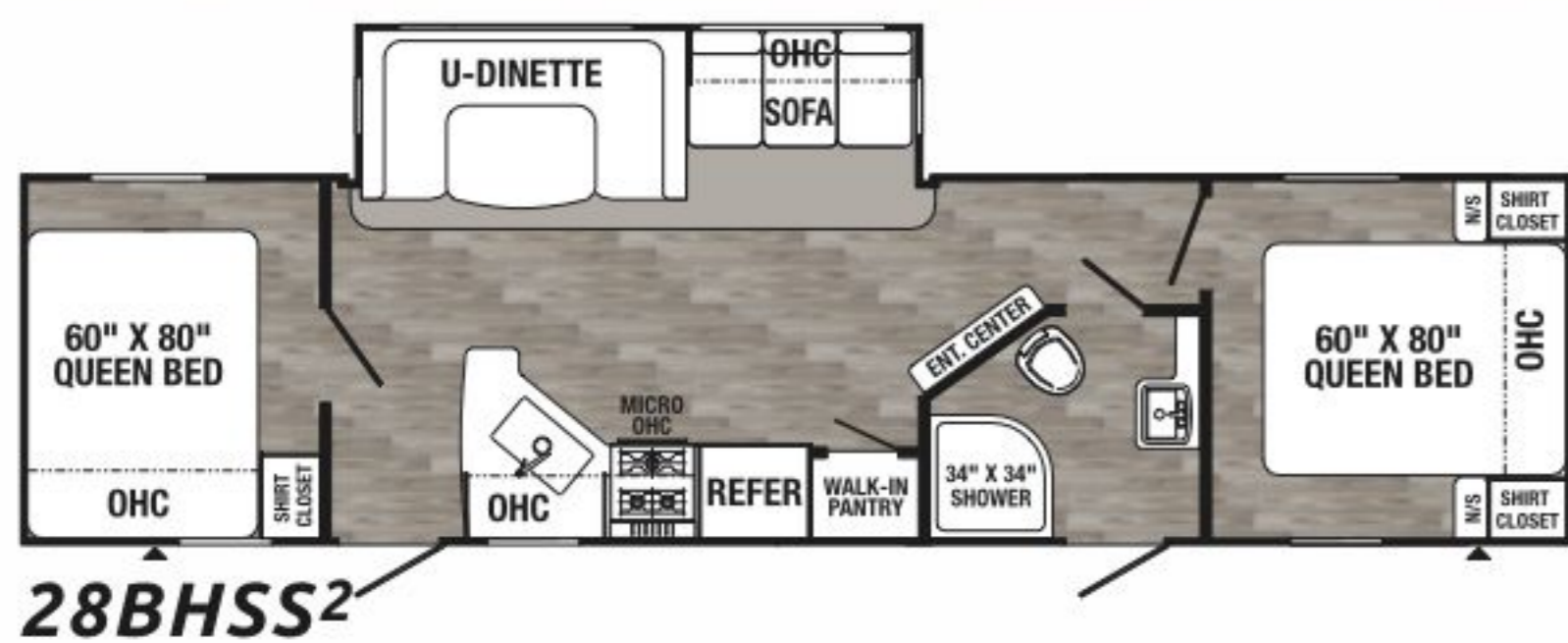


Stretch out and relax in these optional reclining theater seats with a drink tray. Decorative accent wall and Stardust decor shown here.



31 RLQS shown in Granite Decor.

FLOORPLANS



Get ready to relax! This large, slide out bedroom has mirrored wardrobes and overhead storage with contemporary glass door panels.



PUMA TRAVEL TRAILER PACKAGES

Value Shopper Package (Required)

- Jack Knife Sofa w/Pull-Down Center Drink Tray & Storage Underneath
- Electric Awning w/LED Light Strip
- Pre-wired for Solar System
- LED Lighting
- 13,500 BTU Ducted A/C
- Beauflor Linoleum
- Bedspread
- Bedroom TV Hook-up
- TV Antenna w/Booster & Cable Hook-up
- Tub Surround
- WiFi Prep
- Stereo-Blue Tooth FM/CD/DVD
- Glass Range Cover
- Undermount Sink w/Cover

Advantage Package (Required)

- 1.3 Cu. Ft. Stainless Steel Microwave
- Enclosed Underbelly
- 2 Outside Speakers
- 6 gal. Gas/Electric Water Heater
- Outside Shower
- Spare Tire

21" Stainless Steel Oven & Range Hood

- Folding Grab Handle
- Bath Skylight
- 11 Cu. Ft. (12V) Stainless Steel Residential Refrigerator
- Upgrade Faucet w/Pull Down Sprayer
- Roller Shades

Electric Power Package (FW) (Required)

- 2 Power Front Jacks
- 2 Electric Stabilizer Jacks

OPTIONAL PACKAGES

Electric Power Package (TT)

- 4 Electric Stabilizer Jacks
- 3,500 Lb. Electric Tongue Jack

Limited Edition Package

- 50 Amp Service (Second A/C prep, includes bedroom roof vent)
- Roof Ladder
- 15,000 BTU Ducted A/C IPO 13,500 BTU
- Black Tank Flush
- Aluminum Solid Triple Step
- Fireplace w/Textured Tile

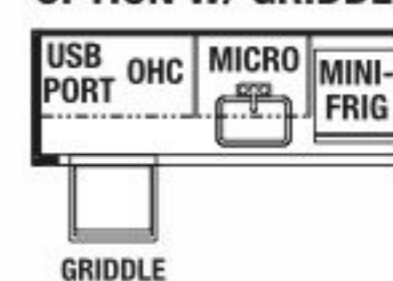
NON-BUNK MODELS

PUMA TRAVEL TRAILER	25 RKQB	26 RBSS	27 RLSS	28 BHSS ²	28 RKQS	29 RKIS	30 RKQS	31 FKRK	31 RKDS	31 RLQS	32 RBFQ ²
Hitch Weight	670	610	756	835	870	940	1085	1195	855	975	948
Axle Weight	5340	5385	5409	6640	6345	6835	6830	7460	7045	7795	8012
UVW	6048	6033	6203	7513	7253	7834	7974	8693	7959	8808	8998
GVWR	7598	7610	7756	9063	8800	9500	9600	9995	9500	10500	10500
CCC (Cargo Cap.)	1550	1577	1553	1550	1547	1666	1626	1302	1541	1692	1502
Exterior Length	29' 5"	29' 8"	31' 5"	36' 8"	34' 3"	34' 0"	35' 11"	37' 8"	37' 8"	35' 11"	36' 9"
Exterior Height w/AC	11' 1"	11' 1"	11' 1"	11' 1"	11' 1"	11' 1"	11' 1"	11' 1"	11' 1"	11' 1"	11' 1"
Water Heater Cap. (gal)	6	6	6	6	6	6	6	6	6	6	6
Fresh Water Cap. (gal)	43	43	43	43	43	43	43	43	43	43	43
Black Water Cap. (gal)	34.5	34.5	34.5	34.5	34.5	34.5	34.5	30	34.5	34.5	34.5
Grey Water Cap. (gal)	69	69	34.5	64.5	69	69	64.5	64.5	69	34.5	64.5
Tire Size (in)	15"	15"	15"	15"	15"	15"	15"	15"	15"	15"	15"
Awning Size (ft)	20'	21'	21'	20'	21'	21'	21'	21'	21'	13'	21'

Refer to back cover for chart definitions.

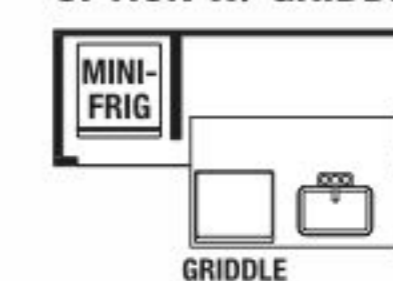
TRAVEL TRAILER OPTIONS Available on select models.

OUTSIDE KITCHEN OPTION W/ GRIDDLE



- 31 QBBH • 31 DBTS
- 32 BHDB • 32 FBIS
- 32 BHKS • 32 RBFQ
- 31 THSS

MINI CAMP KITCHEN OPTION W/ GRIDDLE



- 28 BHSS • 31 QBBH
- 32 BHIS • 32 BHDB
- 32 FBIS • 32 BHKS
- 32 BHQS • 32 RBFQ
- 31 THSS

MICRO OUTSIDE KITCHEN OPTION W/ INDUCTION



- RIGHT HAND: 28 DBFQ • 31 FKRK
- CENTER: 25 RKQB • 26 RBSS
- 28 RKQS • 29 RKIS
- 30 RKQS • 31 RKDS

A COMFORTABLE VACATION GETAWAY

Puma fifth wheels are loaded with homestyle conveniences. There's well-planned storage everywhere – even under the sofa and dinette. The hallway closets are loaded with shelves and drawers for an extended stay. Pack everything you need for your next adventure. Kitchen features include stainless steel appliances, a 12V, 11 cu. ft. refrigerator, a high-rise pull-down faucet, an undermount stainless steel sink, glass range cover and decorative backsplash.



PUMA FIFTH WHEELS



The 289 BHS is designed with a contemporary, privacy enhancing barn door. Storage can be easily accessed from both sides of the L-shaped galley. Puma is built with sturdy mortise and tenon cabinets, with attractive black hardware. The Convenience Center panel provides easy access to control slides, awning, interior and porch lights, the water pump and heater, and displays the battery and tank capacities from one central location. Convenient USB ports are located throughout.

The private, double stacked 55" x 69" bunk bedroom is a fun place for kids to unwind at the end of a busy day.



FIFTH WHEEL FLOORPLANS



PUMA FIFTH WHEEL PACKAGES

Value Shopper Package (Required)

- Jack Knife Sofa w/Pull-Down Center Drink Tray & Storage Underneath
- Electric Awning w/LED Light Strip
- Pre-wired for Solar System
- LED Lighting
- 13,500 BTU Ducted A/C
- Beauflor Linoleum
- Bedspread
- Bedroom TV Hook-up
- TV Antenna w/Booster & Cable Hook-up
- Tub Surround
- WiFi Prep
- Stereo-Blue Tooth FM/CD/DVD
- Glass Range Cover
- Undermount Sink w/Cover

Advantage Package (Required)

- 1.3 Cu. Ft. Stainless Steel Microwave
- Enclosed Underbelly
- 2 Outside Speakers
- 6 gal. Gas/Electric Water Heater
- Outside Shower
- Spare Tire
- 21" Stainless Steel Oven & Range Hood

- Folding Grab Handle
- Bath Skylight
- 11 Cu. Ft. (12V) Stainless Steel Residential Refrigerator
- Upgrade Faucet w/Pull Down Sprayer
- Roller Shades

Electric Power Package (FW) (Required)

- 2 Power Front Jacks
- 2 Electric Stabilizer Jacks

OPTIONAL PACKAGES

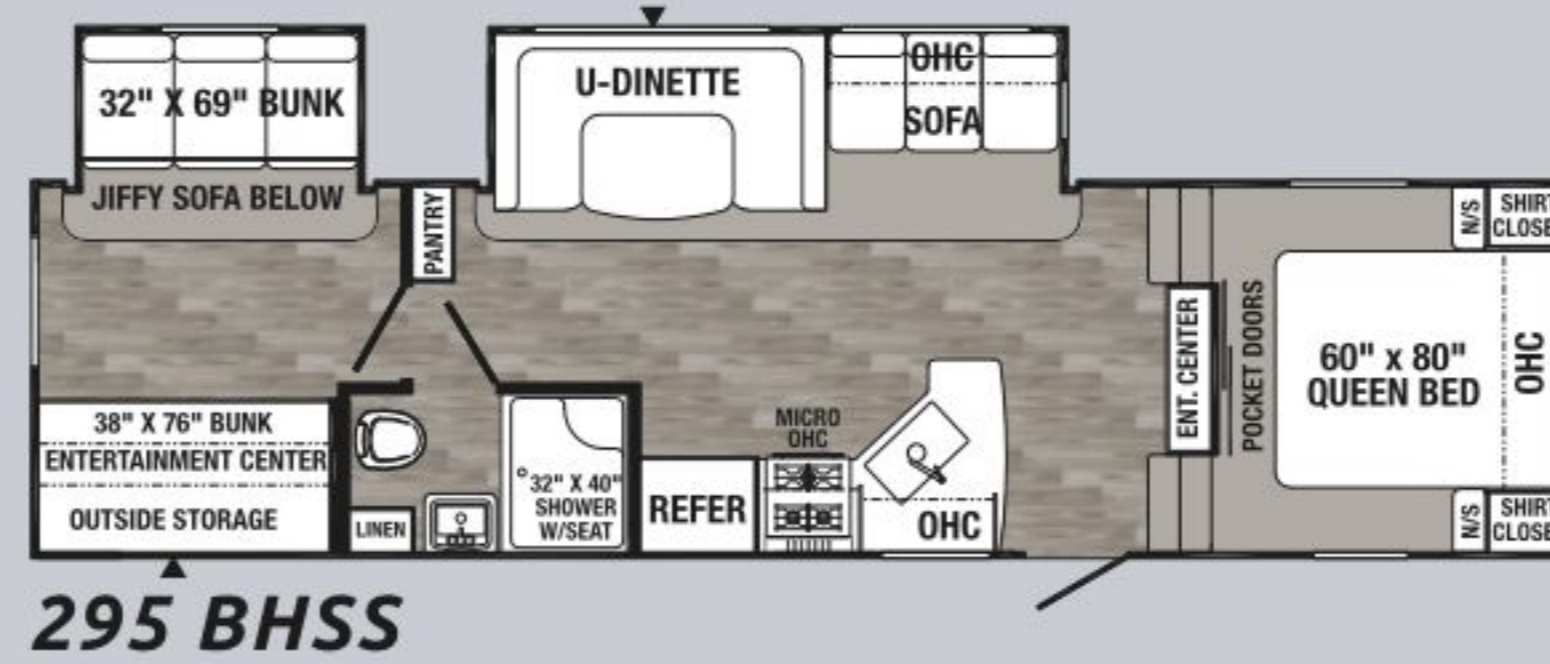
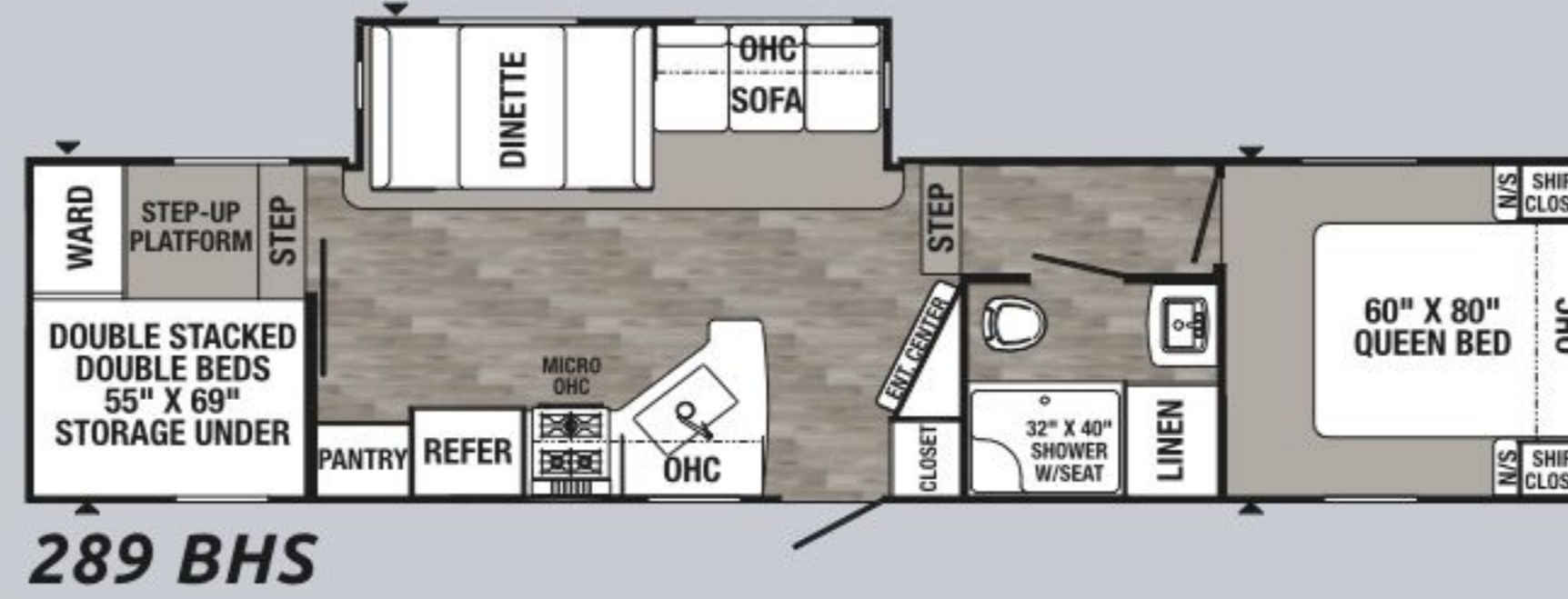
Electric Power Package (TT)

- 4 Electric Stabilizer Jacks
- 3,500 Lb. Electric Tongue Jack

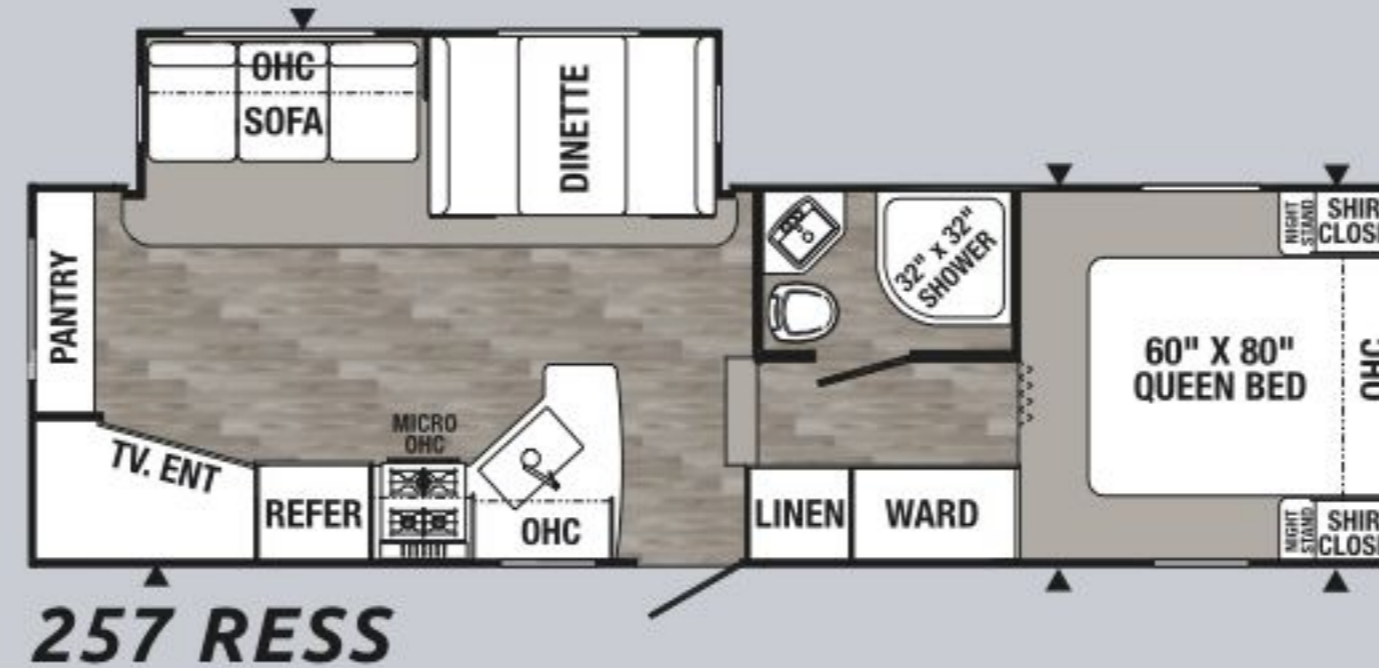
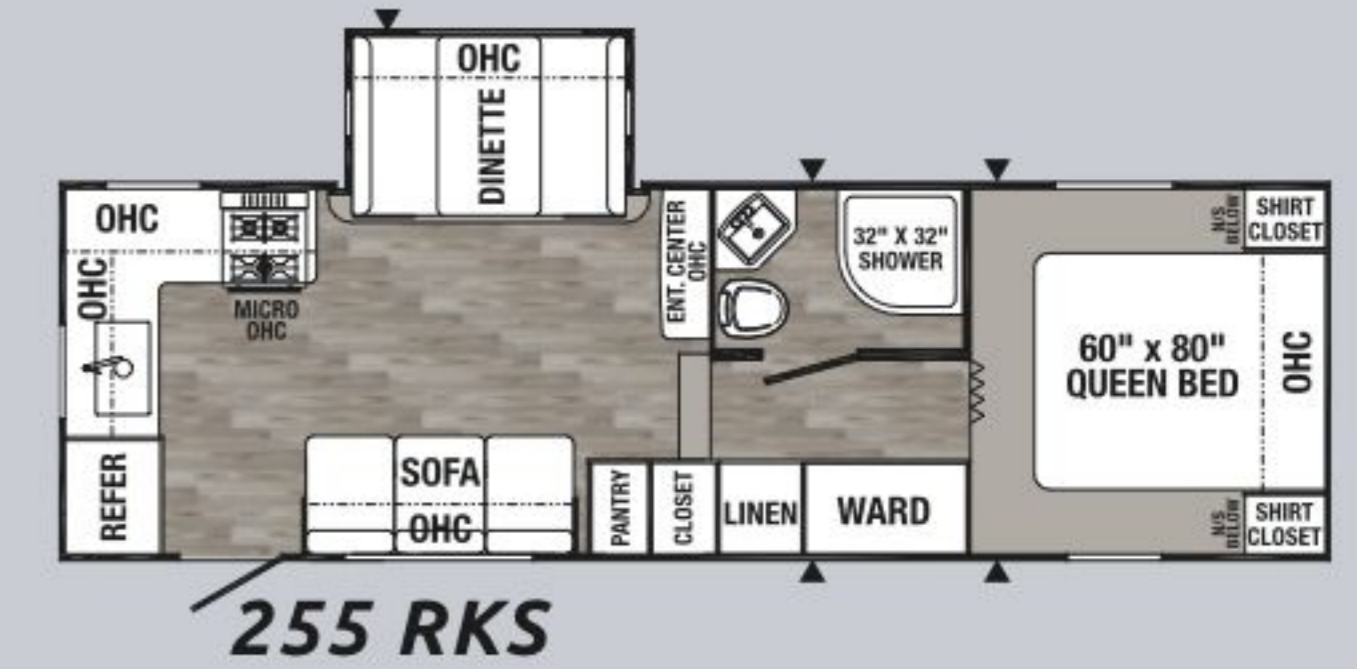
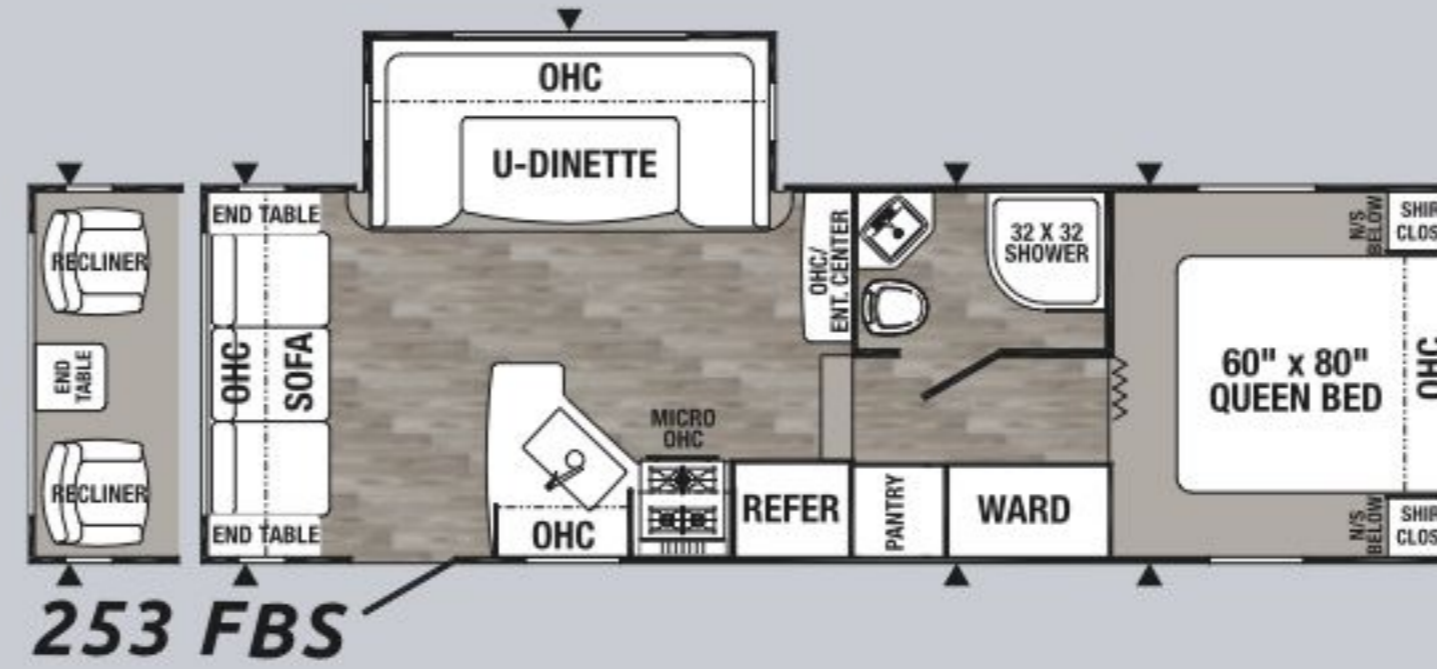
Limited Edition Package

- 50 Amp Service (Second A/C prep, includes bedroom roof vent)
- Roof Ladder
- 15,000 BTU Ducted A/C IPO 13,500 BTU
- Black Tank Flush
- Aluminum Solid Triple Step
- Fireplace w/Textured Tile

BUNK MODELS



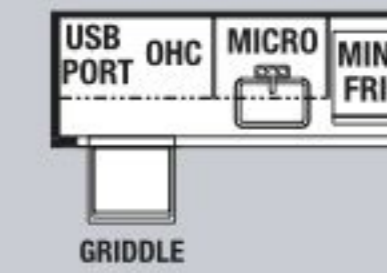
NON-BUNK MODELS



FIFTH WHEEL OPTIONS

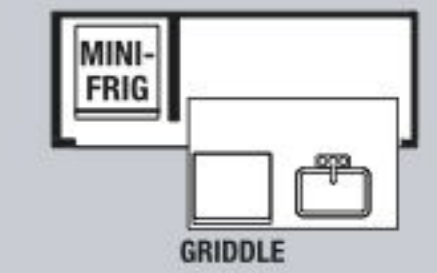
Available on select models.

OUTSIDE KITCHEN OPTION W/ GRIDDLE



295 BHSS

MINI CAMP KITCHEN OPTION W/ GRIDDLE



289 BHS • 295 BHSS

MICRO OUTSIDE KITCHEN OPTION W/ INDUCTION



LEFT HAND
253 FBS
255 RKS



CENTER SLIDE
257 RESS

PUMA FIFTH WHEELS	BUNK MODELS		NON-BUNK MODELS		
	289 BHS	295 BHSS	253 FBS	255 RKS	257 RESS
Hitch Weight	1455	1358	1128	1102	1262
Axle Weight	6875	7336	5757	5614	6186
UVW	8389	8732	6788	6754	7419
GVWR	10350	10750	8800	8800	9400
CCC (Cargo Cap.)	1961	2018	2012	2046	1981
Exterior Length	34' 3"	33' 8"	27' 4"	27' 9"	30' 0"
Exterior Height W/AC	12' 2"	12' 4"	12' 2"	12' 2"	12' 2"
Water Heater Cap. (gal)	6	6	6	6	6
Fresh Water Cap. (gal)	43	43	43	43	43
Black Water Cap. (gal)	34.5	30	34.5	34.5	30
Grey Water Cap. (gal)	69	64.5	69	69	69
Tire Size (in)	15"	15"	15"	15"	15"
Awning Size (ft)	18'	18'	17'	18'	18'

Refer to back cover for chart definitions.



Destination's optional Marquis Package includes solid surface countertops, a tri-fold sofa, roller shades and a 12V Ceiling fan in the living area (not shown). A 5100 BTU color changing electric fireplace adds warmth. This spacious living area, in Stardust decor, includes a free-standing butcher block table with four comfortable chairs. The TV is optional.



This contemporary bath includes a 32" x 40" shower with a built-in seat and glass door. Destination bedrooms have versatile storage features. Shown with an optional TV.



REACH YOUR DESTINATION IN STYLE

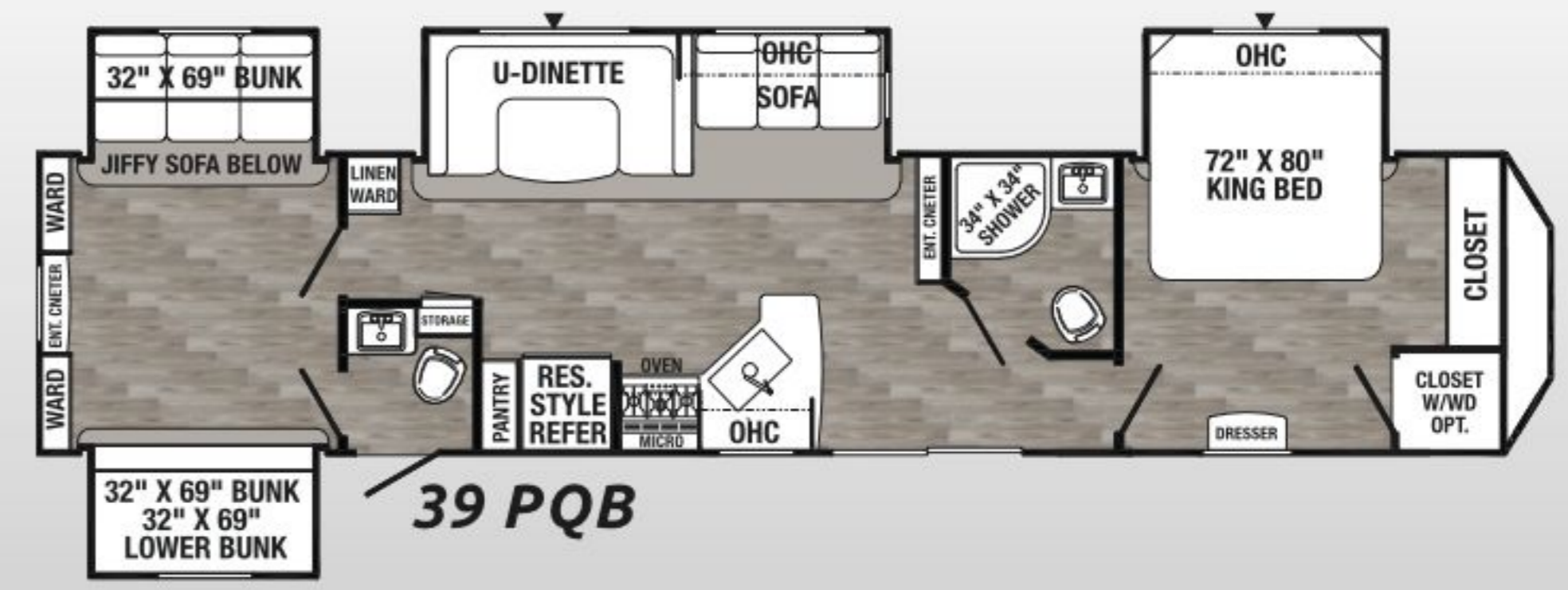
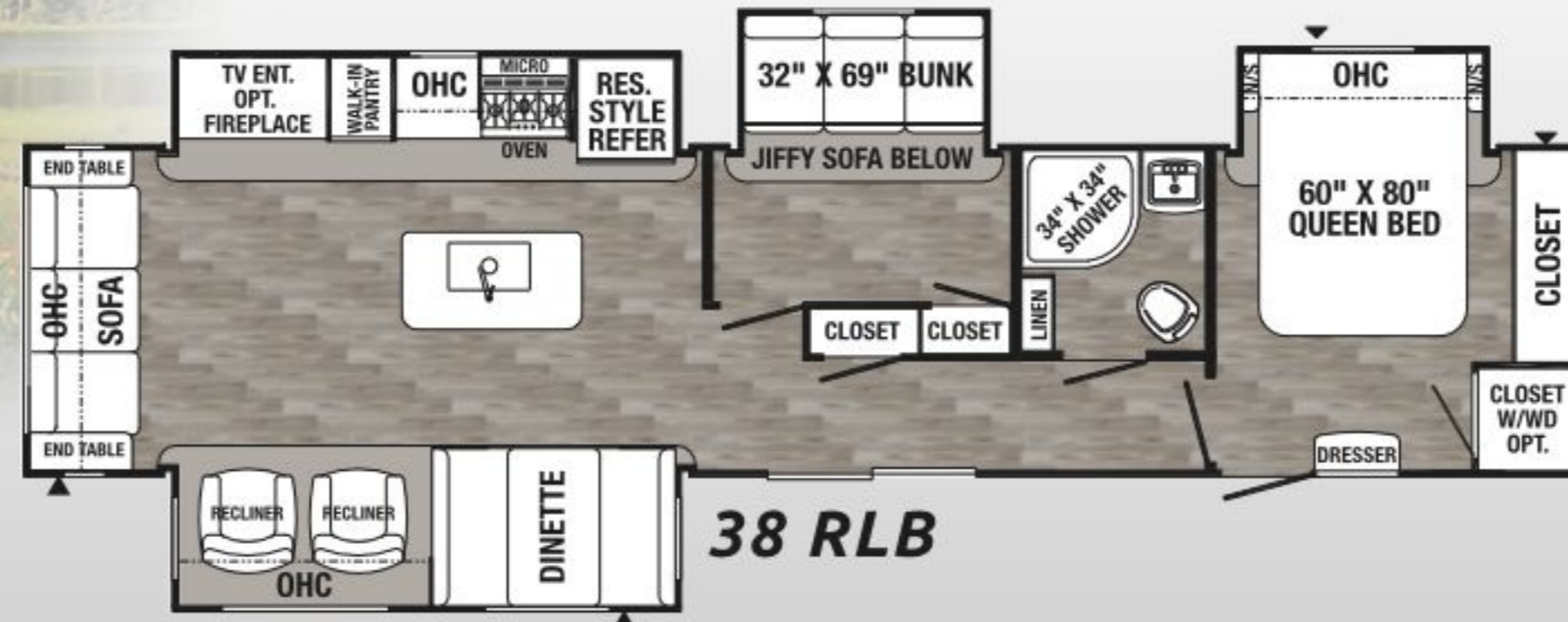
Get away from the everyday world with a well-appointed Puma Destination Trailer. Rest easy with a choice of two private bedrooms, and den or bunk room options. Large tinted windows protect interiors. In-floor ducted heat adds comfort. Residential style kitchens include these stainless steel appliances: a 21" gas oven with cooktop, glass range cover and LED backlit controls, a 1.3 cu. ft. microwave, and an 18 cu. ft. refrigerator with ice maker. The stainless steel undermount sink with covers has a contemporary pull-down faucet.

Everything a busy cook needs is within reach – a large pantry, plus dedicated storage for spices, pots, pans and cookie sheets, plus exceptional counter space.

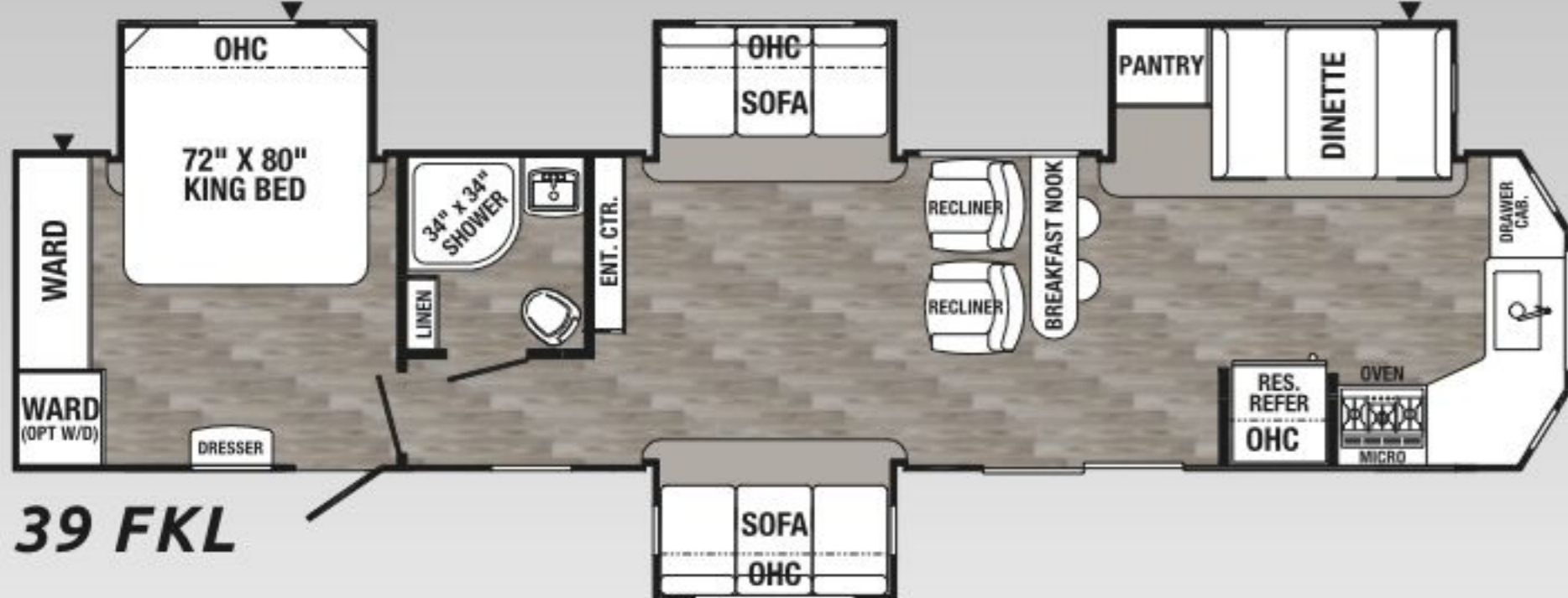
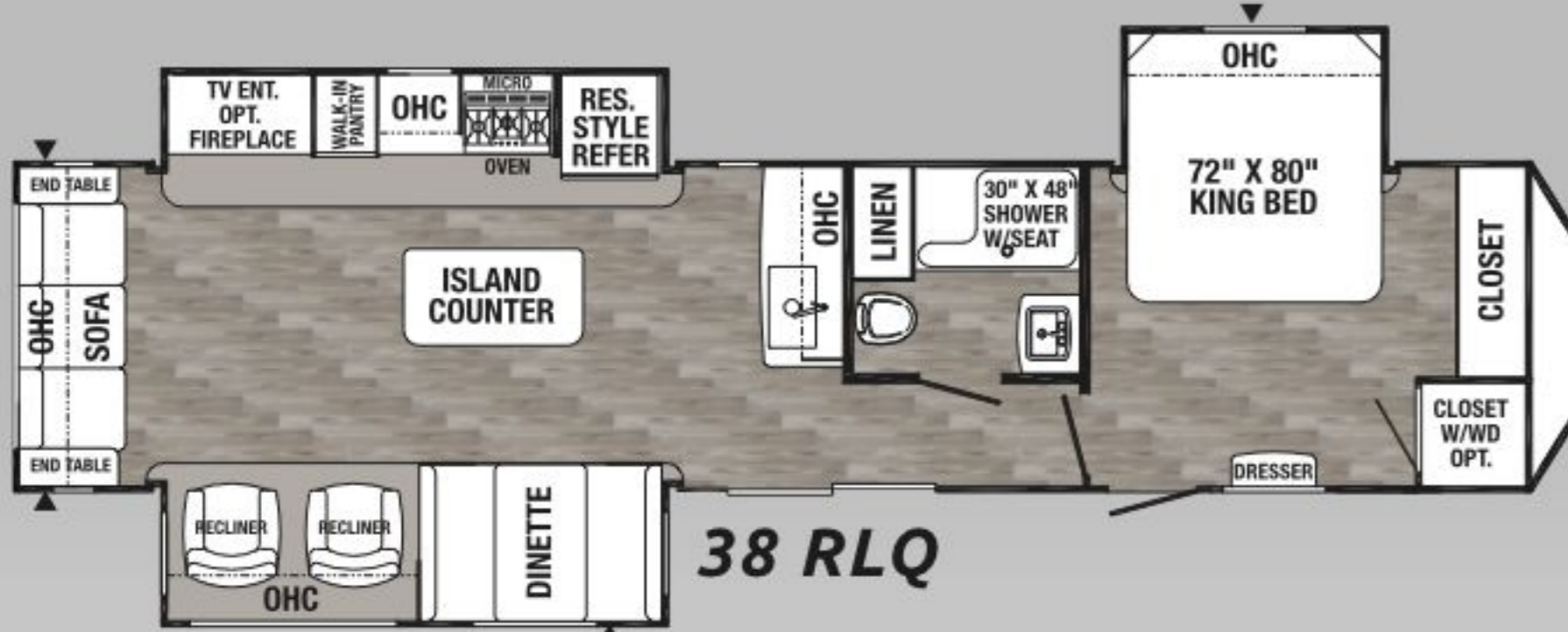
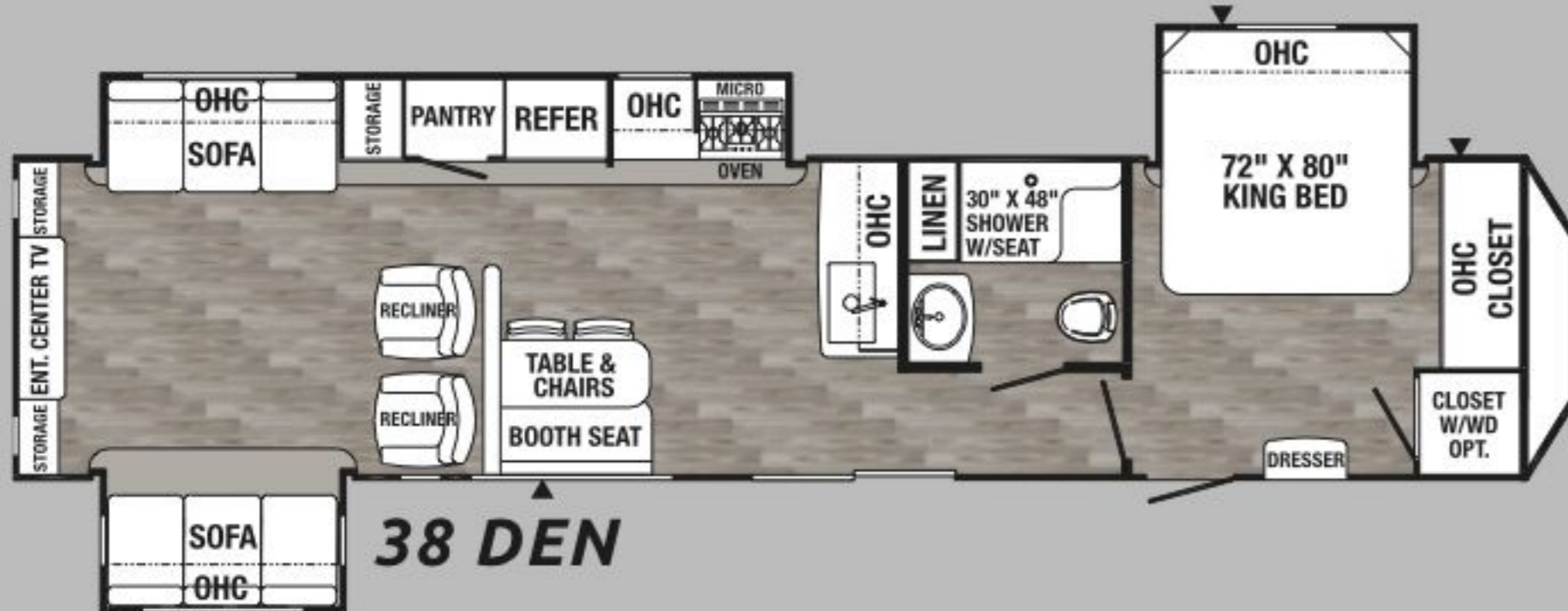
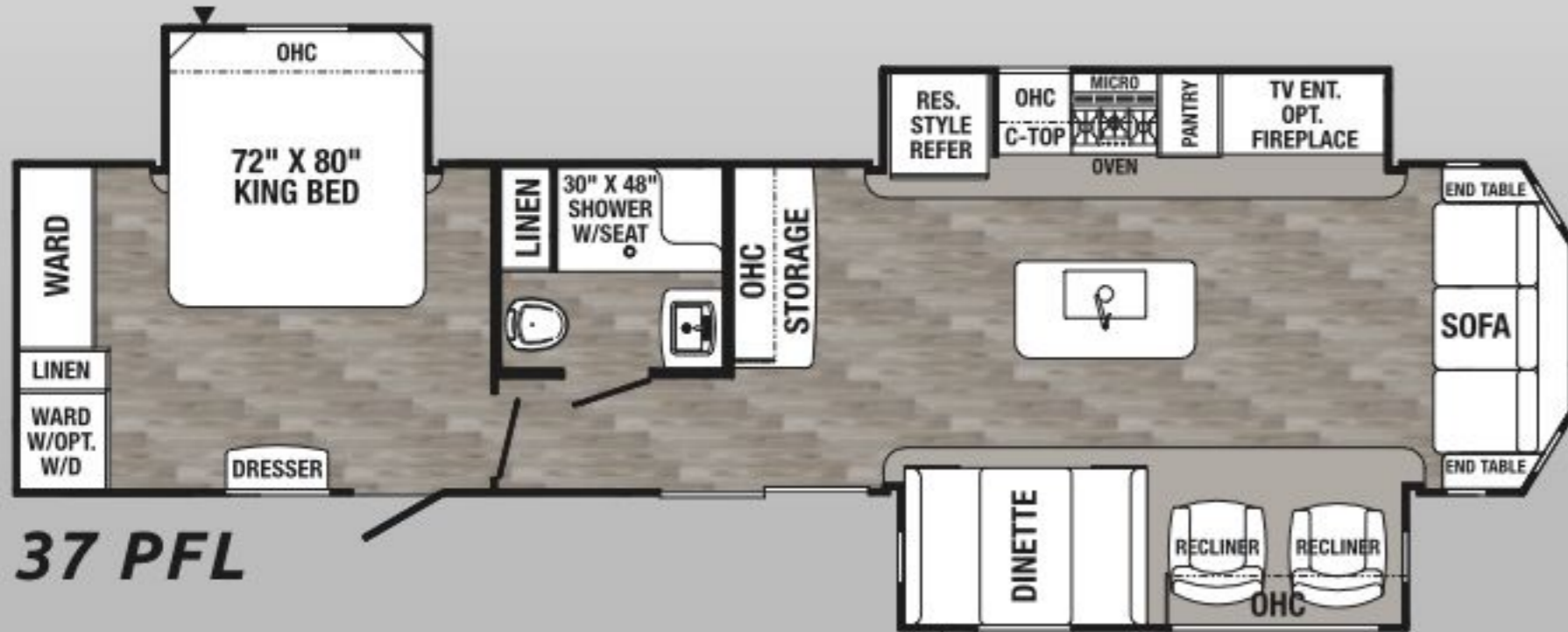


DESTINATION FLOORPLANS

BUNK MODELS

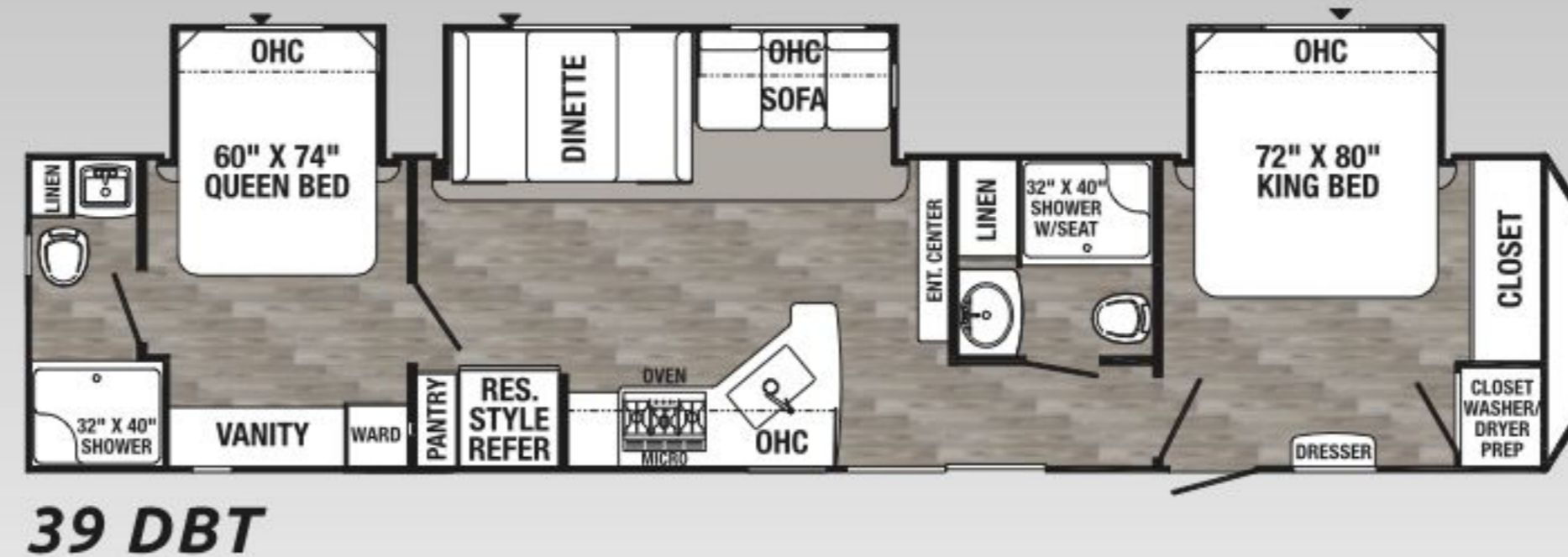
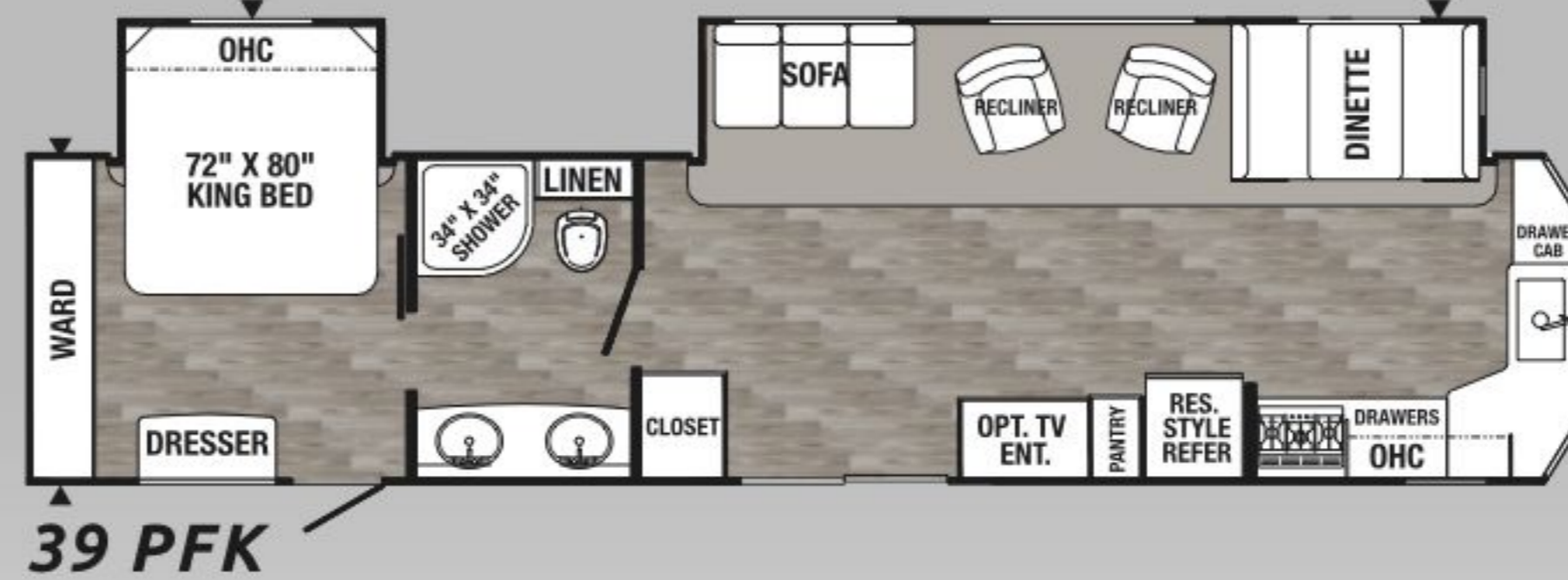


NON-BUNK MODELS



	BUNK MODELS			NON-BUNK MODELS				
DESTINATION TRAILERS	38 RLB	39 PQB	37 PFL	38 DEN	38 RLQ	39 FKL	39 PFK	39 DBT
Hitch Weight	1525	1413	1780	1295	1469	1540	1392	1439
Axle Weight	8656	9237	7914	8684	7937	8856	8553	8664
UVW	10240	10709	9753	9979	9468	10455	10004	10162
GVWR	11685	13413	11940	11500	11629	11700	11592	12000
CCC (Cargo Cap.)	1445	2704	2227	1521	2161	1245	1588	1838
Exterior Length	41' 8"	42' 1"	40' 6"	40' 4"	39' 7"	41' 11"	40' 6"	42' 2"
Exterior Height W/AC	11' 9"	11' 9"	11' 9"	11' 9"	11' 9"	11' 9"	11' 9"	11' 9"
Water Heater Cap. (gal)	12	12	12	12	12	12	12	12
Fresh Water Cap. (gal)	43	43	43	43	43	43	43	43
Black Water Cap. (gal)	34.5	69	34.5	34.5	34.5	30	34.5	69
Grey Water Cap. (gal)	69	99	34.5	34.5	34.5	69	64.5	99
Tire Size (in)	16"	16"	15"	15	15	15"	15"	16"
Awning Size (ft) OPT.	19'	21'	19'	18'	18'	21'	21'	21'

Refer to back cover for chart definitions.



DESTINATION OPTION

Available on select models.



PUMA DESTINATION TRAILER PACKAGES

Value Shopper Package (Required)

- Pre-wired for Solar System
- Folding Grab Handle
- Roller Shades
- LED Lighting
- 13,500 BTU Ducted A/C
- 18 Cu. Ft. Stainless Steel Residential Refrigerator
- 1.3 Cu. Ft. Microwave
- 21" Stainless Steel Oven w/Cooktop
- Cooktop & Range Hood
- Beauflor Linoleum
- Bedspread
- Bedroom TV Hook-up
- TV Antenna w/Booster & Cable Hook-up
- ABS Tub Surround
- 12 Gal Gas/Electric DSI Water Heater
- Stereo - Bluetooth FM/CD/DVD
- Undermount Sink w/Cover
- Upgrade Kitchen Faucet

- Black Tank Flush
- Patio Door
- WiFi Prep

OPTIONAL PACKAGE Marquis Edition Package

- 4 Stabilizer Jacks
- 30 lb Gas Bottles & Cover
- 50 AMP Service (Second A/C Prep)
- 15,000 BTU Ducted A/C IPO 13,500
- Outside Shower
- Solid Surface Countertop
- Table & Chairs IPO Dinette
- 12V Ceiling Fan in Living Room
- 2 Exterior Speakers
- Fireplace w/Textured Tile
- Tri-Fold Sofa IPO Jackknife in Living Room
- Roller Shades

PUMA UNLEASHED FIFTH WHEEL TOY HAULERS

PUMA UNLEASHED FIFTH WHEEL TOY HAULERS



A standard 40" TV is included in the Value Shopper Package.



LOAD UP FOR ADVENTURE

Experience the ultimate in convenience on your off-road adventures. Pack up everything you need for great times with family and friends. With the pantry fully stocked and toys loaded, you're ready to roll with all the comforts of home! These versatile toy haulers are a perfect fit, as your family grows and interests change.

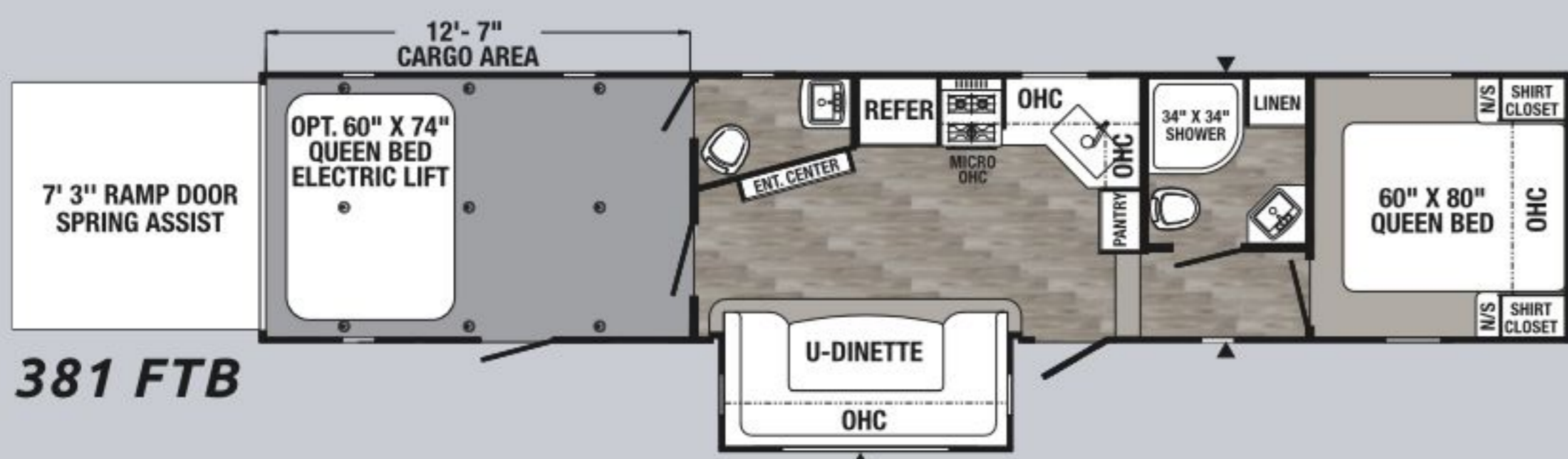
This Puma kitchen includes: a 21" oven and 3-burner stove with LED backlit controls and a glass range cover, a pull-down faucet with stainless steel undermount sink and covers, an 11 cu. ft. 12V refrigerator, a 1.3 cu. ft. stainless steel microwave, adjustable roller shades, and spacious pantry storage.



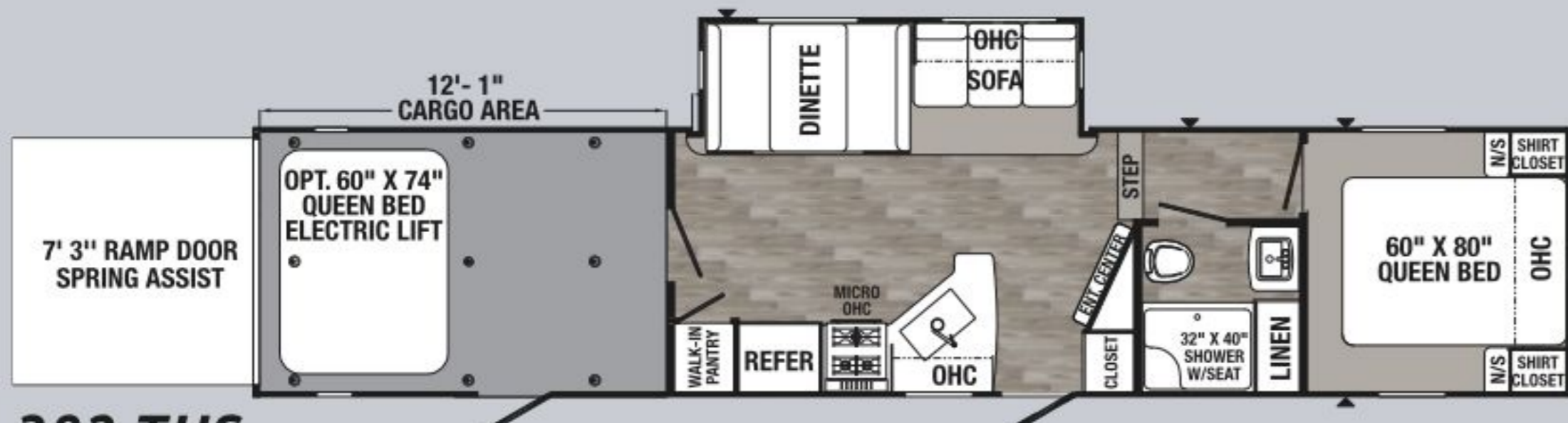
This over-sized U-dinette converts to a comfortable sleeping area with storage above and below, plus a easy access 110V outlet.



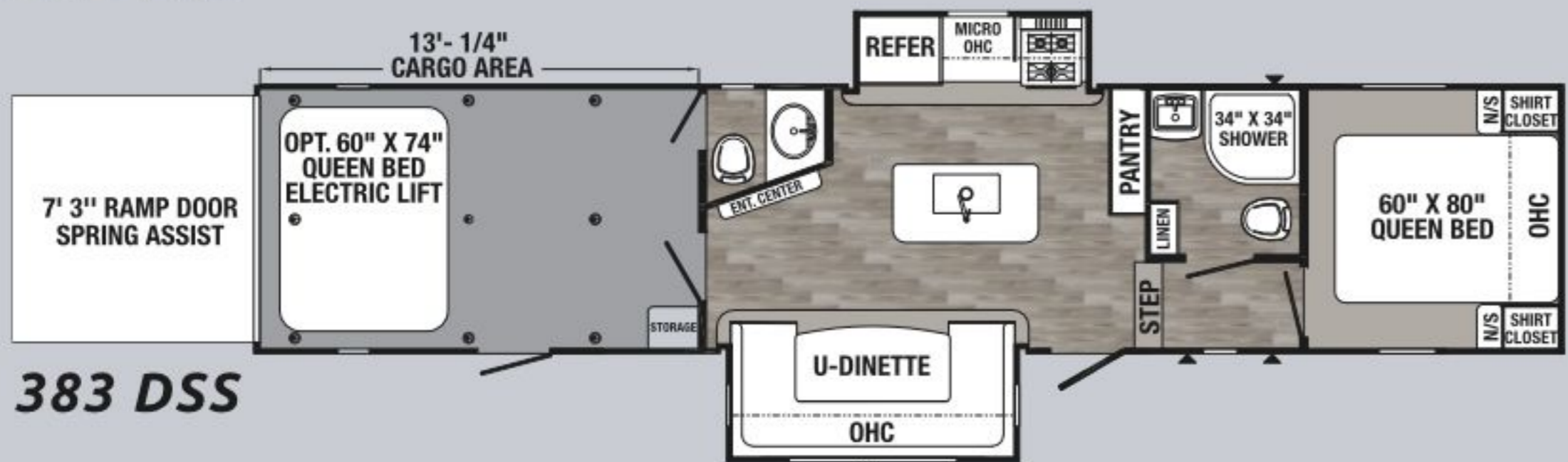
NON BUNK FIFTH WHEEL TOY HAULERS



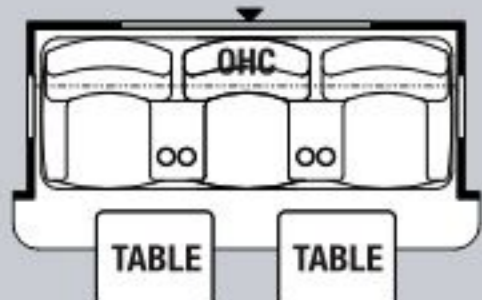
381 FTB



382 THS



383 DSS



*Toy Hauler Option
for 381 FTB and 383 DSS
98" Reclining Sofa and Tables
IPO U-Dinette*



PUMA UNLEASHED TOY HAULER PACKAGES

Value Shopper Package (Required)

- Jack Knife Sofa w/Pull-Down Drink Tray & Storage Underneath
- Electric Awning w/LED Light Strip
- Pre-wired for Solar System
- LED Lighting
- 13,500 BTU Ducted A/C
- Zip Screen
- 40" LED TV
- Beauflor Linoleum
- Bedspread
- Bedroom TV Hook-up
- TV Antenna w/Booster & Cable Hook-up
- Tub Surround
- Stereo-Blue Tooth FM/CD/DVD
- WiFi Prep
- Glass Range Cover
- Undermount Sink w/Cover

Electric Power Package (Required)

- 2 Power Front Jacks
- 2 Electric Stabilizer Jacks

Advantage Package (Required)

- 1.3 Cu. Ft. Stainless Steel Microwave
- Enclosed Underbelly
- (2) Outside Speakers

- 12 Gal. Gas/Electric Water Heater
- Outside Shower
- Roller Shades
- Spare Tire
- 21" Stainless Steel Oven & Range Hood
- Folding Grab Handle
- Bath Skylight
- 11 Cu. Ft. (12V) Stainless Steel Residential Refrigerator
- Upgrade Faucet w/Pull Down Sprayer

OPTIONAL PACKAGES XL Edition Package

- 30 lb Gas bottles
- 50 AMP Service (Second A/C Prep in garage - Includes roof vent)
- Roof Ladder
- 15,000 BTU Ducted A/C In Living Area
- 30 Gal Fuel Pump Station
- Aluminum Solid Triple Step IPO Std Step
- Black Tank Flush
- Fireplace w/Textured Tile
- Mission Aluminum Modified Rims/Radial Tires

PUMA TOY HAULERS FW	381 FTB	382 THS	383 DSS
Hitch Weight	1760	1900	1895
Axle Weight	8335	8280	8825
UVW	10133	10218	10758
GVWR	14123	13900	13895
CCC (Cargo Cap.)	3990	3682	3137
Exterior Length	39' 2"	39' 2"	39' 2"
Exterior Height w/AC	12' 8"	12' 8"	12' 8"
Water Heater Cap. (gal)	12	12	12
Fresh Water Cap. (gal)	98	98	98
Black Water Cap. (gal)	34.5	34.5	69
Grey Water Cap. (gal)	69	69	69
Tire Size (in)	16"	16"	16"
Awning Size (ft)	21'	21'	21'



HAVE IT YOUR WAY!

Puma offers a choice of three large fifth wheel toy haulers with 12' to 13' cargo areas. Heavy-duty 5000 lb. D-ring tie-downs are anchored to the frame for secure travel. The cargo area has diamond plate on the walls and industrial black TPO flooring, plus dovetail ramps for easy access. It can be configured to include; a double electric bed, a single electric bed or a Happi-Jac sofa with a single electric bed. An optional rear patio deck is also available.



PUMA STANDARD FEATURES

EXTERIOR

- Friction Hinged Radius Entry Doors
- Powder Coated Frames
- Super Lube Axles
- Tinted Safety Glass
- Clamp Ring Windows
- Double Entry Doors (Where applicable)
- Pass-Thru Storage (Where applicable)
- Power Awning w/LED Light Strip (Optional on Destination Trailers)
- Front Fiberglass Cap w/Diamond Plate (FW)
- DiFlex II™ TPO Roof by Dicor – 12 Year Manufacturer’s Limited Warranty
- 4 Manual Stabilizer Jacks
- 9" Three-tier Steps
- Rain Gutters w/Large Downspouts
- ABS Automotive Style Fender Skirts
- Radius Baggage Doors
- Darco Wrapped Underbelly
- One-piece, 24' Sheet, 5/8" Floor Decking (25 Year manufacturer’s limited warranty)
- 2" x 3" Flush Floor Joists on 12" Centers
- Pass-Thru Exterior Baggage Compartments (Where applicable)
- 2-20 Lb. Gas Bottles
- 6 Gal. DSI Hot Water Heater
- Rack & Pinion Electric Slide System w/Manual Override (Standard on all slide outs)
- Clamp Ring Luggage Doors
- Large Front Pass Thru Baggage Door (TT only)
- Front Fiberglass Cap w/LED Lighting (31FKRK only)
- Back-up Camera Prep
- Solar Prep

INTERIOR

- 80" Interior Height
- Floor Ducted Heat
- USB Charging Ports
- 35,000 BTU Furnace

- 14" Deep Overhead Cabinets in Super-Slide Models
- Decorative Kitchen Backsplash
- Kitchen Ball Bearing Drawer Guides
- Spice Rack (Kitchen)
- Divided Silverware Drawer
- High-rise, Pull-down Kitchen Faucet
- 3-Burner, High Output Range
- Undermount Stainless Steel Sink
- Routed Metal Backsplash
- Roll-up Stainless Steel Sink Covers
- New Hardware Black Handles & Hinges (Kitchen, Living Room)
- Glass Range Cover
- Built-in Knife Rack
- LED Ceiling Lights
- 55 Amp Converter w/Battery Charger
- Bluetooth FM/CD/DVD Stereo
- King Antenna w/WiFi Prep
- Jack Knife Sofa w/Pull-down Center Drink Tray – Storage Underneath
- Jack Knife Sofa Under Bunks
- Push-back Recliner(s)*
- Wood Medicine Cabinet with Mirrored Door
- Power Vent in Bath
- Glass Shower Door*
- 12V Shower LED Light
- 60" x 80" Queen Beds
- High Density Foam Mattress
- Bedroom Carpet (FW)
- Upgraded Soft Teddy Bear Bunk Mats
- Shirt Closet in Front Bedrooms
- Nightstands in Front Bedrooms
- Two Interior Decors
- Coat Hooks in Entry Way (Most models)
- Square Dinette Seat Bases w/Cabinet Storage
- Residential Carpet with pad)
- Designer Window Treatments (Living room)

SAFETY FEATURES

- CO₂ Detector
- LP Leak Detector
- Fire Extinguisher
- Smoke Detector


*Available on select models.



Pendant lighting over island



Kitchen drawer glides



Large shirt wardrobes with night stands, a 60" x 80" queen bed and designer bedspread with pillow shams. (Select models)



21" Range has a recessed glass cover and backlit LED controls



11 Cu. ft. 12V double door refrigerator/freezer (Most models)



Seamless countertop with an undermount stainless steel sink, roll-up cover and pull-down faucet



Closet has washer/dryer prep and a shelf. (Select models)



Energy efficient LED lighting



Decorative accent wall art



USB charging ports



Entertainment center with FM/CD/DVD/Bluetooth stereo. (5100 BTU Fireplace and choice of 32" or 39" TV are optional)



Beauflor® linoleum flooring has a 7-year cold crack warranty



Decorative backsplash



1.3 Cu. ft., stainless steel microwave



Convenience Center panel controls slides, awning, interior and porch lights, water pump/heater; shows battery/tank capacities



84" U-dinette converts to a sleeping area, with storage and a 110V outlet underneath



Smooth, finished edge underbed storage protects delicate items



Decorative 2-tone slide out fascia



The sofa has a flip-down drink tray and additional storage



Hardwood framed mortise and tenon cabinet doors



L-shaped galley with a built-in spice rack



34" x 34" ABS radius shower with a skylight and glass shower doors. (Most models)

PUMA CONSTRUCTION – LONGER LASTING BETTER BUILT

- A.** Rubber Roof (12 year limited warranty)
- B.** King HD TV Antenna
- C.** 3/8" Roof Decking
- D.** 4-1/2" Crowned Truss Roof Rafters
- E.** Insulated Wrapped Ducted Air Conditioning Runs
- F.** Molded ABS Fender Skirt
- G.** Sturdy .024 and .030 Gauge Aluminum Skin
- H.** Lighted LED Speakers
- I.** Color Band Metal Enhances Exterior Looks
- J.** Radius Exterior Doors
- K.** R-7 Fiberglass Insulation Cut and Glued Between Sidewall Studs
- L.** Sidewall Studs Spaced 16" Apart
- M.** Silicone Sealed Radius Compartment Doors
- N.** Front Diamond Plate
- O.** Smooth, Aerodynamic Radius Front Metal with Bold Exterior Graphics
- P.** Molded ABS LP Tank Cover
- Q.** Optional Lighted Power Jack
- R.** Rugged, Powder Coated Steel I-Beam Frame
- S.** Floor Ducted Heat
- T.** Puma Next Generation™ Enclosed Water Tanks
- U.** Beauflor® Linoleum Flooring with 7-Year Cold Crack Warranty
- V.** Longitudinal Floor Studding Spaced 12" Apart
- W.** 51 Gallon Fresh Water Tank
- X.** Steel Crossmembers for Added Support
- Y.** Residential Grade Carpet with Pad on Slide Outs
- Z.** 5/8" Floor Decking



Smooth, aerodynamic radius front metal with diamond plate




King Jack omnidirectional HDTV antenna with built-in, long-range signal finder and WiFi prep



Radius compartment doors are silicone sealed to protect from the elements



Solid aluminum triple steps



Pass-through storage with radius compartment doors




New large front window. (Optional most models; standard on 31FKRK)

ADDITIONAL OPTIONS



Wall hugger reclining theater seats (Optional)



Two-tone exterior metal



Back-up camera ready



Lighted outdoor speakers



Friction hinge door with window and kick plate



Hot and cold outside shower



Roller shades



Electric awning with LED strip light. (Optional on Destination trailers)



Prewired for solar power for extended stays



Reliable rack and pinion flush floor slide system



Tinted windows add style and reduce interior fading



Enclosed underbelly



Aluminum wheels, Super Lube axles and ABS molded fender skirts. (Optional)



Optional Micro kitchen has a pull-out induction cooktop, removable sink with sprayer, and a 1.6 cu. ft. refrigerator. (Select models)

OUTDOOR KITCHEN OPTIONS



This mini kitchen option includes a griddle, a 1.6 cu. ft. refrigerator, a removable sink, and handy storage drawer. (Select models)



Optional outdoor kitchen has plenty of storage, both overhead and under the counter, a 3.2 cu. ft. refrigerator, a microwave, a griddle, hot and cold running water, plus a handy USB wireless charging dock with expansion capabilities. (Select models)

DECOR CHOICES

Puma offers two contemporary decor packages



GRANITE



STARDUST



FLOORING

AN RV FOR EVERY LIFESTYLE

Puma has built its success by offering the broadest selection of RV's for every lifestyle, while incorporating the latest in industry innovations. Customer driven features lead Puma's line-up with floorplans that capitalize on the most popular features, in bunk, non-bunk, Toy Hauler and Destination trailers. Puma's selection of popular packages adds value for years of fun with friends and family. Campers get a lot of comfort for their investment with many popular standard features.

PALOMINO
PUMA

Puma by Palomino, a Division of Forest River, Inc.
2551 Century Drive • Goshen, IN 46528
www.palominorv.com



YOUR PUMA DEALER



PRE-DELIVERY INSPECTION FACILITY

20,000 square feet of quality assurance. The bare essentials for a premium product. This state-of-the-art facility gives immediate daily feedback to production for quality assurance in every unit built.



24/7 EMERGENCY ROADSIDE ASSISTANCE WITH VEHICLE PURCHASE*

TOWING
JUMP-STARTS
TIRE CHANGES
FLUID DELIVERY
LOCKOUT
SERVICE

WINCH-OUT
MOBILE MECHANIC
TECHNICAL
SUPPORT
DEALER LOCATOR
SERVICES



*VALID FOR 1 YEAR FROM DATE OF PURCHASE



Learn More
Scan this barcode using a QR Reader on your smart phone to learn more about Forest River.



A Berkshire Hathaway company.

FREE MEMBERSHIP
to Forest River Owners' Group

www.forestriverfrog.com



Find us on Facebook

GVWR (Gross Vehicle Weight Rating) - is the maximum permissible weight of the unit when fully loaded. It includes all weights, inclusive of all fluids, cargo, optional equipment and accessories. For safety and product performance do NOT exceed the GVWR.

GAWR (Gross Axle Weight Rating) - is the maximum permissible weight, including cargo, fluids, optional equipment and accessories that can be safely supported by a combination of all axles.

UVW (Unloaded Vehicle Weight)* - is the typical weight of the unit as manufactured at the factory. It includes all weight at the unit's axle(s) and tongue or pin and LP Gas. The UVW does not include cargo, fresh potable water, additional optional equipment or dealer installed accessories.

*Estimated Average based on standard build optional equipment.

CCC (Cargo Carrying Capacity)** - is the amount of weight available for fresh potable water, cargo, additional optional equipment and accessories. CCC is equal to GVWR minus UVW. Available CCC should accommodate fresh potable water (8.3 lbs per gallon). Before filling the fresh water tank, empty the black and gray tanks to provide for more cargo capacity.

**Estimated average based on standard build optional equipment.

Each Forest River RV is weighed at the manufacturing facility prior to shipping. A label identifying the unloaded vehicle weight of the actual unit and the cargo carrying capacity is applied to every Forest River RV prior to leaving our facilities. The load capacity of your unit is designated by weight, not by volume, so you cannot necessarily use all available space when loading your unit.

All information contained in this brochure is believed to be accurate at the time of publication. However, during the model year, it may be necessary to make revisions and Forest River, Inc., reserves the right to make all such changes without notice, including prices, colors, materials, equipment and specifications as well as the addition of new models and the discontinuance of models shown in this brochure. Therefore, please consult with your Forest River dealer and confirm the existence of any materials, design or specifications that are material to your purchase decision. ©2019 Puma by Palomino a Division of Forest River, Inc., a Berkshire Hathaway company. All Rights Reserved. 1/20