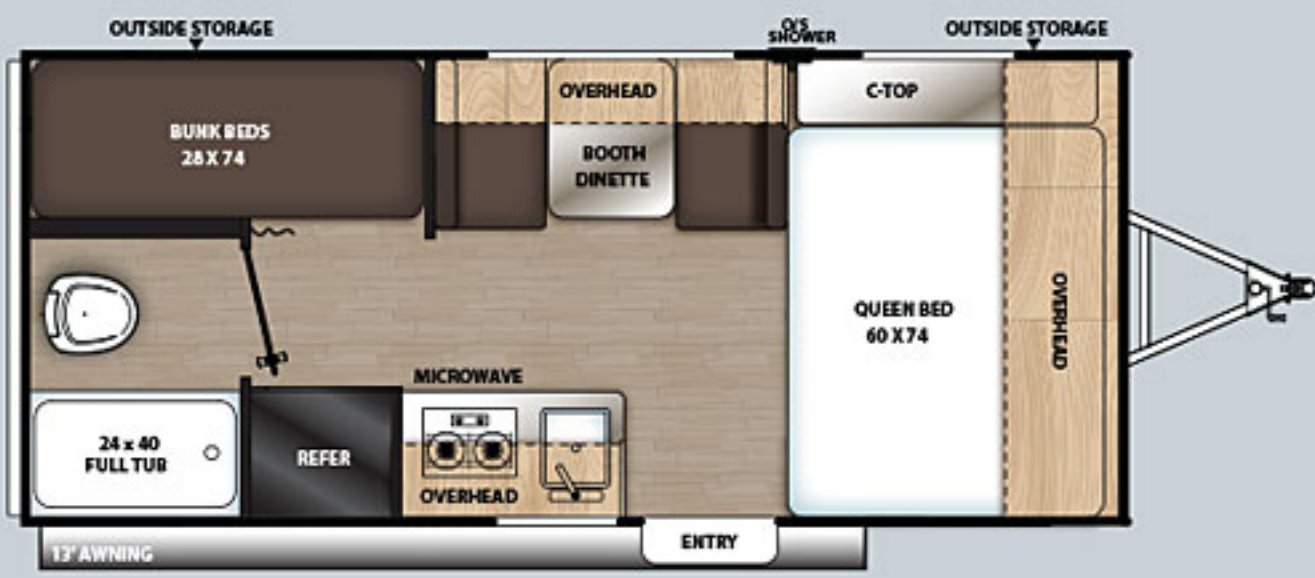


AURORA

BY FOREST RIVER



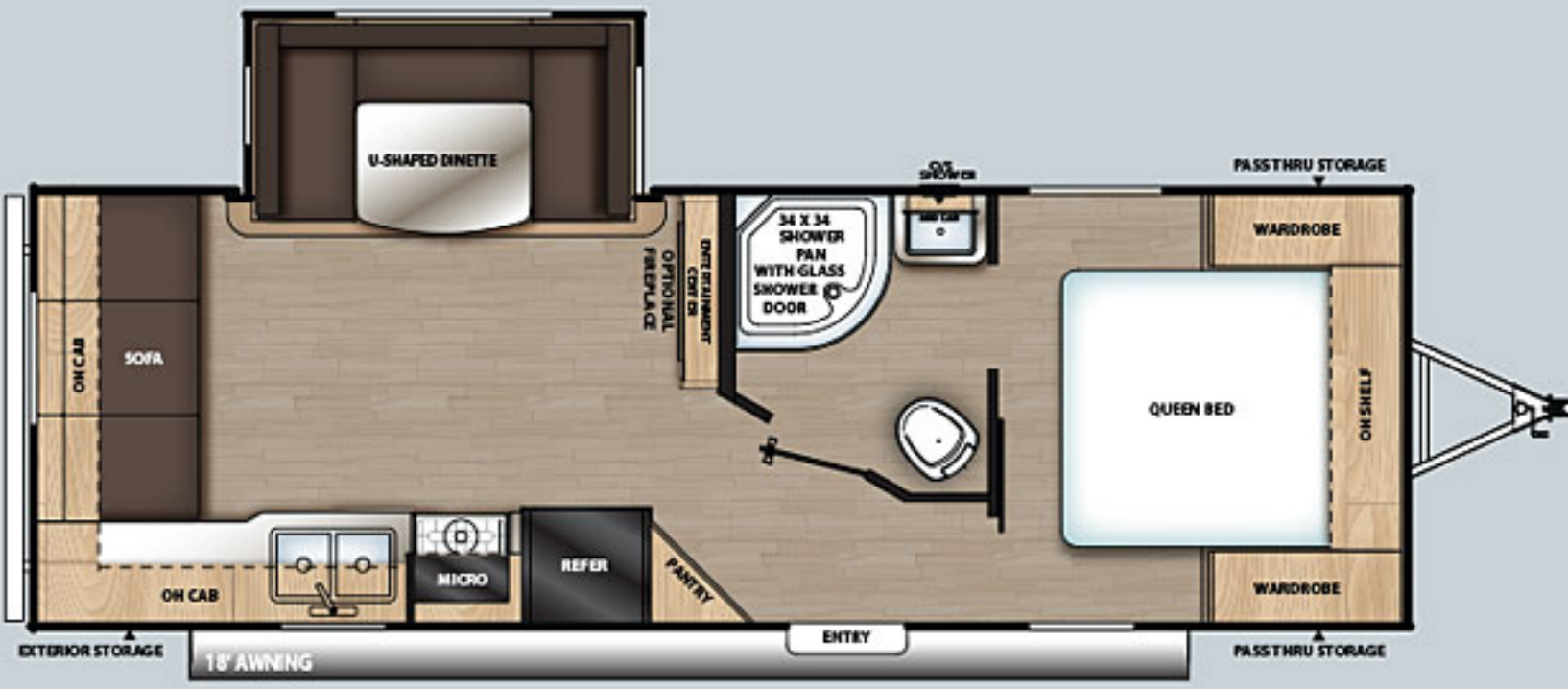
AURORA



18BH



18RB



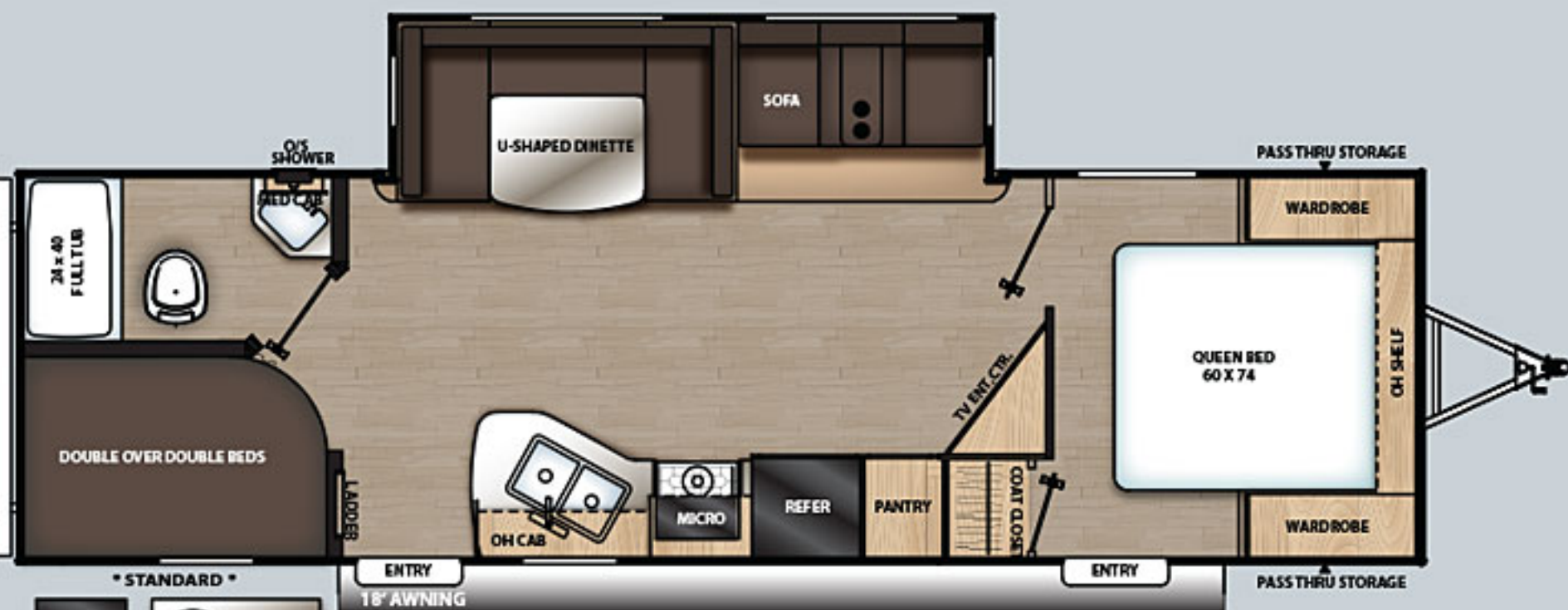
24RLS



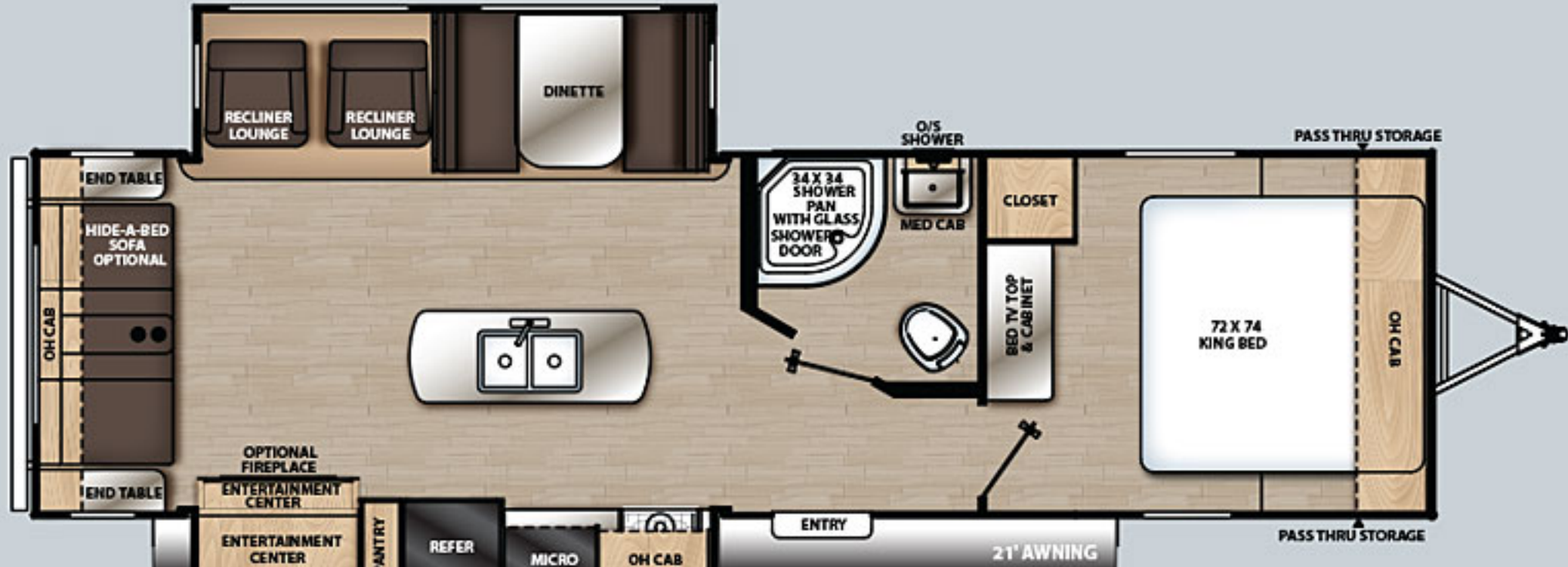
26BH



26BHS



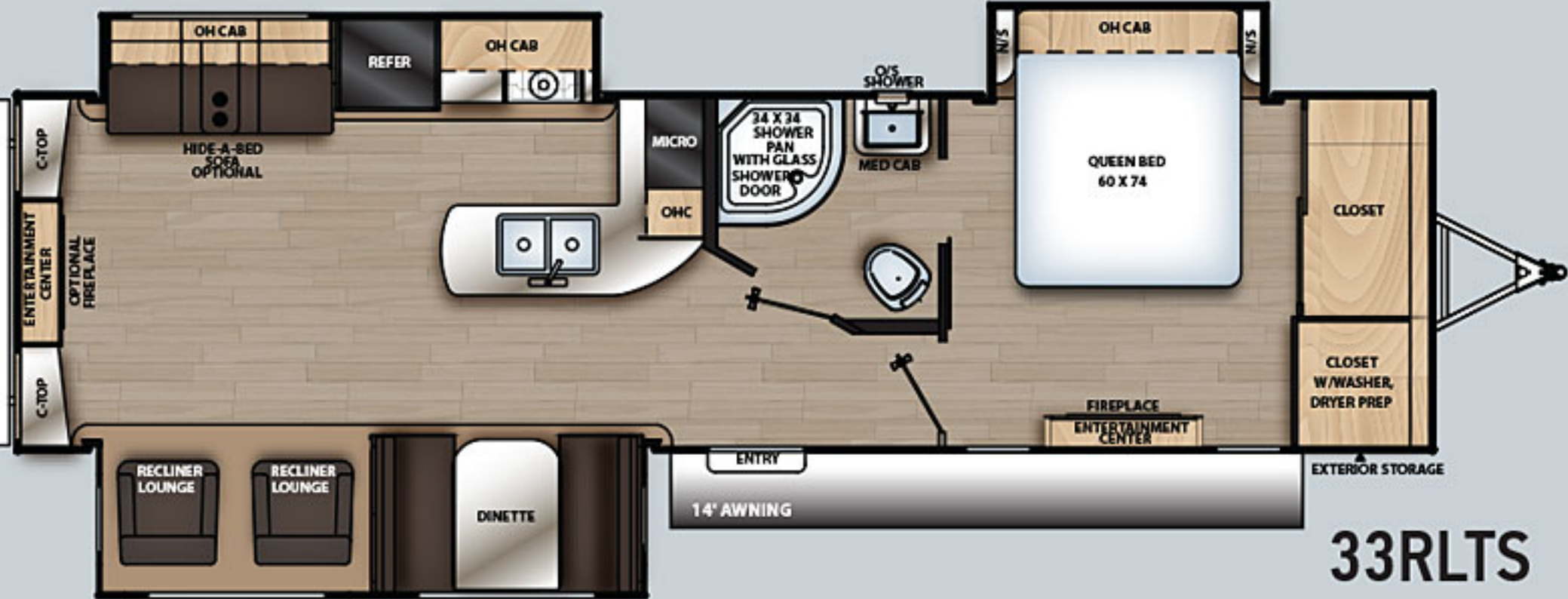
28BHS



29RLDS



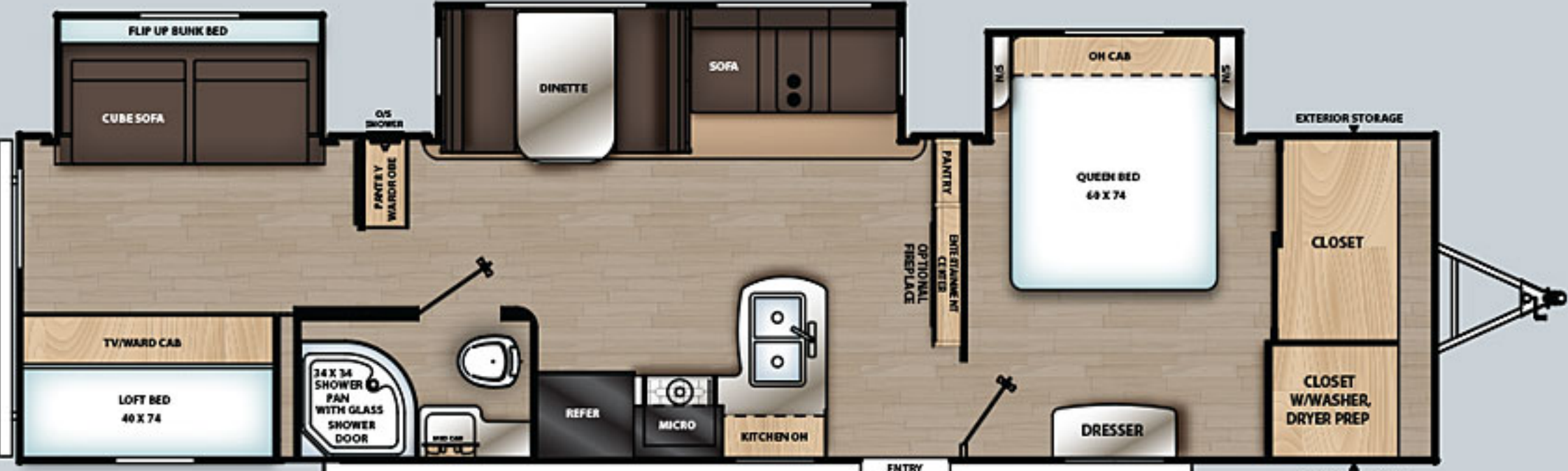
32BDS



33RLTS



OPTIONAL 2ND QUEEN BED



34BHTS

SPECIFICATIONS

	18BH	18RB	24RLS	26BH	26BHS	28BHS	29RLDS	32BDS	33RLTS	34BHTS
HITCH WEIGHT	346	N/A	N/A	541	738	634	940	790	1,106	1,154
UVW	3,346	N/A	N/A	4,748	6,198	6,380	7,530	7,750	8,266	8,666
CARRYING CAPACITY	954	N/A	N/A	2,252	1,502	1,220	1,970	1,750	2,234	1,834
GVWR	4,300	N/A	N/A	7,000	7,700	7,600	9,500	9,500	10,500	10,500
AXLES	4,000 lbs.	4,000 lbs.	3,500 lbs.	3,500 lbs.	3,500 lbs.	3,500 lbs.	4,400 lbs.	4,400 lbs.	5,100 lbs.	5,100 lbs.
EXTERIOR LENGTH	20' 4"	20' 4"	28' 2"	29' 3"	30' 3"	31' 11"	33' 9"	35' 10"	35' 10"	37' 9"
EXTERIOR WIDTH	90"	90"	96"	96"	96"	96"	96"	96"	96"	96"
EXTERIOR HEIGHT WITH AC	10' 4"	10' 4"	10' 7"	10' 7"	11' 1"	11' 1"	11' 1"	11' 1"	11' 1"	11' 3"
INTERIOR HEIGHT	78"	78"	81"	81"	81"	81"	81"	81"	81"	81"
AWNING LENGTH	13'	13'	15'	15'	15'	18'	21'	21'	14'	21'
FRESH WATER CAPACITY (GAL.)	44	44	44	44	44	44	44	44	44	44
GREY WATER CAPACITY (GAL.)	30	30	70	40	40	70	40	70	70	70
WASTE WATER CAPACITY (GAL.)	30	30	30	30	30	30	30	30	30	30



32BDS Bunk Room



Construction & Equipment Features

- + 5/8" Tongue & Groove Plywood Floor
- + 6'9" Interior Height on Tandem Axles
- + 6'6" Interior Height (18RB & 18BH)
- + Screwed Cabinet Construction w/ Pocket Bored Lumber Core Stiles
- A 15,000 BTU Ducted A/C**
- + Dexter EZ Lube Axles w/ Leaf Spring Suspension
- + 6 Gal. Gas/Electric DSI Water Heater w/16 Gal. Per Hour Quick Recovery
- + 5/8" Plywood Bed Base, Dinette Base, Backers in Walls, & Shower Base
- + Full Length Frame E-Coated Outriggers
- + 2'X3' Floor Joists on Approximately 12" Centers w/Horizontal Support Studs
- + 4" Floor To Frame Steel Lag Bolts
- + 3/8" Fully Decked Walk-On Roof (Tandem Axle Models)
- + Seamless Roof Membrane w/12 Year Warranty
- + Water Heater By-Pass Winterization Kit
- + 12V Demand Water Pump
- + Self Adjusting Brakes
- + Roto-Cast Holding Tanks
- + 35,000 BTU Furnace w/2 yr. Warranty (N/A on 18RB, 18BH, and 26BH)
- + Smooth Aluminum Radius Front

Safety Features

- + Smoke Alarm
- + LP/CO2 Gas Detector
- + Fire Extinguisher
- + Fire Escape Windows
- + Entrance Door Window
- + Dead-Bolt Lock on Entry Door

Exterior Features

- + Enclosed, Fully Sealed Underbelly (N/A on Non Slides)
- B SolidStep Entrance Steps IPO Flip-Down Steps (Main Entrance Only)**
- C XL Swing Arm Grab Handle**
- C Friction Hinge Door**
- + Power Awning w/12V Power Channel and Directional Light Attachment
- D Outside Hot/Cold Shower w/ Hands Free Holder**
- E Black Tank Flush w/ Peek A Poo Feature**
- F Aluminum Sport Wheels**
- F Black Polished Aluminum Fender Skirts**
- + Nitrogen Filled Radial Tires
- + Exterior TV Bracket
- + Exterior 110V G.F.C.I. Protected Receptacle
- + Exterior RG-6 Coax Cabling and Satellite Prep
- + G20 Tinted Windows
- + Two 20lb. LP Tanks w/ABS Bottle Cover (1-Single Axles)
- + Spare Tire, Carrier, and Cover
- + Rear View Camera Prep
- + Diamond Plate Rock Guard
- + Two Marine Grade Exterior Speakers
- + Rain Gutters w/Drip Spouts
- G Full Size Exterior Camp Kitchen (32BDS & 34BHTS)**
- + Pull Out Camp Kitchen (28BHS)
- + Exterior Camp Kitchen (29RLDS)
- + Bottle Opener (Exterior Camp Kitchens)
- + Heavy Duty Tongue Jack
- + Flush Mount Baggage Doors w/Radius Corners

Interior Features


- H Furrion DVD/mp3/FM Stereo w/ Bluetooth and USB Charging Port**
- I 2 Way 12V Fan-Tastic Fan (Kitchen/Living Room)**
- J Residential Kitchen Faucet w/ Pull Down Sprayer**
- J Deep Undermount Farm Style Sink**
- + Swing Arm TV Bracket
- + Drop Edge Thermofoil Seamless Countertops
- K 12V 10 Cu. Ft. Refrigerator**
- + ABS Tub/Shower Surround
- + Skylight Above Tub/Shower
- + Easy Access Booth Dinette Storage Doors
- + HDMI DVD Hook Up
- + In-Wall Mounted Interior Speakers
- + All-In One Monitor Panel
- L Furrion 3 Burner Range w/ Flush Mount Glass Top & Blue LED Accent Lighting (2 Burner Stove on 18RB & 18BH)**
- + LED Interior Lighting
- + Furrion Slim Line Range Hood and Microwave
- + Bedroom USB Surface Mounts(2)
- + USB Surface Mount Near Bunk Beds
- + King Bed (29RLDS)
- + Decorative Fitted Bedsheet
- + Flush Thermofoil Kitchen Sink Covers (Tandem Axles-2, Single Axles-1)
- + Silverware Kitchen Drawer
- + Blue LED Accent Light Strip Above Slide-Out
- + Residential In-Floor Ducted Heat (N/A 18BH, 18RB, & 26BH)
- M Jiffy Sofa w/Flip Down Cup Holder/Arm Rest**

- + Storage Underneath Jiffy Sofa
- + Decorative Sofa Throw Pillows
- + Pedestal Thermofoil Dinette Table
- + Hard Valance Window Treatment w/Decorative Lambrequins
- + Marine Toilet with Foot Flush
- + Power Vent Fan in Bathroom
- + Medicine Cabinet with Mirror
- + Solid Bunk Room Door
- + Solid Master Bedroom Door
- + Mirrored Wardrobes in Master Bedroom (N/A King Bed Models)
- N Underbed Storage w/Separation from Outside Front Storage**
- N Easy Lift Bed Struts**
- + Teddy Bear Bunk Mats
- + Washer/Dryer Prep (33RLTS & 34BHTS)

Options

- + Power Tongue Jack
- + 30" Furrion Electric Fireplace
- + Flat Screen LED TV
- + Tri-Fold Hide A Bed Sofa
- + 7 Cu. Ft. Gas/Electric Refrigerator
- + Pull Out Camp Kitchen (26BH and 26BHS Only)
- + 50 Amp Service w/2nd A/C Prep (29RLDS, 32BDS, 33RLTS & 34BHTS)
- + 50 Amp Service w/2nd 13.5A/C (29RLDS, 32BDS, 33RLTS & 34BHTS)

Superior Standards



Superior Standards Continued

1. 5/8" Tongue & Groove Plywood Flooring


2. 6 Gal. Gas/ Electric DSI Water Heater w/16 Gal. Per Hour Quick Recovery
3. Enclosed, Fully Sealed Underbelly

4. Power Awning w/12V Power Channel and Directional Light Attachment


5. Screwed Cabinet Construction w/ Pocket Bored Lumber Core Stiles
6. Skylight Above Tub/Shower

7. Drop Edge Thermofoil Seamless Countertops

8. Standard Spare Tire with Cover




PRE-DELIVERY INSPECTION FACILITY
20,000 square feet of quality assurance. The bare essentials for a premium product. This state-of-the-art facility gives immediate daily feedback to production for quality assurance in every unit built.



24/7 EMERGENCY
ROADSIDE ASSISTANCE
WITH VEHICLE PURCHASE*

TOWING
JUMP-STARTS
TIRE CHANGES
FLUID DELIVERY
LOCKOUT
SERVICE

WINCH-OUT
MOBILE MECHANIC
TECHNICAL
SUPPORT
DEALER LOCATOR
SERVICES



*VALID FOR 1 YEAR FROM DATE OF PURCHASE

FREE MEMBERSHIP
to Forest River Owners' Group



www.forestriverfrog.com

CUSTOMER SATISFACTION

FOREST RIVER encourages you to

BUY LOCAL



PREFERENTIAL SERVICE

PRODUCT INFORMATION

www.ForestRiverBuyLocal.com

WWW.KOACARECAMPS.ORG



Fighting Cancer + Making Memories

When a Forest River product is purchased a donation is made to Koa Care Camps. Care Camps supports more than 130 specialized summer camps throughout North America that provide a true camping experience to children with cancer and their siblings. These camps are provided at no charge to the affected families. Thank you for considering Forest River.

For more information about Care Camps visit www.koacarecamps.org.

GVWR (Gross Vehicle Weight Rating) - is the maximum permissible weight of the unit when fully loaded. It includes all weights, inclusive of all fluids, cargo, optional equipment and accessories. For safety and product performance do NOT exceed the GVWR.

GAWR (Gross Axle Weight Rating) - is the maximum permissible weight, including cargo, fluids, optional equipment and accessories that can be safely supported by a combination of all axles.

UVW (Unloaded Vehicle Weight)* - is the typical weight of the unit as manufactured at the factory. It includes all weight at the unit's axle(s) and tongue or pin and LP Gas. The UVW does not include cargo, fresh potable water, additional optional equipment or dealer installed accessories.

CCC (Cargo Carrying Capacity)* - is the amount of weight available for fresh potable water, cargo, additional optional equipment and accessories. CCC is equal to GVWR minus UVW. Available CCC should accommodate fresh potable water (8.3 lbs per gallon). Before filling the fresh water tank, empty the black and gray tanks to provide for more cargo capacity.

* Estimated average based on standard build optional equipment

Each Forest River RV is weighed at the manufacturing facility prior to shipping. A label identifying the unloaded vehicle weight of the actual unit and the cargo carrying capacity is applied to every Forest River RV prior to leaving our facilities.

The load capacity of your unit is designated by weight, not by volume, so you cannot necessarily use all available space when loading your unit.

All information contained in this brochure is believed to be accurate at the time of publication. However, during the model year, it may be necessary to make revisions and Forest River, Inc., reserves the right to make all such changes without notice, including prices, colors, materials, equipment and specifications as well as the addition of new models and the discontinuance of models shown in this brochure. Therefore, please consult with your Forest River dealer and confirm the existence of any materials, design or specifications that are material to your purchase decision.



Learn More
Scan this barcode using a QR Reader on your smart phone to learn more about Forest River.



A Berkshire Hathaway company.

Forest River, Inc.
55470 C.R. 1, Elkhart, IN 46515
(574) 389-4600
www.forestriverinc.com/Riverstone
www.forestriveraccessories.com

YOUR LOCAL AURORA DEALER