

LX STANDARD FEATURES

- Fully decked, 1-piece Dacor Tufflex roof with 15-year manufacturer backed warranty.
- 4" radius truss roof rafters, 16" on center, blanket wrapped fiberglass insulation with 3/8" full coach walk-on decking.
- Bedroom roof vent.
- Drip rails with extended spouts.
- Dometic 13.5 BTU, ducted A/C.
- Exclusive Z-Frame, NXG Norco main frame, with a fully integrated, welded A-frame, Huck-bolted outriggers, and full powder-coated for maximum corrosion protection.
- Gear-driven, electric slide-out from Norco.
- Over-sized American made Dexter axles.
- 5/8" tongue and groove plywood floor with R-7 fiberglass blanket wrapped insulation.

- Lower, front chip resistant diamond-plate rock guard.
- Galvanized steel, impact-resistant wheel wells.
- Radius entry doors, with EZ-Latch screen door.
- Dark-tint, safety-glass windows with automotive gasket seals.
- Large, lockable, radius baggage doors.
- Easy access, outside cable TV hookup.
- LED Exterior lights.
- Integrated Huck-bolted bumper, with sewer hose storage feature
- Expansive front storage compartment, with Aluma-Tru framing

LX Campers Value Package-

- Stainless Steel, Sealed Burner Range w/Oven & Range Hood w/ Glass Cooktop Cover

- 6-Cu. Ft. Dometic Refrigerator w/ Adjustable Thermostat
- 20-lb. EZ-Swap LP Bottles w/Cover
- 6-Gal. Gas/Electric DSI Water Heater
- Bath Skylight
- Black Tank Flush-Out System
- King Digital Antenna w/WIFI Ready
- Fully Enclosed, Insulated & Heated Underbelly
- Marine-Style Outside Speakers
- Stainless-Steel Microwave
- MORryde Deluxe One-Step Entry Step at Main Entry Door
- Fold-A-Way Entry Assist Handle at Each Door
- Outside Shower
- Aerodynamic Front Molded Fiberglass Cap
- Pre-Wire Backup Camera

- Go Power Pre-Wire Solar Prep Package
- Power Awning w/LED Lights
- Deluxe Glass Shower Enclosure
- Spare Tire w/Carrier & Cover
- Rear Aluminum Ladder
- 5-Point BAL Integrated Stabilizer System
- Enclosed & Conveniently Located Utility Panel w/Battery Disconnect Switch
- Machined Aluminum Wheel Package w/Balanced Radial Trailer Specific Tires
- Entertainment Center w/HDTV
- Electric Fireplace w/Remote Control
- Solid-Surface Kitchen Countertops
- 50-AMP Service w/Extra-Long, Detachable Power Cord

- Azdell-Backed 1½" Thick Fiberglass Laminated Sidewalls w/ Aluma-Tru Super Structure

Other features –

- Deluxe pull-out Kitchen faucet, and stainless Farm Sink
- Tiled kitchen backsplash
- Polished Chrome cabinet hardware
- Raised Panel, Milano Maple, Mortis and Tenon cabinet doors
- Upgraded Raised panel interior passage doors
- Decorative Dinette accent light
- 4 padded seat, hardwood dining room chairs
- Legless E-Z Access dining room table assembly
- Upgraded and contemporary styled furniture

LX SPECIFICATIONS

MODEL	Exterior Length	Exterior Width	Exterior Height	Interior Height	Unloaded TT Weight	Dry Hitch Weight	GVWR	Cargo Carrying Capacity	Fresh Water Capacity	Grey Waste Water Capacity	Black Waste Water Capacity	Sleeping Capacity
23RBS	28' 2"	96"	TBD	81"	TBD	TBD	8800	TBD	50	88	44	2-4
24RKS	28' 8"	96"	TBD	81"	TBD	TBD	8800	TBD	50	88	44	2-4
25BHRB	30' 5"	96"	TBD	81"	TBD	TBD	8800	TBD	50	88	44	2-4
290RLSA	32' 4"	96"	11' 4"	81"	6500	730	8800	1885	50	44	44	2-4
290RKD	32' 2"	96"	11' 2"	81"	6960	680	8800	1425	50	44	44	2-4
300BHS	32' 8"	96"	11' 2"	81"	6560	760	8800	1825	50	88	44	6-8
300DRBH	34' 2"	96"	11' 2"	81"	6640	940	8800	1745	50	44	44	6-8
320RLS	34' 8"	96"	11' 2"	81"	7005	793	8800	1380	50	88	44	2-4

*Braxton Creek reserves the right to change specifications without notice or obligation.

All information in this brochure is the latest available at the time of publication approval. Braxton Creek reserves the right to make changes and to discontinue models without notice or obligation. Photography may show optional equipment or props used for decoration purposes only.

BRAXTON CREEK

0925N. State Road 5, Shipshewana, IN 46565
P.260-768-7932 F.260-768-7921
www.braxtoncreek.com



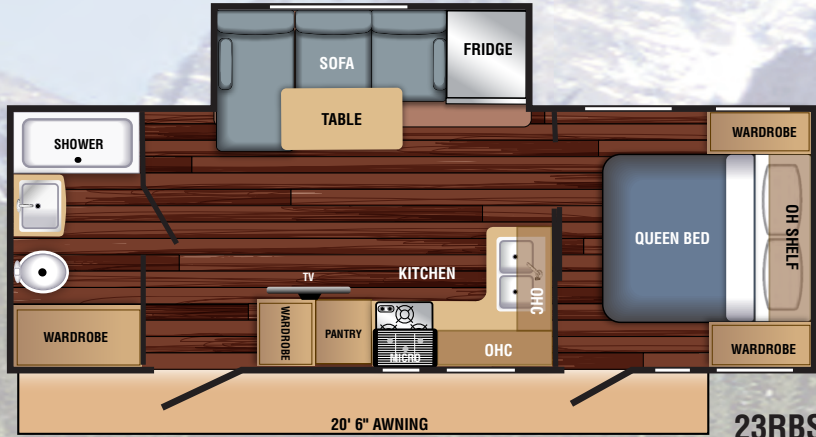
**BRAXTON
CREEK**

Family Values Run Deep

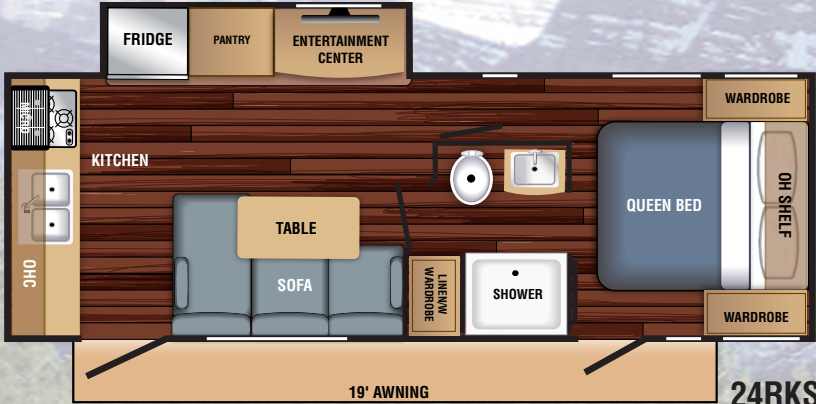
LX Series



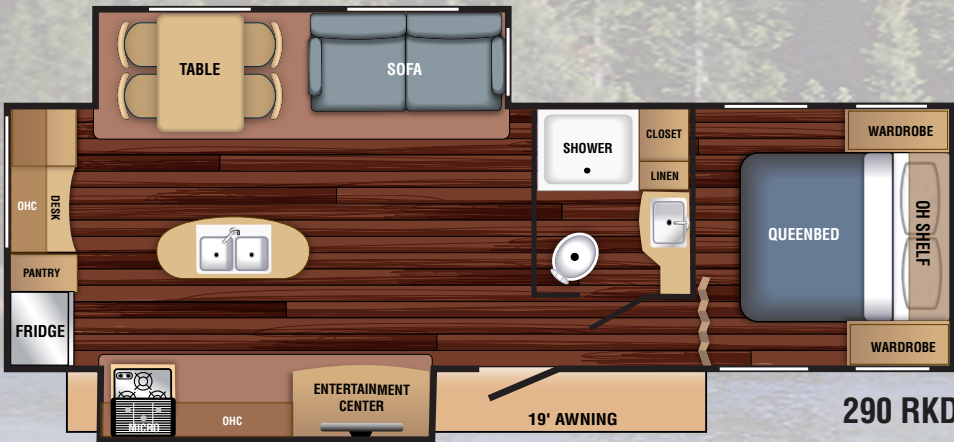
LX FLOORPLANS



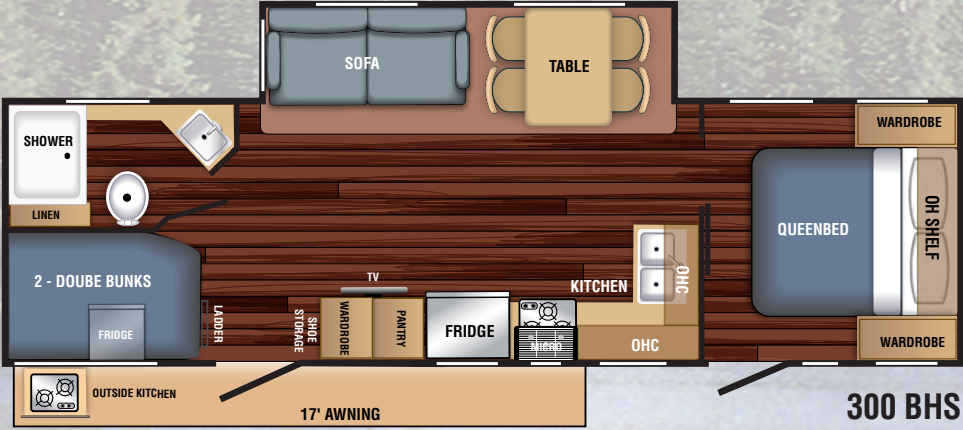
23RBS



24RKS



290 RKD



300 BHS

