




**SUNSET PARK RV
 MANUFACTURING**

SUNRAY
 CLASSIC

We want people to be happy in our products for more than just one season - or one trip - because an RV is an investment.

You can trust how we build every RV. Experience the pleasure of camping and being with friends, family, and the outdoors.



Be happy in our travel trailers for more than just one season - affordably.

With a jackknife sofa for two, an A/C and TV, weekenders can get off the ground in comfort.



Available with whatever packages or options you want. From Comfort to sport, you can fully customize your features.

From super small to family sized, there's a Sunset SunRay for everyone..



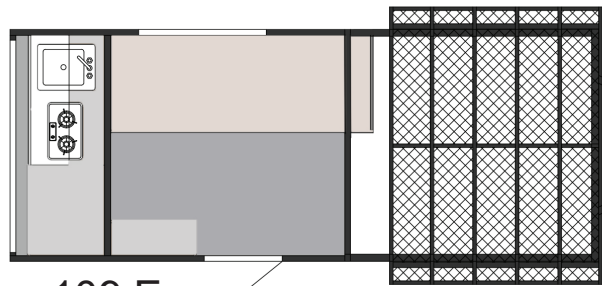
Available with Comfort package, Confident Package, Classic package, or Sport package.

From super small to family sized. Optional roof racks, or front cage, with standard rear door kitchenette and cabinets.

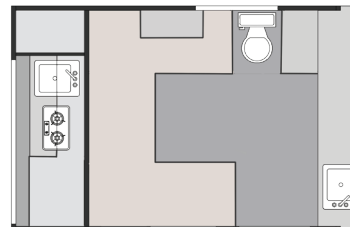

**SUNSET PARK RV
 MANUFACTURING**



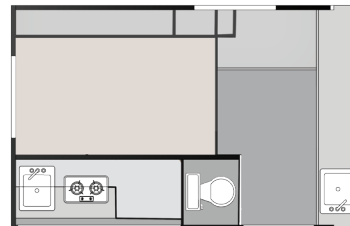
109



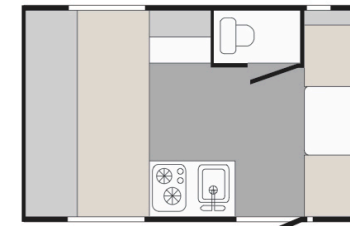
109 E



129



139



149

Confidence Package

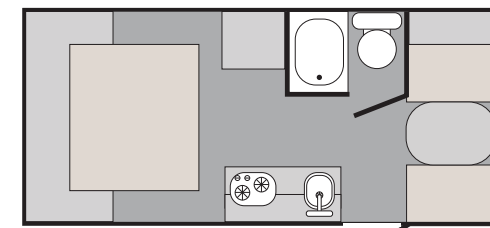
- 12 Volt Converter
- Radius Tinted Safety Glass Windows
- Smoke detector
- C/O detector
- Radial Tires
- Water Heater Bypass
- Monitor Panel
- One Piece Roof Membrane
- 2 20# LP Tanks
- Range Hood w/ Lt and Exhaust Fan
- Tub or Shower Surround
- Front and Rear Stabilizer Jacks
- Electric Brakes
- Diamond Plate Rock Guard
- EZ Lube Axles
- Spare Tire w/ Carrier
- Bluetooth Radio
- Inside/ Outside Speakers
- Night Shades,
- 2 Burner Cook Top
- Solar Prep
- Back-Up Camera Prep

Comfort Package

(Available on 169QB, 169TB, and 199)

- Electric Awning w/ LED Light Strip
- 13.5K A/C
- 10.7 12 Volt 6 Cu Ft Refrigerator
- 16,000 BTU Furnace
- Power Roof Vent in Bath
- Outside Shower
- LED lights
- Deluxe Window Treatments
- Cable/ Satellite Hook Up
- Microwave
- HD TV Antenna
- 6 Gallon DSI Gas Water Heater
- Black LP Tank Covers
- Skylight in Bathroom

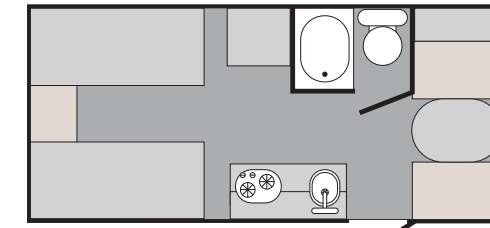
SUNSET PARK RV MANUFACTURING
SunsetTrailers.com
1055 N 625 W Shipshewana, IN 46565
(260) 350-8558



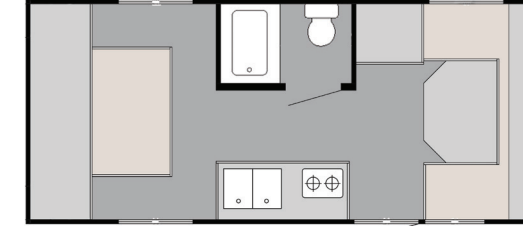
169QB



*169 QB and TB have the same exterior



169TB



199

Specifications	ADD 40 LB. HITCH AND WEIGHT ON OFFROAD PACKAGE							
Model	109	109-E	129	139	149	199	169 QB	169 TB
Total Dry Weight	1280	1640	1840	1800	2140	3280	2820	2820
Hitch Weight	120	300	140	140	245	432	340	340
GVWR	2000	3500	3500	3500	3500	7000	3500	3500
Fresh Water Capacity	16	16	21	26	26	45	16	16
DINETTE BED	54X74	54X74	54X80	N/A	36X72	54X86	36X72	36X72
Dinette Table	N/A	N/A	28X34	N/A	26X36	30X40	26X36	26X36
Jiffy/Sofa	N/A	N/A	N/A	N/A	N/A	N/A	N/A	N/A
Length	12'	16' 6"	15'5"	15'5"	16'2"	21'5"	19' 6"	19' 6"
Height Including A/C	7'-7"6" SPORT	7'	8'8"	8'8"	8'3"	9'6"	9' 6"	9' 6"
Interior Height	53"	53"	73 1/2"	73 1/2"	6'5"	6'6"	6' 6"	6' 6"
Awning Length	7'	7'	9'	9'	7'	10'	10' 6"	10' 6"
Bed Size	54 x 74	54 x 74	54 x 74	54 x 74	54 x 74	60 x 74	60x74	60x74
Width	7'	7'	8'6"	8'6"	7'1"	7'1"	7' 6"	7' 6"
ATV RACK		57 3/4" x75"						