

2019

S M O K E R
C R A F T



FIVE GENERATIONS IN PURSUIT OF OUR PASSION



Cinda McKinney,
Susan Graff,
Sara Barrett and
Peter Barrett



President
Doug Smoker
with grandson
Henry Smoker

STANDING STRONG ON FOUR FOUNDATIONS.

Fishing isn't just something you do. It's part of who you are. So when it comes to choosing a fishing boat, second best won't do. That's why for more than 50 years Smoker Craft has pushed boundaries with our spacious interior layouts and industry-leading hull designs that deliver superior performance and fuel economy. That's why we continue to drive innovation with features like our Yarblow ventilation system that protects expensive tackle from rust and corrosion, our advanced FreshCatch and FreshCatch Pro livewell systems to keep the catch fresh all the way to the table or the tournament weigh-in, and our Integrated Gunnel Track System that lets you mount accessories anywhere without having to drill any holes. We get this stuff because we're anglers too. That's why we're constantly taking things to the next level with design, engineering and construction that deliver best-in-class aluminum fishing boats for every budget.

THE INDUSTRY'S BEST WARRANTY. PERIOD.

Only a company with the proven history and longevity of a brand like Smoker Craft can offer something like this:

- Limited lifetime warranty on hull and structure
- 6-year warranty on all components, carpet, upholstery and electronics
- All parts and labor
- Transferable to second owner



LIVEWELLS

What's the point in having a livewell if you have to constantly fuss with it? Our FreshCatch Pro recirculating livewells use heavy-duty pumps and PowerStream aerators to move more oxygenated water through the tank and keep fish healthy. Just hit the timer and forget it, so you can focus on the fish below the boat and not the fish that are already in it.



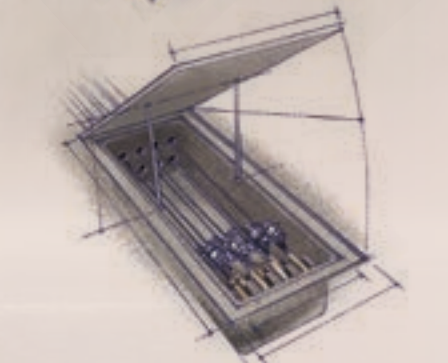
BOW PLATFORMS

Our raised bow casting platforms are carefully designed to give you plenty of elevation for better visibility and more storage space, while maintaining plenty of interior depth for added safety and a dry ride in rough conditions. Our exclusive raked bow design gives you more interior space up front, allowing larger in-deck gear lockers for storing bulky items.



ROD STORAGE

Our rod storage spaces are designed to protect expensive tackle from damage while keeping it readily available for instant access. Select models feature lockable bow in-floor center storage that holds up to eight rods securely in individual tubes.



CONSOLES

Smoker Craft deluxe consoles put everything you need just a glance away. Their ergonomic designs position gauges so they're clearly visible while running, and toggle switches are always within easy, unobstructed reach. Hydraulic steering comes standard or is an option on many models.



SEPARATING OURSELVES FROM THE PACK

Since 1963, Smoker Craft boats have stood for continuous innovation, standing out from the pack with numerous key features that make a big difference out on the water. Designed by anglers for anglers, here's just a sample of what you'll find on our 2019 lineup.

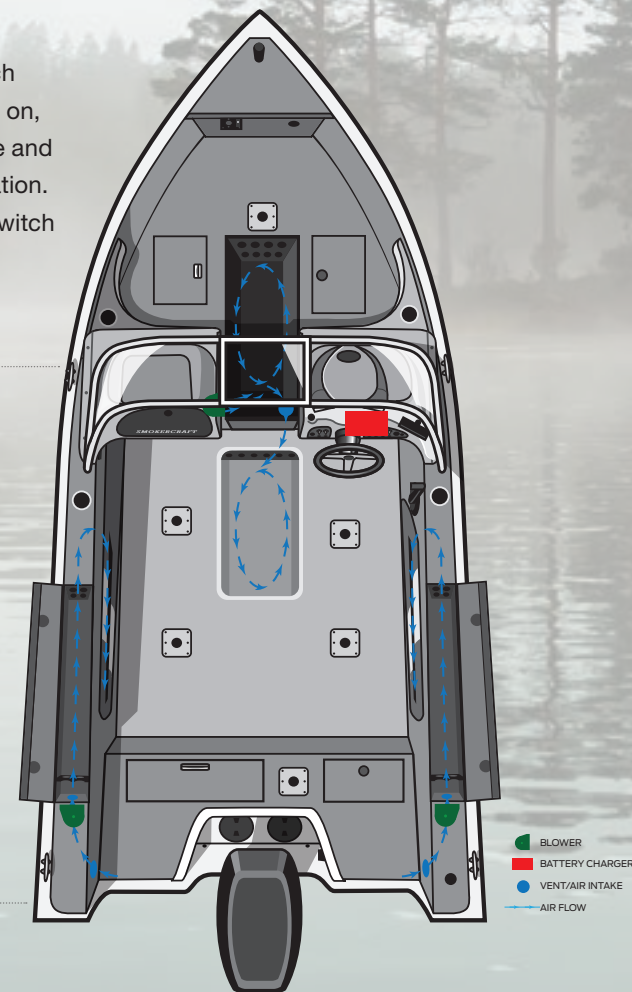


.YARBLOW. VENTILATION SYSTEM

STANDARD ON ALL **PRO MAG** AND **EXPLORER** SERIES BOATS.
OPTIONAL ON **ULTIMA** AND **PRO ANGLER XL** SERIES BOATS.

Let's face it, on a fishing boat gear sometimes does get put away wet. That's why Smoker Craft is proud to offer the exclusive Yarblow Ventilation System that circulates fresh air through rod lockers and storage spaces to protect expensive tackle from rust and corrosion. Pressurized air keeps mold and mildew from becoming established in storage compartments and even traditionally wet areas like the bilge, protecting your gear and the boat itself. It's all part of our commitment to providing peace of mind and giving you more value for your investment.

How it Works

Yarblow is controlled by a convenient switch on the driver's console, which when turned on, allows pressurized airflow through the bilge and storage areas, resisting moisture accumulation. The blower will run intermittently until the switch is turned off or the charger is unplugged.



FLUSH-MOUNT SONAR

Select Smoker Craft models offer new state-of-the-art consoles that don't only look great, they provide plenty of space for flush-mounting large multi-function displays. This gives the helm a more integrated look while providing added security for expensive electronics.




LED INTERIOR LIGHTING

Because the hottest bite can be early or late in the day or even after dark, select Smoker Craft boats now feature state-of-the-art LED interior lighting for added safety and convenience. Unlike traditional courtesy lights, LEDs draw very little power and you'll never need to replace a bulb again.



INTEGRATED GUNNEL TRACK SYSTEM

Smoker Craft's exclusive IGTS Integrated Gunnel Track System allows for easier installation of rod holders, downriggers and other accessories – and without drilling a single hole anywhere in the boat. The IGTS System is the ideal foundation for factory-installed accessory packages from Bert's Custom Tackle, developed by legendary fishermen to meet the individual needs of serious anglers. Ask your dealer for details.



TOOL HOLDER



CUP HOLDER



RISER/CRADLE



ROD TREE



BERT'S CUSTOM TACKLE STARTER CRADLE PACKAGE

Two 2" Riser/Cradles · Two 6" Riser/Cradles

BERT'S CUSTOM TACKLE ANGLER TUBE PACKAGE

Tool Holder · Cup Holder · Four Tube Rod Holders

BERT'S CUSTOM TACKLE ANGLER CRADLE PACKAGE

Tool Holder · Cup Holder · Two 2" Riser/Cradles
Two 6" Riser/Cradles · Two 10" Riser/Cradles

BERT'S CUSTOM TACKLE PRO PACKAGE

Tool Holder · Cup Holder · Two Rod Trees
Two Rod Holder Tubes · Two 2" Riser/Cradles
Two 6" Riser/Cradles · Two 10" Riser/Cradles

BUILT BY ANGLERS FOR ANGLERS

For five generations and counting, our family has been driven by a single goal – to build outstanding aluminum fishing boats that deliver unequalled value. We start with the finest materials, then carefully assemble each boat like we were building it for ourselves, using state-of-the-art equipment driven by old world craftsmanship. From the first pencil sketch designs to the final fit and finish, we strive to build boats that our owners can be proud of for years to come.

TRANSOM

The transom board is made of 1½" pressure-treated plywood, which is covered by our Limited Lifetime Warranty. The board is sandwiched between the aluminum transom with a plastic layer to prevent corrosion and a second aluminum sheet and is anchored using stainless steel bolts.

SIDE PANELS

The side panels are strengthened by rolling lap strakes into the aluminum, adding rigidity to the sides that prevents the "oil can" appearance of many other boats.



PERFORMANCE HULL SYSTEM (PHS)

Our exclusive Performance Hull System is a completely customizable trim tab feature that increases speed, reduces pounding, eliminates porpoising and provides improved efficiency with less fuel consumption and engine laboring. The system allows you to tune your hull to maximize performance, depending on the weight and horsepower of your engine. Additional benefits include improved visibility, reduced wake size, better handling and less hull stress.



HYDRA-LIFT REVERSE CHINE HULL

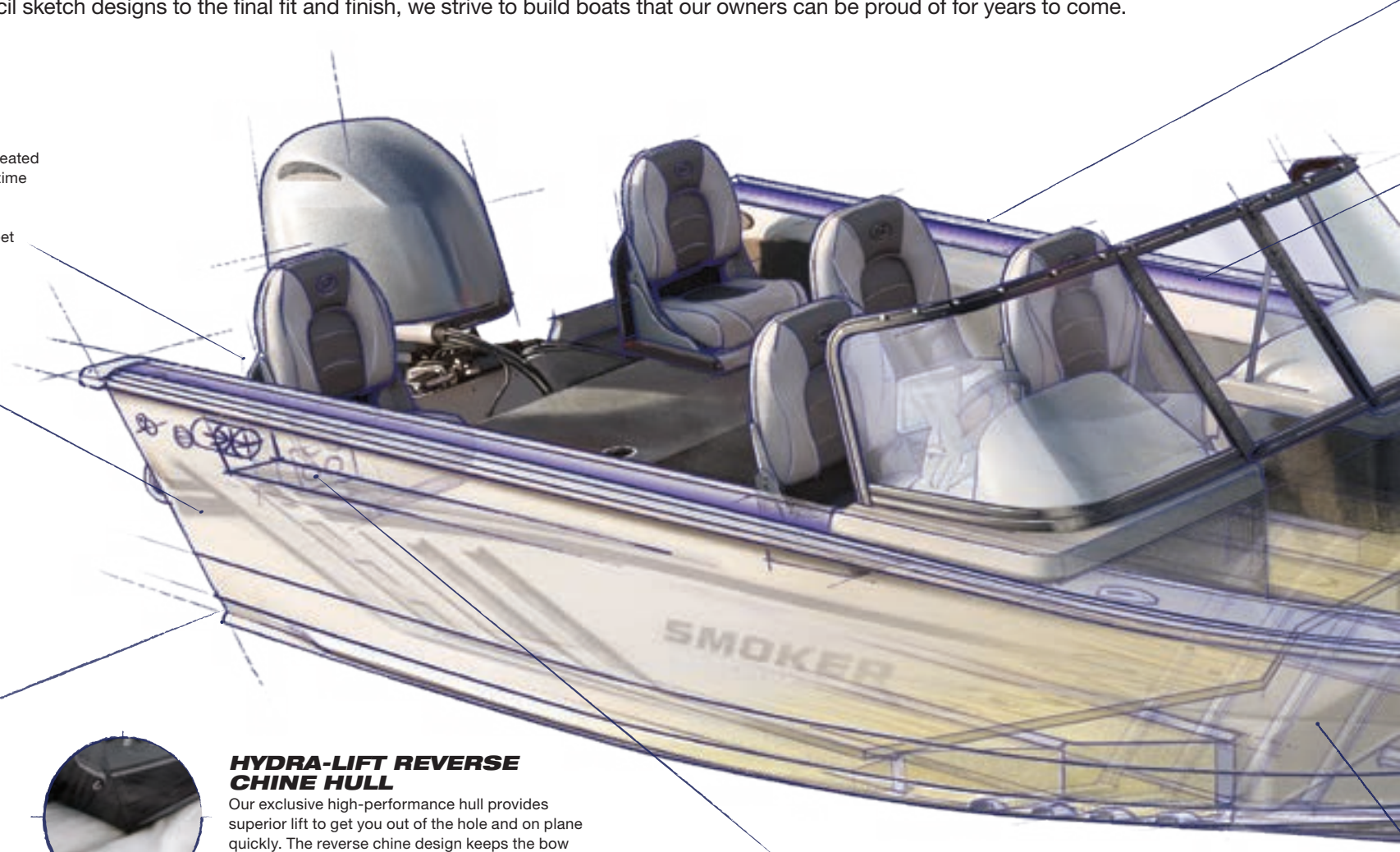
Our exclusive high-performance hull provides superior lift to get you out of the hole and on plane quickly. The reverse chine design keeps the bow down during acceleration, provides sportscar-style turning agility and offers exceptional stability both while running at high speeds and while at rest.

SPRAY RAILS

Spray rails are rolled into the side panels, giving a much cleaner appearance and eliminating the line-breaking rough edges found on many other boats. The combination of spray rails with the Hydra-Lift reverse chine design delivers the driest ride in the industry.

YARBLow VENTILATION SYSTEM

The exclusive Yarblow Ventilation System protects your tackle and gear from rust and corrosion by using pressurized air to eliminate mold and mildew in the bilge and dry storage areas. Standard and only available on Pro Mag and Explorer series boats. See page 4 for more details.




IGTS (INTEGRATED GUNNEL TRACK SYSTEM)

The exclusive new IGTS Integrated Gunnel Track System is an innovative gunnel design that allows for easier installation of rod holders, downriggers and other accessories. See page 5 to learn more about this exciting new feature.



LED LIGHTING

Pro Mag and Explorer models feature the added style, safety and convenience of interior LED lighting.



GAS TANK INTEGRATION

We place the gas tanks below the floor toward the center of the boat, between the floor stringers, to centralize the weight of the fuel. This gives the boat a softer ride and helps keep the bow down.

5-KEEL CONSTRUCTION

While many manufacturers have stopped adding keels, we continue to use up to 5 keels on our hulls to provide longitudinal strength and to protect the bottom when beaching or trailering. In addition, the keels help the boat plane quickly by breaking the water during acceleration. They also improve tracking and help maintain better boat control while fishing.

NEX GEN HULLS

Smoker Craft's next-generation hulls (on select Pro Mag and Explorer models) feature a longitudinal stringer system for internal support, instead of cross ribs. The stringer system is welded together in a jig to ensure proper alignment and is riveted to the hull bottom to create a uniform hull structure.

AIRS

The Hydra-Lift Hull is supported by Smoker Craft's exclusive Advanced Integrated Rib System (AIRS). This integrates heavy machine-formed, hat-shaped ribs in the bow with cross ribs on 10" centers on the bottom. The bow ribs conform to the contour of the bow and angle toward the cross ribs to add strength to the critical area of the hull when the boat is running. Floor stringers are fastened to the cross ribs to support the floor panels and enhance hull strength.



ONE-PIECE BOTTOM

The Hydra-Lift Hull begins with a one-piece bottom, unlike many other manufacturers. Aluminum gauge ranges from .100" to .125".

CONSTRUCTION YOU CAN COUNT ON.

UPHOLSTERY

Produced in-house for quality control and customization, Smoker Craft upholstery is precision cut and installed using only stainless, non-corrosive fasteners. Cushioning foam is biocide treated to help prevent mildew and fungal growth that can discolor vinyl. This process is a key differentiator when comparing Smoker Craft to other manufacturers.

CARPET & VINYL

Smoker Craft casting platforms and decks are covered in marine-grade carpet that is both glued and stapled, while cockpits feature easy-to-clean vinyl. Optional snap-in carpet can be added over the vinyl for added comfort.

EVA SOFT TOUCH TRACTION MATS

Easy to clean. Mold, mildew and stain resistant. Superior wet or dry traction.

FLOOR PANELS

Our pressure-treated plywood floors are 5/8" in the cockpit and 3/4" on the casting decks. They carry a lifetime warranty and will not warp or rot.

INJECTED FOAM FLOTATION

Unlike other manufacturers, we inject foam flotation into pre-routed holes in the floor panels to fill the entire cavity under the floor. The adhesive property of our foam allows it to bond to both the floor panels and the hull, providing enhanced support and excellent sound dampening.

TWICE-BAKED PAINT FINISH

The Smoker Craft paint method includes 3 coats of base urethane and 3 coats of accent color, with baking under infrared heating coils after each step—giving it a twice-baked, diamond-hard finish that is resistant to chipping and fading, and looks great for years to come.

ZINC CHROMATE PRIMER


Zinc chromate primer is chemically etched into the aluminum hull, forming a corrosion-resistant surface. This also creates an even, bondable surface for the final paint layer.

HIGH-GRADE ALUMINUM

Smoker Craft boats start with 5052 H34 Cold-Rolled Aluminum for its superior strength, hardness and corrosion resistance. Computerized fabrication equipment delivers precision components and ensures consistent quality.

DOUBLE RIVETS

The sides and transom are riveted with a double row of airplane-style rivets on the seams on all models 17" and above. The rows are offset to completely seal the seam.



PRO MAG

182 172 171 162 161

MAXIMUM HP
90-175

LENGTH
16'4"-18'2"

BEAM
92"-96"

BUILT FOR THE PROS

Whether it's a fun afternoon with the kids or pride on the line at a weekend tournament, Smoker Craft's Pro Mag takes the prize with its Yarblov Ventilation System, its IGTS Integrated Gunnel Track System for easy installation of rod holders, downriggers and other accessories, flush mount electronics, contemporary LED lighting, massive in-deck rod storage, and exclusive FreshCatch Pro recirculating aerated livewells with timer control.





Featuring the **YARBLOW**
VENTILATION SYSTEM

SMOKER
CRAFT

PRO MAG

BUILT FOR THE PROS



172 PRO MAG
Shown with optional Bert's Custom Tackle Angler Cradle Package, trolling motor, and flush mounted sonar unit.



171 PRO MAG
Shown with optional Bert's Custom Tackle.



DELUXE CONSOLE (172)



OPTIONAL SPLIT FLIP-UP BENCH SEAT (182)



BOW CENTER ROD STORAGE



WOOD-FREE DELUXE FISHING SEAT



FRESHCATCH PRO 25-GALLON LIVEWELL



IN-FLOOR ROD STORAGE

STANDARD FEATURES

- Lockable bow center rod storage with T-locks safely stores up to 9 rods (182) or up to 6 rods (172, 171, 162, 161)
- Hydraulic steering (182) and a deluxe console with chrome-accented gauges: speedometer, tachometer, voltmeter and fuel gauge
- Pro capacity, top-of-the-line recirculating livewells protect your catch
Stern: FreshCatch Pro, 25-gallon
Bow: FreshCatch, 15-gallon
- Our exclusive Yarblow Ventilation System protects gear and tackle from rust and corrosion
- The innovative Integrated Gunnel Track System (IGTS) allows for easy installation of rod holders and other tackle accessories
- Full vinyl cockpits and casting platforms provide durable fishing space
- EVA soft touch traction mat on top decks
- Interior LED lighting illuminates surroundings
- Wood-free deluxe fishing seats with the versatility of up to 6 seat bases
- Onboard, two bank battery charger
- Cockpit Sea Weave flooring
- Lifetime +6 Warranty




POPULAR OPTIONS

- All-Weather Package (see page 46 for details)
- Power Package (see page 46 for details)
- Trolling Motor with Quick Disconnect
- In-Dash Lowrance® Sonar Unit
- Ram Mount Humminbird® Sonar Unit
- Full Enclosure – Side, Aft, Walk-Thru and Bow Cover (only available for dual console models)
- Fisherman's Top
- Snap-On Mooring Cover
- SeaStar™ Hydraulic Steering (172, 171, 162, 161)
- Flip-Up Bench Seat (182, 172, 162)
- Three-Step Boarding Ladder
- Additional Fishing Seat
- Snap-In Carpet
- Depth Gauge
- Trailerable Ratchet Cover


COLOR OPTIONS



Silver Metallic + Blue



Silver Metallic + White



Silver Metallic + Electric Blue



182 PRO MAG

Shown with optional Bert's Custom Tackle Pro Package, flip-up bench, three-step boarding ladder, 2 downriggers, trolling motor, and flush mounted sonar unit.



161 PRO MAG

Shown with optional Bert's Custom Tackle, trolling motor, and flush mounted sonar unit.



	Maximum HP	Fuel Capacity* (gal.)	Length	Beam	Dry Weight (lb)	Capacity (Persons/lb)	Seats	Interior Depth	Depth	Transom Width	Transom Ht. (Engine)	Bottom Gauge	Side Gauge	Rib Gauge	Deadrise at Transom
182	175	25	18'2"	96"	1425	8/1100	3	27"	41"	96"	25"	.125"	.080"	.125"	17°
172	150	22	17'3"	96"	1305	7/1000	3	25"	40"	88"	25"	.100"	.080"	.125"	17°
171	150	22	17'3"	96"	1305	7/1000	3	25"	40"	88"	25"	.100"	.080"	.125"	17°
162	90	22	16'4"	92"	1140	5/700	2	24"	36"	88"	21"	.100"	.070"	.125"	10°
161	90	22	16'4"	92"	1140	5/700	2	24"	36"	88"	21"	.100"	.070"	.125"	10°

* Smoker Craft uses diurnal EPA certified tanks which may hold less than listed content by approximately 10%.

EXPLORER

182 172

MAXIMUM HP
150-175

LENGTH
17'3"-18'2"

BEAM
96"

LIVE LIFE WITHOUT LIMITS

Saturday tournament with your best buddy, Sunday joy rides with the family. Smoker Craft's versatile Explorer series knows no limits, especially when it comes to family fun. Flip-up stern jump seats, inviting bow cushions and an optional ski tow offer something for everyone while the large bow and stern raised casting decks, large casting platforms and state-of-the-art consoles are for the serious fishermen. Lockable rod storage keeps your gear safe, while the exclusive IGTS Integrated Gunnel Track System lets you easily customize your boat with rod holders, downriggers and more.





Featuring the **YARBLOW**
VENTILATION SYSTEM

EXPLORER

LIVE LIFE WITHOUT LIMITS



182 EXPLORER
Shown with optional Bert's Custom Tackle Package, trolling motor and sonar unit.



172 EXPLORER
Shown with optional Bert's Custom Tackle Angler Tube Package, two 6" riser cradles, ski pylon, trolling motor and sonar unit.



REAR FLIP-UP JUMP SEAT



WOOD-FREE DELUXE FISHING SEAT



IN-FLOOR ROD STORAGE



DELUXE CONSOLE (172)



FRESHCATCH PRO 15-GALLON BOW LIVEWELL



IGTS TRACK SYSTEM WITH LED LIGHTING

STANDARD FEATURES

- Versatility reigns with this convertible walk-through bow casting platform
- Hydraulic steering (182) and a deluxe console with chrome-accented gauges: speedometer, tachometer, voltmeter and fuel gauge
- Pro capacity, top-of-the-line recirculating livewells protect your catch
- (182) Stern: FreshCatch Pro 25-gallon
Bow: FreshCatch 12-gallon
(172) Stern: FreshCatch Pro 15-gallon
Bow: FreshCatch 12-gallon
- Wood-free deluxe fishing seats with the versatility of 6 seat bases
- Our exclusive Yarblow Ventilation System protects gear and tackle from rust and corrosion
- The innovative Integrated Gunnel Track System (IGTS) allows for easy installation of rod holders and other tackle accessories
- Full vinyl cockpits and casting platforms provide durable fishing space
- EVA soft touch traction mat on top decks
- Interior LED lighting illuminates surroundings
- Rear flip-up jump seats offer versatile seating options and extra storage
- Onboard, two bank battery charger
- Cockpit Sea Weave flooring
- Lifetime +6 Warranty




POPULAR OPTIONS

- All-Weather Package (see page 46 for details)
- Power Package (see page 46 for details)
- Trolling Motor with Quick Disconnect
- In-Dash Lowrance® Sonar Unit
- Ram Mount Humminbird® Sonar Unit
- Full Enclosure (Side, Aft, Walk-Thru & Bow Cover)
- Fisherman's Top
- Snap-On Mooring Cover
- SeaStar™ Hydraulic Steering (172)
- Three-Step Boarding Ladder
- Additional Fishing Seat
- Snap-In Carpet
- Depth Gauge
- Trailerable Ratchet Cover

COLOR OPTIONS



Silver Metallic + Blue



Silver Metallic + White




Silver Metallic + Yellow



172 EXPLORER

Shown with optional Bert's Custom Tackle Angler Tube Package, two 6" riser cradles, ski pylon, trolling motor and sonar unit.



	Maximum HP	Fuel Capacity* (gal.)	Length	Beam	Dry Weight (lb)	Capacity (Persons/lb)	Seats	Interior Depth	Depth	Transom Width	Transom Ht. (Engine)	Bottom Gauge	Side Gauge	Rib Gauge	Deadrise at Transom
182	175	25	18'2"	96"	1425	8/1100	3	27"	41"	96"	25"	.125"	.080"	.125"	17°
172	150	22	17'3"	96"	1305	7/1000	3	25"	40"	88"	25"	.100"	.080"	.125"	17°

* Smoker Craft uses diurnal EPA certified tanks which may hold less than listed content by approximately 10%.

Ultima

182

182
LEGACY

172

172
LEGACY

MAXIMUM HP
150-175

LENGTH
17'3"-18'2"

BEAM
96"

THE ULTIMATE IN VERSATILITY, THE ULTIMATE IN VALUE

Is it the ultimate fishing boat for families, or the ultimate family boat for anglers? Either way, Ultima is the budget-friendly family favorite with its convertible bow casting platform, flip-up jump seats in the stern and a handsomely upholstered cockpit interior that speaks to its tremendous versatility. Of course there's lockable in-floor storage for both rods and skis, plus large bow and stern aerated livewells and even an available ski pylon.





Ultima

THE ULTIMATE IN VERSATILITY



182 ULTIMA

Shown with optional Bert's Custom Tackle Package, trolling motor and sonar unit.



LOCKABLE, TOP-LOADING ROD STORAGE




FRESHCATCH 12-GALLON BOW LIVEWELL




FLIP-UP JUMP SEATS



CONVERTIBLE BOW WITH IN-FLOOR STORAGE



FRESHCATCH PRO STERN LIVEWELL



IN-FLOOR BOW, DRY STORAGE

STANDARD FEATURES

- Versatility reigns with this convertible walk-through bow casting platform
- Lockable in-floor rod storage with convertible ski storage and port and starboard lockable, top-loading rod storage
- Deluxe console with chrome-accented gauges: speedometer, tachometer, voltmeter, fuel gauge and AM/FM stereo with speakers
- Xtreme™ Steering
- Aerated recirculating livewells protect your catch (182) Stern: FreshCatch Pro 25-gallon Bow: FreshCatch 12-gallon (172) Stern: FreshCatch Pro 15-gallon Bow: FreshCatch 12-gallon
- Wood-free fishing seats with the versatility of 6 seat bases
- Integrated Gunnel Track System (IGTS)
- Rear flip-up jump seats
- Vinyl cockpit flooring and casting decks
- EVA soft touch traction mat on top decks
- Durable .100" gauge (172) and .125" gauge (182) one-piece hull with 17-degree deadrise
- Lifetime +6 Warranty




POPULAR OPTIONS

- All-Weather Package (see page 46 for details)
- Power Package (see page 46 for details)
- Family Ski Package (includes ski pylon and 2-step boarding ladder)
- Trolling Motor with Quick Disconnect
- Sonar Unit
- LED Interior Lighting
- Battery Charger
- Yablow Ventilation System
- Full Enclosure
- Fisherman's Top
- Mooring Cover
- Bow Cover
- Ski Pylon
- 48" Track Lock
- Additional Deluxe Fishing Seat
- Three-Step Boarding Ladder
- Snap-In Carpet
- Depth Gauge
- Hydraulic Steering (standard on 182)
- Tilt Steering
- Trailerable Ratchet Cover

COLOR OPTIONS



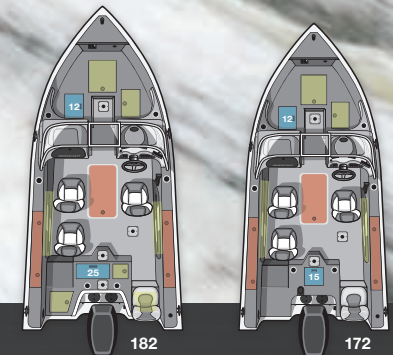
Silver Metallic + Blue



Silver Metallic + White



172 ULTIMA
Shown with optional trolling motor, sonar unit and ski pylon.



	Maximum HP	Fuel Capacity* (gal.)	Length	Beam	Dry Weight (lb)	Capacity (Persons/lb)	Seats	Interior Depth	Depth	Transom Width	Transom Ht. (Engine)	Bottom Gauge	Side Gauge	Rib Gauge	Deadrise at Transom
182	175	25	18'2"	96"	1425	8/1100	3	27"	41"	96"	25"	.125"	.080"	.125"	17°
172	150	22	17'3"	96"	1305	7/1000	3	25"	40"	88"	25"	.100"	.080"	.125"	17°

* Smoker Craft uses diurnal EPA certified tanks which may hold less than listed content by approximately 10%.

Ultima LEGACY


THE ULTIMATE IN VERSATILITY



182 ULTIMA LEGACY
Shown with optional trolling
motor and sonar unit.



FLIP-UP JUMP SEATS



CONVERTIBLE, WALK-THROUGH BOW WITH CUSHIONS



CONSOLE



IN-FLOOR STORAGE



TOP-LOADING LOCKABLE ROD STORAGE

STANDARD FEATURES

- Versatility reigns with this convertible walk-through bow casting platform
- Lockable in-floor rod storage with convertible ski storage and port and starboard lockable, top-loading rod storage
- Deluxe console with chrome-accented gauges: speedometer, tachometer, voltmeter, fuel gauge and AM/FM stereo with speakers
- Xtreme™ Steering (172)
- Hydraulic Steering (182)
- Aerated recirculating livewells protect your catch (182) Stern: FreshCatch Pro 25-gallon Bow: FreshCatch 12-gallon (172) Stern: FreshCatch Pro 15-gallon Bow: FreshCatch 12-gallon
- Wood-free fishing seats with the versatility of 6 seat bases
- Rear flip-up jump seats
- Vinyl cockpit flooring and casting decks
- EVA soft touch traction mat on top decks
- Durable .100" gauge (172) and .125" gauge (182) one-piece hull with 17-degree deadrise
- Lifetime +6 Warranty



POPULAR OPTIONS

- All-Weather Package (see page 46 for details)
- Power Package (see page 46 for details)
- Family Ski Package (includes ski pylon and 2-step boarding ladder)
- Trolling Motor with Quick Disconnect
- Sonar Unit
- Battery Charger
- Full Enclosure
- Fisherman's Top
- Mooring Cover
- Bow Cover
- Ski Pylon
- Additional Deluxe Fishing Seat
- Three-Step Boarding Ladder
- Snap-In Carpet
- Hydraulic Steering (standard on 182)
- Tilt Steering
- Trailerable Ratchet Cover

COLOR OPTIONS



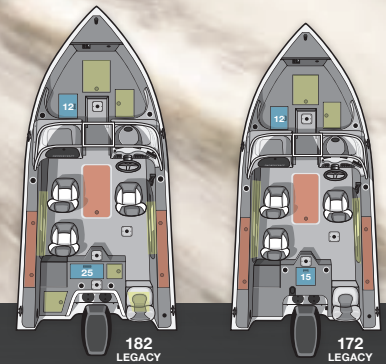
White + Black with Red Stripe



White + Black with Gray Stripe



182 ULTIMA LEGACY
Shown with optional trolling motor and sonar unit.



	Maximum HP	Fuel Capacity* (gal.)	Length	Beam	Dry Weight (lb)	Capacity (Persons/lb)	Seats	Interior Depth	Depth	Transom Width	Transom Ht. (Engine)	Bottom Gauge	Side Gauge	Rib Gauge	Deadrise at Transom
182 LEGACY	175	25	18'2"	96"	1425	8/1100	3	27"	41"	96"	25"	.125"	.080"	.125"	17°
172 LEGACY	150	22	17'3"	96"	1305	7/1000	3	25"	40"	88"	25"	.100"	.080"	.125"	17°

* Smoker Craft uses diurnal EPA certified tanks which may hold less than listed content by approximately 10%.



Pro Angler XL

182_{XL} 172_{XL} 171_{XL} 162_{XL} 161_{XL}

MAXIMUM HP
90-175

LENGTH
16'4"-18'2"

BEAM
92"-96"

BECAUSE SIZE DOES MATTER

Pro Angler XL leads its class with feature-packed value in a deep, beamy hull that provides more interior space. The large, elevated bow casting deck conceals deep storage lockers for bulky gear and still has space for a FreshCatch livewell, while the spacious main cockpit offers plenty of freeboard and the Integrated Gunnel Track System for mounting downriggers, rod holders and other accessories wherever they're needed. Lockable rod storage keeps expensive tackle safely out of sight when not in use, and its durable vinyl cockpit floor makes cleanup a snap.



Pro Angler XL

BECAUSE SIZE DOES MATTER



161 PRO ANGLER XL
Shown with optional Bert's Custom Tackle Package, trolling motor and sonar unit.



182 PRO ANGLER XL
Shown with optional Bert's Custom Tackle Package, trolling motor and sonar unit.



CENTER ROD STORAGE (171XL)



STERN LIVEWELL (172XL, 171XL)



CENTER ROD STORAGE (182XL)



DELUXE CONSOLE



STERN LIVEWELL (182XL)



LOCKABLE, TOP-LOADING ROD STORAGE

STANDARD FEATURES

- Automotive-style console with speedometer, tachometer, fuel gauge and lighted rocker switches
- Protect your catch for the entire ride with extra large pro capacity recirculating livewells
(182XL) Stern: FreshCatch Pro 25-gallon
Bow: FreshCatch 15-gallon
(172XL, 171XL) Stern: FreshCatch Pro 25-gallon
Bow: FreshCatch 15-gallon
(162XL, 161XL) Bow: FreshCatch 25-gallon
- Comfortable, ergonomic, wood-free fishing seats with the versatility of 6 seat bases (172XL only), and 5 seat bases (162XL, 161XL)
- Xtreme™ Steering
- AM/FM Stereo (182XL, 172XL, 171XL)
- Integrated Gunnel Track System (IGTS)
- Vinyl cockpit for easy cleanup and durability
- Large bow and stern casting platforms
- EVA soft touch traction mat on top decks
- Port and starboard top-loading lockable rod storage
- Heavy gauge .100" one-piece bottom
- Lifetime +6 Warranty

POPULAR OPTIONS

- All-Weather Package (see page 46 for details)
- Power Package (see page 46 for details)
- Trolling Motor with Quick Disconnect
- Sonar Unit
- LED Interior Lighting
- Battery Charger
- Split Flip-Up Bench Seat (N/A 161XL)
- Additional Fishing Seat
- Yarblow Ventilation System
- Full Enclosure
- Mooring Cover
- Fisherman's Top
- Bow or Cockpit Cover
- Three-Step Boarding Ladder
- Snap-In Carpet
- Depth Gauge
- AM/FM Stereo (162XL, 161XL)
- Hydraulic Steering (standard on 182XL)
- No Feedback Tilt Steering
- Trailerable Ratchet Cover

COLOR OPTIONS



Silver Metallic + Blue




Silver Metallic + White



162 PRO ANGLER XL
Shown with optional trolling motor and sonar unit.

172 PRO ANGLER XL
Shown with optional Bert's Custom Tackle Package, trolling motor and sonar unit.



	Maximum HP	Fuel Capacity* (gal.)	Length	Beam	Dry Weight (lb)	Capacity (Persons/lb)	Seats	Interior Depth	Depth	Transom Width	Transom Ht. (Engine)	Bottom Gauge	Side Gauge	Rib Gauge	Deadrise at Transom
182XL	175	25	18'2"	96"	1425	8/1100	3	27"	41"	96"	XLS	.125"	.080"	.125"	17°
172XL	150	22	17'3"	96"	1305	7/1000	3	25"	40"	88"	XLS	.100"	.080"	.125"	17°
171XL	150	22	17'3"	96"	1305	7/1000	3	25"	40"	88"	XLS	.100"	.080"	.125"	17°
162XL	90	22	16'4"	92"	1140	5/700	2	27"	37"	88"	LS	.100"	.070"	.125"	10°
161XL	90	22	16'4"	92"	1140	5/700	2	27"	37"	88"	LS	.100"	.070"	.125"	10°

* Smoker Craft uses diurnal EPA certified tanks which may hold less than listed content by approximately 10%.





Pro Angler

172 162 161

MAXIMUM HP
60-140

LENGTH
16'2" - 16'10"

BEAM
81" - 92"

THE MULTI-SPECIES CHAMPION

You cast for bass in the morning, troll for muskie at mid-day then jig for walleyes before heading in. Multi-species anglers need a versatile boat, and Pro Angler delivers. We're talking oversized, raised bow and stern casting platforms, a massive 25-gallon FreshCatch aerated livewell, lockable rod storage and an automotive-style console with full gauges and plenty of space for electronics. With its wood-free fishing seats and a heavy gauge .100" one-piece bottom, this is one fishing buddy that's in it for the long haul.



Pro Angler

THE MULTI-SPECIES CHAMPION



172 PRO ANGLER
Shown with optional trolling motor
and sonar unit.



WOOD-FREE
FISHING SEAT



OPTIONAL REAR FLIP-UP BENCH SEAT (172)



DELUXE CONSOLE (162)



FRESHCATCH 25-GALLON LIVEWELL



LOCKABLE PORT ROD STORAGE



161 PRO ANGLER
Shown with optional trolling motor and sonar unit.

STANDARD FEATURES

- The Pro Angler features an automotive-style console with speedometer, tachometer, fuel gauge and lighted rocker switches
- FreshCatch 25-gallon livewell protects your catch
- Wood-free fishing seats with the versatility of 6 seat bases (172 only) or 5 seat bases (162, 161)
- Vinyl cockpit for easy cleanup and durability
- Large bow and stern casting platforms with 18 oz. carpet
- Port and starboard top-loading lockable rod storage (172)
- Heavy gauge .100" one-piece bottom
- Lifetime +6 Warranty

POPULAR OPTIONS

- All-Weather Package (see page 46 for details)
- Power Package (see page 46 for details)
- Trolling Motor with Quick Disconnect
- Sonar Unit
- Battery Charger
- Split Flip-Up Bench Seat (N/A 161)
- Additional Fishing Seat
- Full Enclosure
- Mooring Cover
- Fisherman's Top
- Bow or Cockpit Cover
- Three-Step Boarding Ladder
- Snap-In Carpet
- Depth Gauge
- AM/FM Stereo
- Hydraulic Steering
- Xtreme™ Steering
- No Feedback Tilt Steering


COLOR OPTIONS



Black + White



Black + Red



	Maximum HP	Fuel Capacity* (gal.)	Length	Beam	Dry Weight (lb)	Capacity (Persons/lb)	Seats	Interior Depth	Depth	Transom Width	Transom Ht. (Engine)	Bottom Gauge	Side Gauge	Rib Gauge	Deadrise at Transom
172	140	22	16'10"	92"	1225	5/675	3	24"	34"	91"	LS	.100"	.080"	.100"	14°
162	60	15	16'2"	81"	845	5/680	2	25"	33"	74"	LS	.100"	.070"	.100"	10°
161	60	15	16'2"	81"	845	5/680	2	25"	33"	74"	LS	.100"	.070"	.100"	10°

* Smoker Craft uses diurnal EPA certified tanks which may hold less than listed content by approximately 10%.

Angler

PRO FEATURES IN AN EASY-TOWING PACKAGE


STANDARD FEATURES

- 7-ply pressure treated floor/deck
- Two wood-free fishing seats
- Durable vinyl cockpits and casting platforms
- Lockable rod storage
- Humminbird PiranhaMAX 4 Sonar Unit
- Lifetime +6 Warranty

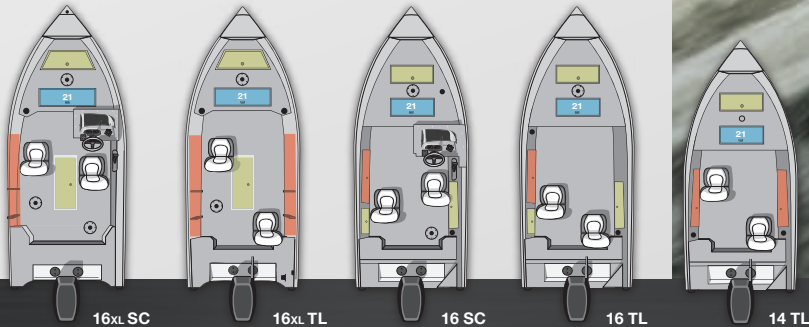
POPULAR OPTIONS

- Humminbird HELIX 5 GPS with Raw Mount
- Trolling Motor
- Snap-On Mooring Cover
- Additional Fishing Seat
- Power Pedestal
- Seat Slider

COLOR OPTION



White



16 SC ANGLER
Shown with optional trolling motor.



FRESHCATCH 25-GALLON LIVEWELL



FISHING SEATS



LOCKABLE PORT ROD STORAGE



REAR SPLASH PAN

	Maximum HP	Fuel Capacity* (gal.)	Length	Beam	Dry Weight (lb)	Capacity (Persons/lb)	Seats	Interior Depth	Depth	Transom Ht. (Engine)	Bottom Gauge	Side Gauge	Deadrise at Transom
16XL SC	60	PORTABLE TANK	16'2"	81"	685	5/680	2	25"	33"	20"	.100"	.080"	10°
16XL TL	60	PORTABLE TANK	16'2"	81"	625	5/680	2	25"	33"	20"	.100"	.080"	10°
16 SC	60	PORTABLE TANK	16'4"	78"	685	5/670	2	20.5"	23"	20"	.080"	.060"	15°
16 TL	40	PORTABLE TANK	16'4"	78"	625	5/670	2	20.5"	23"	20"	.080"	.060"	15°
14 TL	40	PORTABLE TANK	14'8"	77"	540	4/555	2	20.5"	23"	20"	.080"	.060"	15°

16 TL ANGLER



Freedom

160 SC FREEDOM

Shown with optional trolling motor.




STANDARD FEATURES

- 7-ply pressure treated floor/deck
- Two wood-free fishing seats
- Durable vinyl cockpits and casting platforms
- Port livewell
- Lifetime +6 Warranty


POPULAR OPTIONS

- Trolling Motor
- Snap-On Mooring Cover
- Additional Fishing Seat
- Power Pedestal
- Seat Slider

COLOR OPTIONS



Black



Camel



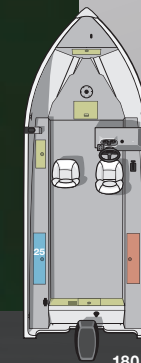
OPEN FLOOR SPACE FOR FISHABILITY



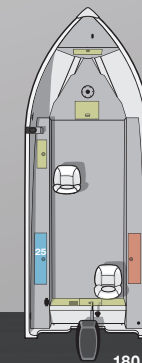
DELUXE CONSOLE (162)



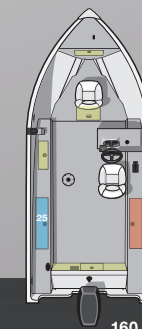
FRESHCATCH 25-GALLON LIVEWELL



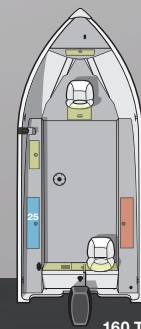
180 SC



180 TL



160 SC



160 TL



180 SC FREEDOM

Shown with optional trolling motor and sonar unit.

	Maximum HP	Fuel Capacity (gal.)	Length	Beam	Dry Weight (lb)	Capacity (Persons/lb)	Seats	Interior Depth	Depth	Transom Width	Transom Ht. (Engine)	Bottom Gauge	Side Gauge	Deadrise at Transom
180 SC	125	21	18'11"	89"	1005	6/1840	2	22"	35"	85"	LS	.100"	.080"	10°
180 TL	90	21	18'11"	89"	1005	6/1840	2	22"	35"	85"	LS	.100"	.080"	10°
160 SC	90	21	16'11"	89"	875	6/900	2	22"	35"	85"	LS	.100"	.080"	10°
160 TL	75	21	16'11"	89"	875	6/900	2	22"	35"	85"	LS	.100"	.080"	10°

Adventurer

STANDARD FEATURES

- 7-ply pressure treated floor and deck
- Two wood-free fishing seats
- FreshCatch stern livewell protects your catch
- Lockable center rod storage
- In-floor storage
- Integrated Gunnel Track System (IGTS)
- Durable vinyl cockpit and casting platforms
- Heavy gauge .100" Aluminum one-piece bottom (160)
- Heavy gauge .125" Aluminum one-piece bottom (180)
- JENSEN AM/FM/Bluetooth® Stereo (180)
- Lifetime +6 Warranty




160 ADVENTURER
Shown with optional trolling motor and sonar unit.

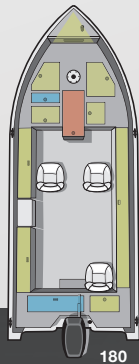
POPULAR OPTIONS

- Power Package (See Page 46 for details)
- Kicker® KMC10 AM/FM Stereo (180 only)
- Sonar Unit
- Depth Gauge
- Trolling Motor with Quick Disconnect
- Battery Charger
- Additional Fishing Seat
- Snap-In Carpet
- Mooring Cover
- Trailerable Ratchet Cover

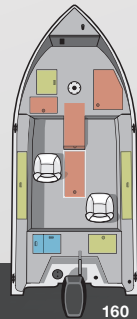
COLOR OPTION



Gray + Black



180



160



CENTER ROD STORAGE (180)



DURABLE VINYL COCKPIT (180)



CONSOLE (180 ONLY)



FRESHCATCH LIVEWELL (160)

	Maximum HP	Fuel Capacity* (gal.)	Length	Beam	Dry Weight (lb)	Capacity (Persons/lb)	Seats	Interior Depth	Depth	Transom Ht. (Engine)	Bottom Gauge	Side Gauge	Rib Gauge	Deadrise at Transom
180	90	38	18' 11"	96"	1500	6/850	3	23"	41"	25"	.125"	.090"	.125"	15°
160	70	22	16' 4"	92"	1085	5/700	2	24"	36"	20"	.100"	.070"	.100"	10°



Resorter



151 RESORTER
Shown with optional trolling motor and sonar unit.

STANDARD FEATURES


- Automotive console with speedometer, tachometer and lighted rocker switches
- FreshCatch 18-gallon center bow livewell protects your catch
- Two wood-free fishing seats with the versatility of 6 seat bases
- Large dry bow storage and side-mounted rod holders help you keep everything safely stowed away
- Large bow and stern casting platforms with 18 oz. carpet
- Vinyl cockpit for easy cleanup and durability
- Heavy gauge .100" Aluminum one-piece bottom
- Lifetime +6 Warranty



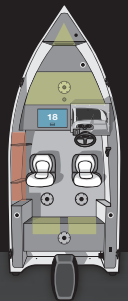
POPULAR OPTIONS

- Power Package (see page 46 for details)
- Trolling Motor with Quick Disconnect
- Battery Charger
- Additional Fishing Seat
- 2-Step Boarding Ladder
- Mooring Cover
- Depth Finder

COLOR OPTION



Gray + Black



LIVEWELL



BOW CASTING PLATFORM WITH CARPET



DRIVER'S CONSOLE
Shown with optional sonar unit



	Maximum HP	Fuel Capacity* (gal.)	Length	Beam	Dry Weight (lb)	Capacity (Persons/lb)	Seats	Interior Depth	Depth	Transom Width	Transom Ht. (Engine)	Bottom Gauge	Side Gauge	Rib Gauge	Deadrise at Transom
151	50	PORTABLE TANK	15'2"	75"	675	4/580	2	23"	30"	73"	LS	.100"	.064"	.064"	5°

* Smoker Craft uses diurnal EPA certified tanks which may hold less than listed content by approximately 10%.

NORTH AMERICAN ANGLER

WHEN IT'S TIME TO BRING YOUR "A" GAME.

No matter where you love to fish, the American Angler Series by Smoker Craft is up to the challenge. Big water? Rough weather? These all-welded hulls are ready for anything with their exclusive Torsion Beam Construction built for exceptional strength and shock absorption – plus the peace of mind of a lifetime warranty.





THE INDUSTRY'S BEST WARRANTY. PERIOD.

Only a company with the proven history and longevity of a brand like American Angler by Smoker Craft can offer something like this:

- Limited lifetime warranty on hull and structure
- 6-year warranty on all components, carpet, upholstery and electronics
- All parts and labor
- Transferable to second owner



TWICE-BAKED PAINTED HULLS

American Angler full painted hulls provide showroom looks designed to last for years.

MACHINE FORMED RIBS*

Our unique machine formed ribs are stronger and more flexible than the two-ply aluminum used by many competitors.

TORSION BEAM CONSTRUCTION*

Instead of the flat I-Beams that you find in many boats, American Angler uses our exclusive Torsion Beam Construction (TBC) stringer system for exceptional strength and shock absorption.

ALL-WELDED CONSTRUCTION

Every American Angler series boat offers the toughness and reliability of all-welded marine-grade aluminum construction that's backed by a lifetime warranty.

INJECTED FOAM FLOTATION

American Angler models feature injected foam, not poured, between the floor and hull — filling all air pockets. This provides greater strength and buoyancy and reduces noise.

* Pro Lodge, Pro Tracer and Osprey series

Phantom

WHERE BIG WATER MEETS ITS MATCH



PHANTOM 20 X2
Shown with optional equipment and
Bert's Custom Tackle Package.



DRIVER'S CONSOLE



WALK THROUGH WINDSHIELD



OPTIONAL SIDE JUMP SEATS



OPEN ROD STORAGE AND INTEGRATED
GUNNEL TRACK SYSTEM WITH OPTIONAL
BERT'S CUSTOM TACKLE ACCESSORIES



DUAL CONSOLE AND IN-FLOOR ROD STORAGE

STANDARD FEATURES


- Treated floor with lifetime warranty
- Full vinyl floor
- Elevated console
- Tachometer, speed, volt and fuel gauges
- Under-console storage
- Open rod storage
- Tackle tray
- Toe holds
- Hydraulic steering
- Integrated Gunnel Track System (IGTS)
- Coaming gunnel with watershed channel
- Bow fish box
- Navigation lights
- Dual auto bilge pumps



POPULAR OPTIONS

- Bow Mount Anchor Release
- Bow Rails
- Stern Rails
- Wiper
- Fisherman's top with side, walk through and drop curtains
- Rigid Frame Soft Top
- Wash Down Kit
- Jump Seats with Storage Box
- Fish Package
- Fuel Water Separator
- Trolling Motor Plug
- Additional Seat

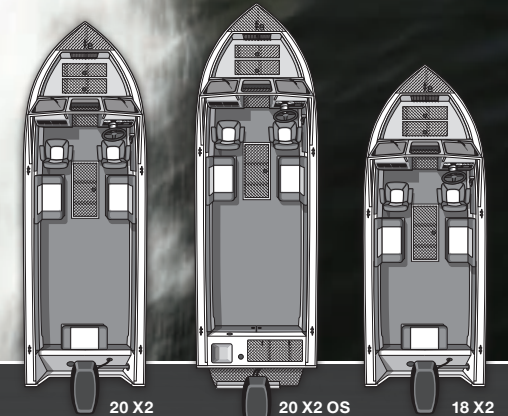
COLOR OPTION



Pewter + White



PHANTOM 18 X2
Shown with optional equipment
and Bert's Custom Tackle.



Shown with optional jump seats.



	Maximum HP	Fuel Capacity* (gal.)	Length	Beam	Dry Weight (lb)	Capacity (Persons/lb)	Seats	Interior Depth	Depth	Transom Width	Transom Ht. (Engine)	Bottom Gauge	Side Gauge	Deadrise at Transom
20 X2	175	47	20'5"	98"	1778	6/850	2	33"	47"	96"	25"	.160"	.125"	19°
20 X2 OS	175	47	22'10"	98"	1778	6/850	2	33"	47"	96"	25"	.160"	.125"	19°
18 X2	150	38	18'6"	98"	1680	6/800	2	33"	45"	96"	25"	.160"	.125"	15°

* Smoker Craft uses diurnal EPA certified tanks which may hold less than listed content by approximately 10%.

Osprey

THE SPORTY SIDE OF SERIOUS FISHING



HONDA
MARINE

172 OSPREY

Shown with optional side jump seats.



STORAGE BOX



OPTIONAL SIDE JUMP SEAT AND
OPEN ROD STORAGE



FULL VINYL COCKPIT AND CASTING DECK



BOW LIVEWELL

STANDARD FEATURES


- Treated floor with lifetime warranty
- Full vinyl floor
- Elevated console
- Tachometer, speed, volt and fuel gauges
- Under console storage
- Open rod storage
- Tackle tray
- Toe holds
- Tilt steering
- In-floor fish box
- Fisherman's top with side, walk through and drop curtains
- Bow fish box/livewell
- Navigation lights
- Bilge pump



POPULAR OPTIONS

- Side Jump Seats
- Bow Mount Anchor Release
- Bow Rails
- Additional Fishing Seat
- Hydraulic Steering
- Trolling Motor Plug

COLOR OPTION




Pewter + White



HONDA
MARINE

162 OSPREY
Shown with optional side jump seats.



162 OSPREY

Shown with optional side jump seats.

	Maximum HP	Fuel Capacity* (gal.)	Length	Beam	Dry Weight (lb)	Capacity (Persons/lb)	Seats	Interior Depth	Depth	Transom Width	Transom Ht. (Engine)	Bottom Gauge	Side Gauge	Deadrise at Transom
172	150	25	17'4"	90"	1165	6/850	2	27"	41"	90"	20"	.100"	.100"	17°
162	115	23	16'4"	90"	1075	6/765	2	27"	39"	90"	20"	.100"	.100"	17°

* Smoker Craft uses diurnal EPA certified tanks which may hold less than listed content by approximately 10%.

Pro Tracer

LIGHTEN UP FOR EASIER TOWING

STANDARD FEATURES


- Treated floor with lifetime warranty
- Full vinyl floor
- Elevated console
- Fuel gauge
- Under console storage
- Bow storage
- Open rod storage
- Tackle tray
- Toe holds
- Bow livewell
- Bow rail
- Navigation lights
- Bilge pump
- Fisherman's top with side, walk through and drop curtains



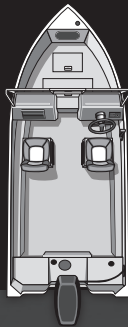
POPULAR OPTIONS

- Trolling Motor Plug
- Cleats (4)
- Downrigger Brackets
- Bow Mount Anchor Release
- Side Jump Seats
- Additional Fishing Seat

COLOR OPTION



Pewter + White



**HONDA
MARINE**


162 PRO TRACER
Shown with optional side jump seats.



PASSENGER CONSOLE



DRIVERS CONSOLE



OPEN ROD STORAGE



OPTIONAL SIDE-BY-SIDE JUMP SEATS

	Maximum HP	Fuel Capacity* (gal.)	Length	Beam	Dry Weight (lb)	Capacity (Persons/lb)	Seats	Interior Depth	Depth	Transom Width	Transom Ht. (Engine)	Bottom Gauge	Side Gauge	Deadrise at Transom
162	90	12	16'6"	82"	1025	6/815	2	24"	37"	79"	20"	.100"	.100"	10°



OPEN FOR ADVENTURE

Pro Lodge



162 PRO LODGE
Shown with optional trolling motor and sonar.

STANDARD FEATURES

- Treated floor with lifetime warranty
- Full vinyl floor
- Open rod storage
- Tackle tray
- Toe holds
- Bow storage
- Bow livewell
- Dual storage boxes with swivel seats
- Pedestal driver's seat
- Navigation lights
- Bilge pump



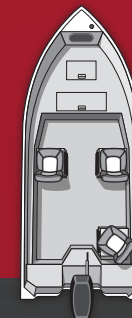
POPULAR OPTIONS

- Side Console
- 2 Downrigger Brackets
- Bow Mount Anchor Release
- Bow Rails
- Additional Fishing Seat
- Trolling Motor Plug

COLOR OPTION



Pewter + White



OPTIONAL SIDE CONSOLE



EXTRA-WIDE INTERIOR



SEAT BOX WITH STORAGE



	Maximum HP	Fuel Capacity* (gal.)	Length	Beam	Dry Weight (lb)	Capacity (Persons/lb)	Seats	Interior Depth	Depth	Transom Width	Transom Ht. (Engine)	Bottom Gauge	Side Gauge	Deadrise at Transom
160	60	12	16'6"	82"	850	6/815	2	24"	37"	79"	20"	.100"	.100"	10°

* Smoker Craft uses diurnal EPA certified tanks which may hold less than listed content by approximately 10%.

Pro Sportsman

STANDARD FEATURES

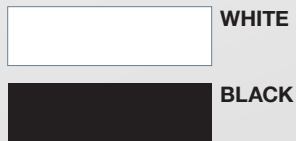
- Treated Floor with Lifetime Warranty
- Full Vinyl Floor
- Fuel Gauge
- Bow Storage
- Open Rod Storage
- Tackle Tray
- Toe Holds
- Livewell
- Upgraded Graphics



POPULAR OPTIONS

- Trolling Motor Plug
- Cleats (4)
- Downrigger Brackets
- Bow Mount Anchor Release
- Additional Fishing Seats
- Seat Box with Storage
- Bow Livewell

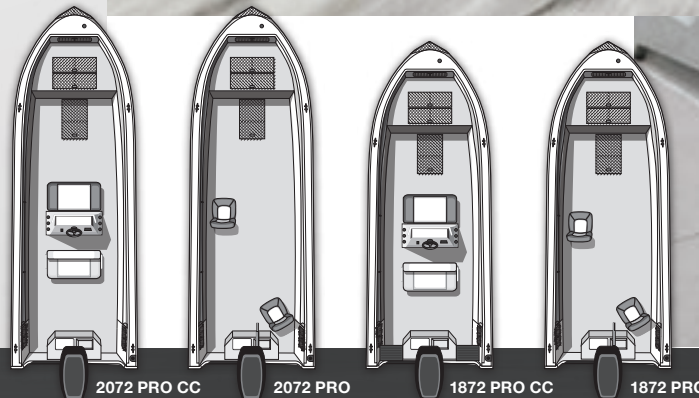
COLOR OPTIONS



2072 PRO SPORTSMAN



2072 PRO CC SPORTSMAN
Shown with optional center console.



2072 PRO CC

2072 PRO

1872 PRO CC

1872 PRO

TOE HOLDS



CENTER CONSOLE BENCH



CENTER CONSOLE

1872 PRO SPORTSMAN



	Maximum HP	Fuel Capacity* (gal.)	Length	Beam	Dry Weight (lb)	Capacity (Persons/lb)	Seats	Interior Depth	Depth	Transom Width	Transom Ht. (Engine)	Bottom Gauge	Side Gauge	Deadrise at Transom
2072 PRO CC	175	33	20'6"	99"	1778	6/850	2	27"	33.5"	92"	25"	.160"	.125"	10°
2072 PRO	150	33	20'6"	99"	1678	6/850	2	27"	33.5"	92"	25"	.160"	.125"	10°
1872 PRO CC	150	33	18'6"	99"	1518	6/800	2	27"	33.5"	92"	25"	.160"	.125"	14°
1872 PRO	100	33	18'6"	99"	1418	6/800	2	27"	33.5"	92"	25"	.160"	.125"	14°

Sportsman



1866 PRO SPORTSMAN
Shown with optional side console and stern rails.

STANDARD FEATURES

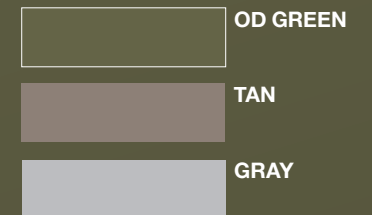
- Treated Floor with Lifetime Warranty
- Full Vinyl Floor
- Fuel Gauge
- Bow Storage
- Open Rod Storage
- Tackle Tray
- Toe Holds



POPULAR OPTIONS

- High-Back Seat with Swivel
- Seat Box with Storage
- Center Console
- Side Console
- Windscreen
- Trolling Motor Plug
- Cleats (4)
- Bow Rails
- Stern Rails
- Downrigger Brackets
- Bow Mount Anchor Release
- Additional Fishing Seats

COLOR OPTIONS



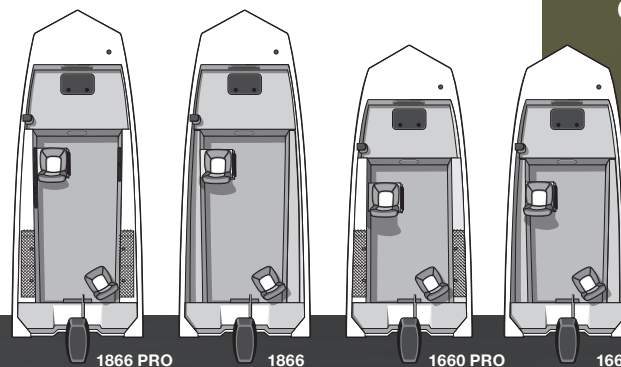
SEAT BOX WITH STORAGE



SIDE CONSOLE (1866, 1660)



OPTIONAL CENTER CONSOLE

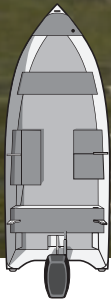
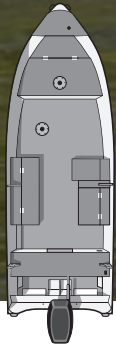


1866 PRO 1866 1660 PRO 1660



	Maximum HP	Fuel Capacity* (gal.)	Length	Beam	Dry Weight (lb)	Capacity (Persons/lb)	Seats	Interior Depth	Depth	Transom Width	Transom Ht. (Engine)	Bottom Gauge	Side Gauge	Deadrise at Transom
1866 PRO	90	32	18'7"	94"	875	6/825	2	26"	29"	92"	20"	.100"	.100"	10°
1866	90	32	18'7"	94"	875	6/825	2	26"	29"	92"	20"	.100"	.100"	10°
1660 PRO	70	17	16'7"	86"	700	6/825	2	23"	26"	88"	20"	.100"	.100"	10°
1660	70	17	16'7"	86"	700	6/825	2	23"	26"	88"	20"	.100"	.100"	10°

* Smoker Craft uses diurnal EPA certified tanks which may hold less than listed content by approximately 10%.



16' BIG FISHERMAN 14' BIG FISHERMAN



15' ALASKAN TS/TL
SPLIT SEAT DLX



13' ALASKAN TS/TL
SPLIT SEAT DLX



12' ALASKAN TS/TL



16' VOYAGER



14' VOYAGER



14' CANADIAN



12' CANADIAN



1648 JON



1448 JON



1436 JON



1232 JON



1032 JON




Utilities

	Maximum HP	Fuel Capacity (gal.)	Overall Length	Beam	Depth	Interior Depth	Transom Width	Transom Ht. (Engine)	Dry Weight (lb)	Maximum Persons	Maximum Capacity (lb)	Color	Bottom Gauge	Side Gauge	Rib Gauge
16' Big Fisherman	40	N/A	16'5"	70"	31"	22"	63"	LS	460	5	1100	Black	.070"	.060"	.064"
14' Big Fisherman	35	N/A	14'2"	68"	30"	22"	60"	LS/SS	395	4	1100	Black	.070"	.060"	.064"
15' Alaskan TL Split Seat DLX	35	N/A	14'11"	68"	27"	21"	59"	LS	270	4	850	Gray	.070"	.060"	.064"
15' Alaskan TS Split Seat DLX	35	N/A	14'11"	68"	27"	21"	59"	SS	270	4	850	Gray	.070"	.060"	.064"
13' Alaskan TL Split Seat DLX	25	N/A	12'11"	66"	26"	20"	56"	LS	225	3	700	Gray	.064"	.060"	.064"
13' Alaskan TS Split Seat DLX	25	N/A	12'11"	66"	26"	20"	56"	SS	225	3	700	Gray	.064"	.060"	.064"
12' Alaskan TL	15	N/A	11'10"	63"	24"	19"	56"	LS	185	3	700	Gray	.050"	.050"	.064"
12' Alaskan TS	15	N/A	11'10"	63"	24"	19"	56"	SS	185	3	700	Gray	.050"	.050"	.064"
16' Voyager	40	N/A	16'2"	68"	29"	20"	56"	LS	290	5	1100	Black	.100"	.060"	.064"
14' Voyager	35	N/A	14'2"	68"	30"	30"	60"	LS/SS	230	4	1000	Black	.070"	.060"	.064"
14' Voyager Split Seat	35	N/A	14'2"	68"	30"	30"	60"	LS/SS	230	4	1000	Black	.070"	.060"	.064"
14' Canadian	15	N/A	13'10"	59"	20"	20"	50"	SS	130	4	700	White	.050"	.050"	.050"
12' Canadian	10	N/A	11'9"	56"	20"	20"	50"	SS	112	3	600	White	.050"	.050"	.050"
1648 Jon	35	N/A	16'0"	72"	22"	22"	71"	LS/SS	295	4	900	Olive	.080"	.080"	.072"
1448 Jon	25	N/A	14'0"	72"	22"	22"	71"	LS/SS	260	3	900	Olive	.080"	.080"	.072"
1436 Jon	20	N/A	14'0"	57"	18"	18"	56"	SS	185	3	395	Olive	.080"	.080"	.064"
1232 Jon	6	N/A	12'0"	51"	16"	16"	50"	SS	120	2	390	Olive	.050"	.050"	.050"
1032 Jon	3	N/A	10'0"	51"	16"	16"	50"	SS	100	2	290	Olive	.050"	.050"	.050"



OPTIONAL CONSOLE

COLOR OPTIONS



FEATURES AND OPTIONS

Personalize and optimize your Smoker Craft and North American Angler

Talk with your dealer about these available performance upgrade packages.



POWER PACKAGE

Includes Trolling Motor with Quick Disconnect, Sonar Unit and Power Prep — Factory-Rigged Motor and Accessories.



ALL-WEATHER PACKAGE

Includes Mooring Cover, Snap-In Carpet and Fisherman's Top.



PREMIUM STEERING PACKAGE

Ask your dealer how you may optimize your boat's performance with premium steering options.



BERT'S CUSTOM TACKLE PACKAGES

Crafted to accommodate your personal angling gear, these tackle packages keep equipment in its place.

Smoker Craft Interior



DRIVER'S CONSOLE



OPTIONAL FLUSH-MOUNT SONAR



OPTIONAL DEPTH GAUGE



OPTIONAL SNAP-IN CARPET



OPTIONAL BOW CUSHIONS



OPTIONAL FLIP-UP JUMP SEAT



DELUXE FISHING SEAT



OPTIONAL ON BOARD BATTERY CHARGER


Smoker Craft Sound



STEREO



OPTIONAL KICKER STEREO



AUDIO SPEAKERS


Smoker Craft Tops and Enclosures



OPTIONAL FULL ENCLOSURE



OPTIONAL FISHERMAN'S TOP



OPTIONAL MOORING COVER

with a wide range of features and options.

North American Angler Interior



Smoker Craft Exterior



North American Angler Exterior



Smoker Craft Livewell Options

From evening dinner to that coveted trophy fish, Smoker Craft's FreshCatch aerated livewells keep every catch safe and fresh.

FRESHCATCH

Our aerated livewells are timed for convenience and feature a PowerStream nozzle, a single bilge and black thru-hulls.



FRESHCATCH PRO

Our pro livewells are aerated, timed and feature a recirculating pump to move more water and oxygen into the tanks to keep fish active. Highlights include black thru-hulls and PowerStream aerator and nozzle.



	20 X2 PHANTOM	20 X2 PHANTOM OS	18 X2 PHANTOM	172 OSPREY	162 OSPREY	162 PRO TRACER	160 PRO LODGE	2072 CC PRO SPORTSMAN	2072 PRO SPORTSMAN	1872CC PRO SPORTSMAN	1872 PRO SPORTSMAN	1866 PRO SPORTSMAN	1660 PRO SPORTSMAN	1866 SPORTSMAN	1660 SPORTSMAN	
COLORS																
Full Paint - Pewter Hull with Blue Stripe	S	S	S	•	•	•	•	•	•	•	•	•	•	•	•	•
Full Paint - Pewter Hull with Black Stripe	S	S	S	•	•	•	•	S	S	•	•	•	•	•	•	•
Full Paint - Pewter Hull with White Stripe	S	S	S	S	S	S	S	S	S	•	•	•	•	•	•	•
Full Paint - Tan	•	•	•	•	•	•	•	S	S	S	S	S	S	S	S	S
Full Paint - OD Green	•	•	•	•	•	•	•	•	•	S	S	S	S	S	S	S
Full Paint - Gray	•	•	•	•	•	•	•	•	•	S	S	S	S	S	S	S
HULL																
V-Hull	S	S	S	S	S	S	S	S	S	•	•	•	•	•	•	•
Mod V-Hull	•	•	•	•	•	•	•	•	•	S	S	S	S	S	S	S
FLOOR/CARPET																
Treated Floor with Lifetime Warranty	S	S	S	S	S	S	S	S	S	S	S	S	S	S	S	S
Vinyl Floor Covering	S	S	S	S	S	S	S	S	S	S	S	S	S	S	S	S
CONSOLE/DASH																
Safety Glass Windshield	•	•	•	•	•	S	•	•	•	•	•	•	•	•	•	•
Curved Safety Glass Windshield	•	•	•	S	S	•	•	•	•	•	•	•	•	•	•	•
Welded Safety Glass Windshield	S	S	S	•	•	•	•	•	•	•	•	•	•	•	•	•
Elevated Console	S	S	S	S	S	S	•	•	•	•	•	•	•	•	•	•
Tachometer	S	S	S	S	S	•	•	•	•	•	•	•	•	•	•	•
Speedometer	S	S	S	S	S	•	•	•	•	•	•	•	•	•	•	•
Volt Meter	S	S	S	S	S	•	•	S	S	•	•	•	•	•	•	•
Fuel Gauge	S	S	S	S	S	S	S	•	•	•	•	•	•	•	•	•
LIVWELL																
Stern Livewell (gal.)	•	•	•	•	•	•	•	•	•	•	•	•	•	•	•	•
Bow Livewell (gal.)	•	•	•	(26)	(26)	(26)	(26)	•	•	•	•	•	•	•	•	•
SEATING																
Seat Storage Boxes	•	•	•	•	•	•	2	0	0	0	0	0	0	0	0	0
Seat Storage Boxes with Hatch	•	•	•	•	•	2	3	•	•	•	•	•	•	•	•	•
Deluxe Helm & Companion	0	0	0	•	•	•	•	•	•	•	•	•	•	•	•	•
High-back Cushioned/Foldable	•	•	•	•	•	2	2	•	•	•	•	•	•	•	•	•
Pedestals	2	2	2	2	2	•	1	0	0	0	0	0	0	0	0	0
Jump Seats	0	0	0	0	0	0	0	•	•	•	•	•	•	•	•	•
STORAGE																
Under-console Storage with Shelf	S	S	S	S	S	S	•	•	•	•	•	•	•	•	•	•
Bow Storage	S	S	S	S	S	S	S	S	S	S	S	S	S	S	S	S
Open Rod Storage	S	S	S	S	S	S	S	S	S	S	S	S	S	S	S	S
MISCELLANEOUS																
Tackle Tray	S	S	S	S	S	S	S	S	S	S	S	S	S	S	S	S
Toe Holds	S	S	S	S	S	S	S	S	S	S	S	S	S	S	S	S
Navigation Lights	S	S	S	S	S	S	S	S	S	S	S	S	S	S	S	S
Steering	S	S	S	S	S	S	Tiller	Tiller	Tiller	Tiller	Tiller	Tiller	Tiller	Tiller	Tiller	Tiller
Tilt Steering	•	•	•	S	S	•	•	•	•	•	•	•	•	•	•	•
Hydraulic Tilt Steering	S	S	S	0	0	•	•	•	•	•	•	•	•	•	•	•
Bilge Pump	S	S	S	S	S	S	S	S	S	S	S	S	S	S	S	S
NMMA Certification	S	S	S	S	S	S	S	S	S	S	S	S	S	S	S	S
Injected Foam Flotation	S	S	S	S	S	S	S	S	S	S	S	S	S	S	S	S
Bow Rails	0	0	0	0	0	0	0	•	•	•	•	•	•	•	•	•
Coaming Gunnel with Watershed Channel	S	S	S	•	•	•	•	S	S	•	•	•	•	•	•	•
Cleats	S	S	S	•	•	•	•	S	S	•	•	•	•	•	•	•
In-floor Fish Box	0	•	0	S	S	•	•	•	•	•	•	•	•	•	•	•
Offshore Bracket with Auxiliary Mount	S	S	S	•	•	•	•	•	•	•	•	•	•	•	•	•
Bow Fish Box	S	S	S	S	S	S	S	S	S	•	•	•	•	•	•	•
Transom Fish Box with Sink Basin	S	S	S	•	•	•	•	•	•	•	•	•	•	•	•	•
Transom Doors	0	0	0	0	0	0	0	•	•	0	0	0	0	0	0	0
Wash-down Kit	0	0	0	0	0	0	0	0	0	0	0	0	0	0	0	0
Tower	0	0	0	0	0	0	0	•	•	0	0	0	0	0	0	0
CANVAS																
Fisherman's Top	0	0	0	S	S	S	•	•	•	•	•	•	•	•	•	•
Side Curtains	0	0	0	S	S	S	•	•	•	•	•	•	•	•	•	•
Walk-through Curtain	0	0	0	S	S	S	•	•	•	•	•	•	•	•	•	•
Drop Curtain	0	0	0	S	S	S	•	•	•	•	•	•	•	•	•	•



To see more information on our fine Smoker Craft boats, visit smokercraft.com


MODEL LINEUP

For five generations and counting, our family has focused on building top-quality boats that deliver real value. Each season we build on this heritage with great new models that deliver incredible fishing features and meet every budget. From our top-line Pro Mag and Explorer models to our American Angler welded boats and our versatile utilities, every Smoker Craft is designed and built by anglers just like you, and backed by the strongest warranty in the industry.



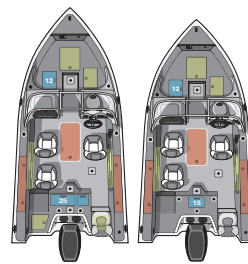
182 EXPLORER

PRO MAG SERIES



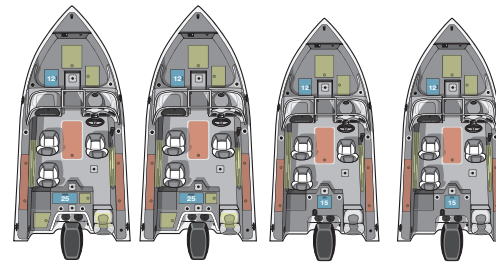
182 PRO MAG Standard Hydraulic Steering
172 PRO MAG
171 PRO MAG
162 PRO MAG
161 PRO MAG

EXPLORER SERIES




182 EXPLORER
172 EXPLORER

ULTIMA SERIES



182 ULTIMA Standard Hydraulic Steering
182 ULTIMA LEGACY Standard Hydraulic Steering
172 ULTIMA
172 ULTIMA LEGACY


PRO ANGLER SERIES



182 PRO ANGLER XL Standard Hydraulic Steering
172 PRO ANGLER XL

Featuring the **YARBLow** VENTILATION SYSTEM standard on all Pro Mag and Explorer Series boats.

AMERICAN ANGLER SERIES



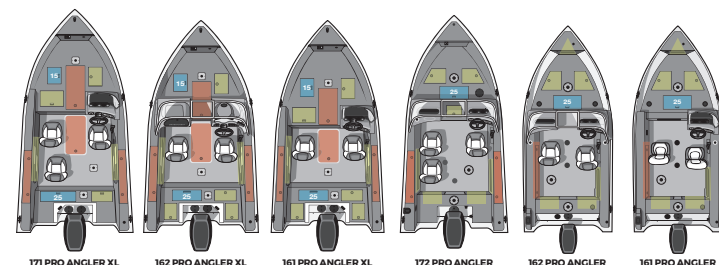
20 X2 PHANTOM
20 X2 PHANTOM OS
18 X2 PHANTOM
172 OSPREY
162 OSPREY
162 PRO TRACER
160 PRO LODGE
2072 PRO SPORTSMAN CC
2072 PRO SPORTSMAN
1872 PRO SPORTSMAN CC
1872 PRO SPORTSMAN
1866 SPORTSMAN
1866 PRO SPORTSMAN
1660 SPORTSMAN
1660 PRO SPORTSMAN



1872 PRO SPORTSMAN

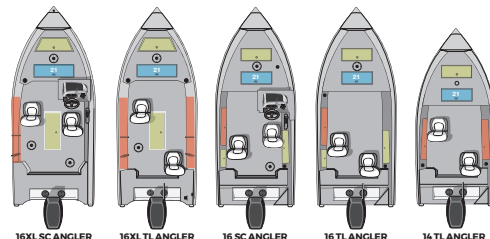


182 PRO MAG



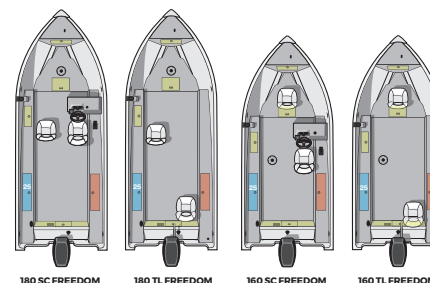
171 PRO ANGLER XL 162 PRO ANGLER XL 161 PRO ANGLER XL 172 PRO ANGLER 162 PRO ANGLER 161 PRO ANGLER

ANGLER SERIES



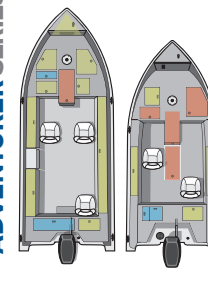
16XL SC ANGLER 16XL TL ANGLER 16 SC ANGLER 16 TL ANGLER 14 TL ANGLER

FREEDOM SERIES



180 SC FREEDOM 180 TL FREEDOM 160 SC FREEDOM 160 TL FREEDOM

ADVENTURER SERIES



180 ADVENTURER 160 ADVENTURER

RESORTER



151 RESORTER

PRO MAG SERIES

- POPULAR OPTIONS**
- All-Weather Package
 - Power Package
 - Trolling Motor with quick disconnect
 - Sonar Unit
 - Battery Charger
 - Full Enclosure
 - Fisherman's Top
 - Mooring Cover
 - Bow Cover
 - Hydraulic Steering
 - Additional Deluxe Fishing Seat
 - Snap-In Carpet
 - Depth Gauge

- COLOR OPTIONS**
- Blue
 - Electric Blue
 - White

EXPLORER SERIES

- POPULAR OPTIONS**
- All-Weather Package
 - Power Package
 - Trolling Motor with quick disconnect
 - Sonar Unit
 - Battery Charger
 - Full Enclosure
 - Fisherman's Top
 - Mooring Cover
 - Bow Cover
 - Additional Deluxe Fishing Seat
 - Flip-Down Jump Seat
 - Snap-In Carpet
 - Depth Gauge
 - Ski Pylon

- COLOR OPTIONS**
- Blue
 - White
 - Yellow

ULTIMA SERIES

- POPULAR OPTIONS**
- All-Weather Package
 - Power Package
 - Trolling Motor with quick disconnect
 - Sonar Unit
 - Battery Charger
 - Full Enclosure
 - Fisherman's Top
 - Mooring Cover
 - Bow Cover
 - Ski Tow
 - 60" Track Lock
 - Additional Deluxe Fishing Seat
 - Stainless Steel 2-Step
 - Boarding Ladder
 - Snap-In Carpet
 - Depth Gauge
 - Hydraulic Steering
 - Extreme Steering
 - Tilt Steering

- COLOR OPTIONS**
- Blue
 - White
 - Black with White Strip and Red Graphic (Legacy)
 - Black with White Stripe and Gray Graphic (Legacy)

PRO ANGLER SERIES

- POPULAR OPTIONS**
- All-Weather Package (162, 172, 182)
 - Power Package
 - Trolling Motor with quick disconnect
 - Sonar Unit
 - Battery Charger
 - Additional Deluxe Fishing Seat
 - Flip Down Split Bench Seat (162, 172)
 - Full Enclosure
 - Fisherman's Top
 - Mooring Cover
 - Bow or Cockpit Cover
 - Stainless Steel 2-Step Boarding Ladder
 - Snap-In Carpet
 - Depth Gauge
 - AM/FM Stereo (161, 161XL, 162XL, 172)
 - Snap-In Carpet
 - Hydraulic Steering
 - Extreme Steering
 - No Feedback Tilt Steering

- COLOR OPTIONS**
- White (XL)
 - White
 - Red (non XL)
 - White (non XL)

ANGLER SERIES

- POPULAR OPTIONS**
- Humminbird HELIX 5 GPS with Raw Mount
 - Trolling Motor
 - Snap-on Mooring Cover
 - Additional Fishing Seat
 - Power Pedestal
 - Seat Slider

- COLOR OPTIONS**
- White

FREEDOM SERIES

- POPULAR OPTIONS**
- Snap-on Mooring Cover
 - Additional Fishing Seat
 - Power Pedestal
 - Seat Slider

- COLOR OPTIONS**
- Camel
 - Black

ADVENTURER SERIES

- POPULAR OPTIONS**
- Power Package
 - Trolling Motor with quick disconnect
 - Battery Charger
 - Additional Fishing Seat
 - Snap-In Carpet
 - Mooring Cover
 - AM/FM/Bluetooth® Stereo
 - Sonar Unit
 - Depth Gauge

- COLOR OPTION**
- Black

RESORTER

- POPULAR OPTIONS**
- Power Package
 - Trolling Motor with quick disconnect
 - Battery Charger
 - Additional Deluxe Fishing Seat
 - Mooring Cover
 - Depth Gauge
 - Bonus Package

- COLOR OPTION**
- Black

AMERICAN ANGLER SERIES

- POPULAR OPTIONS**
- Side Jump Seats
 - Bow Rails
 - Wash Kit
 - Deluxe Helm Seat
 - Full Enclosure
- COLOR OPTIONS**
- Phantom
 - Osprey
 - Pro Tracer
 - Pro Lodge
 - Sportsman
 - White
 - White
 - White
 - Tan, Gray



SMOKER CRAFT

TO SEE MORE INFORMATION ON OUR FINE
SMOKER CRAFT BOATS, VISIT SMOKERCRAFT.COM

TO TALK TO THE DEALER NEAREST YOU, DIAL 866-719-7873.
Connects directly to dealer. Please call during business hours.



In the interest of continually developing the finest products possible, Smoker Craft reserves the right to change products and specifications without notice. All representations in this catalog are believed to be correct at the time of publication. Some optional equipment may be shown in some photographs. Some models may not be available outside the United States. Printed in U.S.A. 12/18

FOLLOW US

