

SURE-TRAC

SMART - CONFIDENT - PROVEN



THE TRAILER BOOK

PROFESSIONAL OPEN & ENCLOSED TRAILERS



SMART

We employ the latest CAD/CAM technologies to optimize design, giving you the durability, carrying capacity and features that make Sure-Trac the smart choice.



CONFIDENT

With our industry leading warranty, you can be confident we will stand behind your Sure-Trac trailer for years to come.

- 3-Year Frame and Component Overall Protection
- 1-Year Tire Hazard and Abuse Protection
- 5-Year Standard Tire Warranty
- 5-Year Axle and Suspension Warranty

See details at sure-trac.com
















PROVEN

“In my line of work, reliability of my equipment in all kinds of conditions is critical to success. I depend on my Sure-Trac trailers from planting through harvest.”

– Kyle, Farmer



	LANDSCAPE AND UTILITY TRAILERS	1
	GALVANIZED UTILITY TRAILERS	9
	CAR HAULER TRAILERS	12
	HYDRAULIC DUMP TRAILERS	16
	EQUIPMENT TRAILERS	27
	DECKOVER TRAILERS	33
	OPEN TRAILER OPTIONS	42
	ENCLOSED TRAILERS	43
	ENCLOSED TRAILER OPTIONS	51
		52

LANDSCAPE AND UTILITY TRAILERS



**Features Based on Tube Top Models*

Self-Retained Gate Pins

With no loose components, your pins are always where you need them.

**Setback Jack***

Conveniently located so you can safely lower your tailgate without hitting the jack.

**Fold Flat HD Ramp Gate**

Heavy duty square tube construction offers proven durability.

**Spring Assist Gate***

Spring assistance allows you to lower and raise the gate with less effort.

**Self-Adjusting Brakes**

Adjusting during every forward stop provides shorter braking distance and prevents premature brake liner wear.

**Radial Tires**

Provide a smoother, softer ride and longer tire life.



We carefully choose dealers who represent Sure-Trac with integrity and great customer service, but most of all, we work with people we trust.



Sealed Rubber Mounted LED Lights



Spring Assist Gate



Zinc Plated Setback Jack



Spare Tire Carrier



New Standard Stake Pockets



SURE-TRAC DIFFERENCE

- Fold Flat HD Ramp Gate
- Spring Assist Ramp Gate
- Self-Retained Gate Pins
- Zinc Plated Setback Jack
- Sealed LED Lights
- Protected Wiring

FEATURES

- Gel Filled Electrical Connectors
- Pressure Treated 2 x 6 Decking

- Easy Lube Hubs
- 15" Radial Tires
- Self-Adjust Brakes

- 2 x 2 Tube Top Rail
- Tube Uprights
- Front and Rear Board Retainers
- Spare Tire Mount
- Stake Pockets
- HD Tread Plate Fenders

OPTIONS

- Gate Upgrades
- Wheel Upgrades
- Color Options
- Contact Your Local Dealer for More Options

SPECIFICATIONS

	6' x 12'	7' x 12'	7' x 14' SA	7' x 14' TA	7' x 16'
GVWR (lbs)	2990	2990	2990	7000	7000
GAWR (lbs/axle)	3500	3500	3500	3500	3500
Curb Weight (lbs)	1320	1370	1450	1740	1910
Payload (lbs)	1670	1620	1540	5260	5090
Coupler	2" Ball		2-5/16" Ball		
Electric Plug	4-Way Flat		7-Way Round		
Overall Length	185"	185"	209"	209"	233"
Bed Length	144"	144"	168"	168"	192"
Bed Width	71.5"	81.5"	81.5"	81.5"	81.5"
Deck Height	18"	18"	18"	18"	18"
Coupler Height	16"	16"	16"	16"	16"



ANGLE IRON UTILITY




A-Frame Tongue



DOT Approved Lighting



Fold Flat HD Ramp Gate



SURE-TRAC DIFFERENCE

Fold Flat HD Ramp Gate
Self-Retained Gate Pins
Zinc Plated Jack

FEATURES

DOT Approved Lights
Gel Filled Electrical Connectors
Pressure Treated 2 x 6 Decking

Easy Lube Hubs
15" Radial Tires
Self-Adjust Brakes

Board Retainers Front and Back
HD Tread Plate Fenders

OPTIONS

Gate Options
Spare Tire Mount
Wheel Upgrades
Spare Tire
Color Options
Contact Your Local Dealer
for More Options

SPECIFICATIONS	5' x 8' 3K	5' x 10'	6' x 10'	6' x 12'	7' x 12'	7' x 16'
GVWR (lbs)	2990	2990	2990	2990	2990	7000
GAWR (lbs/axle)	3500	3500	3500	3500	3500	3500
Curb Weight (lbs)	890	960	990	1115	1300	1820
Payload (lbs)	2100	2030	2000	1875	1690	5180
Coupler			2" Ball			2-5/16" Ball
Electric Plug			4-Way Flat			7-Way Round
Overall Length	137"	161"	161"	185"	185"	233"
Bed Length	96"	120"	120"	144"	144"	192"
Bed Width	61.5"	61.5"	71.5"	71.5"	71.5"	81.5"
Deck Height	18"	18"	18"	18"	18"	18"
Coupler Height	16"	16"	16"	16"	16"	16"



Self-Retained Gate Pins



Board Retainer



Zinc Plated Setback Jack



Spare Tire Carrier



Spring Assist Gate



Shown with Optional Adjustable Coupler



New Standard 7k Dropleg Jack, 3 x 2 Tube Top Rail, Ladder Reinforced Ramp Gate on 10K Model

SURE-TRAC DIFFERENCE

- Fold Flat HD Ramp Gate
- Spring Assist Ramp Gate
- Self-Retained Gate Pins
- Zinc Plated Setback Jack
- Sealed LED Lights
- Protected Wiring

FEATURES

- Gel Filled Electrical Connectors
- Pressure Treated 2 x 6 Decking

- Easy Lube Hubs
- 15" Radial Tires
- Self-Adjust Brakes

- 2 x 2 Tube Top Rail (3 x 2 on 10K)
- Tube Uprights
- Front and Rear Board Retainers
- Spare Tire Mount
- HD Tread Plate Fenders
- Stake Pockets

OPTIONS

- Gate Upgrades
- Wheel Upgrades
- Color Options
- Contact Your Local Dealer for More Options

SPECIFICATIONS	5' x 8' 3K	5' x 10'	6' x 10'	6' x 12'	7' x 12'	7' x 14' SA	7' x 14' TA	7' x 16' 7K/10K	7' x 18' 7K/10K	7' x 20' 7K/10K
GVWR (lbs)	2990	2990	2990	2990	2990	2990	7000	7000/9900	7000/9900	7000/9900
GAWR (lbs/axle)	3500	3500	3500	3500	3500	3500	3500	3500/5000	3500/5000	3500/5000
Curb Weight (lbs)	890	960	990	1115	1300	1420	1700	1820/2530	2200/2650	2410/2770
Payload (lbs)	2100	2030	2000	1875	1690	1570	5300	5180/7370	4800/7250	4590/7130
Coupler					2" Ball				2-5/16" Ball	
Electric Plug					4-Way Flat				7-Way Round	
Overall Length	137"	161"	161"	185"	185"	209"	209"	233"	257"	281"
Bed Length	96"	120"	120"	144"	144"	168"	168"	192"	216"	240"
Bed Width	61.5"	61.5"	71.5"	71.5"	81.5"	81.5"	81.5"	81.5"	81.5"	81.5"
Deck Height	18"	18"	18"	18"	18"	18"	18"	18"/19.5"	18"/19.5"	18"/19.5"
Coupler Height	16"	16"	16"	16"	16"	16"	16"	16"/17"	16"/17"	16"/17"



Sealed Rubber Mounted LED Lights



Board Retainers



Spring Assist Gate



New Standard D-Rings



Fold Flat HD Ramp Gate



SURE-TRAC DIFFERENCE

- Fold Flat HD Ramp Gate
- Spring Assist Ramp Gate
- Self-Retained Gate Pins
- Zinc Plated Setback Jack
- Sealed LED Lights
- Protected Wiring

FEATURES

- Gel Filled Electrical Connectors
- Pressure Treated 2 x 6 Decking

- Easy Lube Hubs
- 15" Radial Tires
- Self-Adjust Brakes

- 14" Solid Steel Sides
- 4" Tie Down Rail
- Front and Rear Board Retainers
- Spare Tire Mount
- D-Rings
- HD Tread Plate Fenders

OPTIONS

- Gate Upgrades
- Wheel Upgrades
- Color Options
- Contact Your Local Dealer for More Options

SPECIFICATIONS

	5' x 8'	5' x 10'	6' x 10'	6' x 12'	7' x 12'	7' x 16'
GVWR (lbs)	2990	2990	2990	2990	2990	7000
GAWR (lbs/axle)	3500	3500	3500	3500	3500	3500
Curb Weight (lbs)	980	1060	1110	1230	1380	1950
Payload (lbs)	2010	1930	1880	1760	1610	5050
Coupler			2" Ball			2-5/16" Ball
Electric Plug			4-Way Plug			7-Way Round
Overall Length	137"	161"	161"	185"	185"	233"
Bed Length	96"	120"	120"	144"	144"	192"
Bed Width	61.5"	61.5"	71.5"	71.5"	81.5"	81.5"
Deck Height	18"	18"	18"	18"	18"	18"
Coupler Height	16"	16"	16"	16"	16"	16"

GALVANIZED UTILITY TRAILERS





GALVANIZED HOMEOWNER TILT BED



Rust Proof Polymer Fender



Protected DOT Lighting



Spare Tire Carrier



Removable Steel High Side Kit

Optional

Galvanized for long-term protection against rust and corrosion in harsh environments



Shown with Optional Galvanized Steel High Side Kit, Spare Tire and Galvanized Rims

Designed with High Tensile Steel to provide the ultimate strength-to-weight ratio

SURE-TRAC DIFFERENCE

- Galvanized High Tensile Steel Frame
- Polymer Dent Resistant Fenders
- Zinc Plated 2" Coupler
- Zinc Plated Jack
- Protected Wiring

FEATURES

- DOT Approved Lighting
- 5/4 Pressure Treated Deck

- 2K Slipper Spring Axle
- Easy Lube Hubs
- 13" Radial Tires

- (4) Stake Pockets
- Front Tire Stops

OPTIONS

- Galvanized Steel Side Kit with Spare Tire Carrier
- Wheel Options
- Contact Your Local Dealer for More Options

Patent No. 8,985,664, 9,254,777 & 9,403,567

SPECIFICATIONS

5' x 8'

GVWR (lbs)	2000
GAWR (lbs/axle)	2000
Curb Weight (lbs)	350
Payload (lbs)	1650
Coupler	2" Ball
Suspension	Slipper Spring
Electric Plug	4-Way Flat
Overall Length	137"
Bed Length	97"
Bed Width	60.5"
Deck Height	19.5"
Coupler Height	14"



Self-Retained Gate Pins



2000 lb Tie-Downs



Board Retainers



Sealed Rubber Mounted LED Lights



Shown with Optional Spare Tire

Galvanized for long-term protection against rust and corrosion in harsh environments



Designed with High Tensile Steel to provide the ultimate strength-to-weight ratio

SURE-TRAC DIFFERENCE

- Fold Flat HD Ramp Gate
- Spring Assist Ramp Gate
- Self-Retained Gate Pins
- Zinc Plated Setback Jack
- Sealed LED Lights
- Protected Wiring

FEATURES

- Gel Filled Electrical Connectors
- Pressure Treated 2 x 6 Decking

- Easy Lube Hubs
- 15" Radial Tires
- Self-Adjust Brakes

- 100% Galvanized Frame and Side Panels
- Zinc Plated Coupler
- Board Retainers Front and Back
- Tie Downs Inside Bed (4 SA, 6 TA)
- Spare Tire Carrier

OPTIONS

- Spare Tire
- Wheel Options
- Contact Your Local Dealer for More Options

Patent No. 8,985,664, 9,254,777 & 9,403,567

SPECIFICATIONS

	5' x 8'	5' x 10'	6' x 10'	6' x 12'	7' x 12'	7' x 16' TA
GVWR (lbs)	2990	2990	2990	2990	2990	7000
GAWR (lbs/axle)	3500	3500	3500	3500	3500	3500
Curb Weight (lbs)	730	840	940	1060	1090	1630
Payload (lbs)	2260	2150	2050	1930	1900	5370
Coupler			2" Ball			2-5/16" Ball
Electric Plug			4-Way Flat			7-Way Round
Overall Length	141"	165"	165"	189"	189"	240"
Bed Length	98"	122"	122"	146"	146"	194"
Bed Width	59.75"	59.75"	71.75"	71.75"	81.75"	81.75"
Deck Height	18"	18"	18"	18"	18"	18"
Side Rail Height	12"	12"	12"	12"	12"	12"
Coupler Height	16"	16"	16"	16"	16"	16"



CAR HAULER TRAILERS



Easy Access Ramp Storage



Diamond Tread Beavertail



D-Rings



Sealed Rubber Mounted LED Lights



Fender Step



New Standard Zinc Plated Setback Jack - 7K Model



New Standard 7K Dropleg Jack on 10K Models

SURE-TRAC DIFFERENCE

- HD Tread Plate Fenders
- Sealed LED Lighting
- EverLink™ - High Performance Wiring Harness
- Sealed Brake Connections

FEATURES

- Gel Filled Electrical Connectors
- Pressure Treated 2 x 6 Decking

- Easy Lube Hubs
- 15" Radial Tires
- Self-Adjust Brakes

- Setback Jack
- 2' Tread Plate Beavertail
- Front and Rear Board Retainers
- Spare Tire Mount
- Stake Pockets
- (4) D-Rings
- Slide-In 5' Fabricated Ramps

OPTIONS


- Coupler Upgrades
- Jack Upgrades
- Wheel Upgrades
- Color Options
- Contact Your Local Dealer for More Options

SPECIFICATIONS

	7' x 16'	7' x 18'	7' x 20'	7' x 18'	7' x 20'
GVWR (lbs)	7000	7000	7000	9900	9900
GAWR (lbs/axle)	3500	3500	3500	5000	5000
Curb Weight (lbs)	1940	2080	2200	2380	2550
Payload (lbs)	5060	4920	4800	7520	7350
Coupler			2-5/16" Ball		
Electric Plug			7-Way Round		
Overall Length	248"	312"	336"	312"	336"
Deck Length - Flat	168"	192"	216"	192"	216"
Between Fenders	82"	82"	82"	82"	82"
Deck Height	21"	21"	21"	23"	23"
Coupler Height	17"	17"	17"	18"	18"



STEEL DECK CAR HAULER



Fender Step



D-Rings



Ramp Storage



New Standard Zinc Plated Setback Jack - 7K Model



Sure-Flow™ Aerodynamic Bulkhead



Spare Tire Carrier



Removable Fender (Driver's Side)



New Standard 7K Dropleg Jack on 10K Models



SURE-TRAC DIFFERENCE

- Sure-Flow™ Aerodynamic Bulkhead
- Heavy Duty Steel Bulkhead
- HD Tread Plate Fenders
- Sealed LED Lighting
- EverLink™ - High Performance Wiring Harness
- Sealed Brake Connections

FEATURES

- Easy Lube Hubs
- 15" Radial Tires
- Self-Adjust Brakes
- Setback Jack
- Tube Main Frame
- Tubular Full Wrapped Tongue
- 4" Beavertail
- Removable Fender (Driver's Side)

- Stake Pockets and Rub Rail
- (4) D-Rings
- Spare Tire Mount
- Slide-In 5' Fabricated Ramps

OPTIONS

- Coupler Upgrades
- Jack Upgrades
- Wheel Upgrades
- Color Options
- Contact Your Local Dealer for More Options

SPECIFICATIONS

	7' x 18'	7' x 20'	7' x 18'	7' x 20'
GVWR (lbs)	7000	7000	9900	9900
GAWR (lbs/axle)	3500	3500	5000	5000
Curb Weight (lbs)	1940	2085	2240	2320
Payload (lbs)	5060	4915	7660	7580
Coupler	2-5/16" Ball			
Electric Plug	7-Way Round			
Overall Length	264"	288"	264"	288"
Bed Length Flat	168"	192"	168"	192"
Beavertail Drop Length	48"	48"	48"	48"
Between Fenders	82"	82"	82"	82"
Deck Height	21.5"	21.5"	23"	23"
Coupler Height	17"	17"	18"	18"



TILT BED CAR HAULER



Safety Chain Holders



D-Rings



Self-Retained Safety Tilt Pins



Removable Fender (Driver's Side)



Sure-Flow™ Aerodynamic Bulkhead

Available in Electric Hydraulic Power Up/Power Down Version

SURE-TRAC DIFFERENCE

- Sure-Flow™ Aerodynamic Bulkhead
- Heavy Duty Steel Bulkhead
- HD Tread Plate Fenders
- Sealed LED Lighting
- Sealed Brake Connections

FEATURES

- Gel Filled Electrical Connectors
- Pressure Treated 2 x 6 Decking

- Easy Lube Hubs
- 15" Radial Tires
- Self-Adjust Brakes

- 7K Dropleg Jack
- Tube Main Frame
- Tubular Full Wrapped Tongue
- Removable Fender (Driver's Side)
- Stake Pockets and Rub Rail
- (4) D-Rings
- Spare Tire Mount

OPTIONS

- Coupler Upgrades
- Electric Hydraulic Tilt
- Wheel Upgrades
- Color Options
- Contact Your Local Dealer for More Options

SPECIFICATIONS

	7' x 18'	7' x 20'	7' x 18'	7' x 20'
GVWR (lbs)	7000	7000	9900	9900
GAWR (lbs/axle)	3500	3500	5000	5000
Curb Weight (lbs)	2110	2190	2180	2255
Payload (lbs)	4890	4810	7720	7645
Coupler			2-5/16" Ball	
Electric Plug			7-Way Round	
Overall Length	276"	300"	276"	300"
Bed Length Flat	216"	240"	216"	240"
Between Fenders	82"	82"	82"	82"
Deck Height	22.5"	22.5"	23"	23"



HYDRAULIC DUMP TRAILERS



Every day we work hard to make our products better and your life easier. Sure-Trac products reflect the pride we take in smart design, great fit and finish, and proven performance.



HYDRAULIC DUMP TRAILERS - THE SURE-TRAC DIFFERENCE

**Features Based on Heavy Duty Low Profile Models*



Under Body Secure Tool Storage*
Conveniently and securely store your tools.



Smart Integrated Side Panels
A smooth and sleek appeal that provides more structural support.



NEW

110 Volt Battery Charger*
Easy access to charge your battery.



Multi-Function Gate*
Evenly distribute your load with the spreader option or open the barn doors for easy access.



Slipper Spring Suspension
Heavy duty suspension provides more durability and stability to the trailer than dual eye springs.



Sealed Brake Connections
Sealed connection withstands exposure to extreme environments.



Tarp Tie-Downs



D-Rings



Removable Front and Rear Panels Serve as Ramps

SURE-TRAC DIFFERENCE

- Low Profile Deckover with 10" Wheels
- Removable Front and Rear Panels that Serve as Ramps
- Swivel Jack with Caster Wheel
- All LED Lights

FEATURES

- Deep Cycle Battery
- Remote Holster
- Power Up, Power Down Hydraulics (Single Ram)

- Easy Lube Hubs
- 10" Bias Tires

- Detachable Tongue
- Welded Tubular Steel Main Frame
- (4) D-Ring Tie-Downs
- 12" Tall Sides

OPTIONS

- Chargers
- Tarp Kit
- Spare Tire Mount
- Color Options
- Contact Your Local Dealer for More Options

SPECIFICATIONS

4.5' x 8'

Style	Deckover
GAWR (lbs)	2990
GAWR (lbs/axle)	3500
Curb Weight (lbs)	940
Coupler	2" Ball
Electric Plug	4-Way
Overall Length	142.5"
Bed Length Inside	100"
Bed Width Inside	54"
Bed Height Inside	12"
Deck Height	24"
Coupler Height	17"



LOW PROFILE HOMEOWNER DUMP



Spreader/Pickup Style Rear Door



Sealed Brake Connections



Stake Pockets



Tarp Mount



SURE-TRAC DIFFERENCE

- Integrated Side Body Stiffening System
- Integrated Tarp Mount
- All LED Lights
- EverLink™ - High Performance Wiring Harness
- Sealed Brake Connections

FEATURES

- Power Up, Power Down Hydraulics (Single Ram)
- Deep Cycle Marine Grade Battery

- Easy Lube Hubs
- 15" Radial Tires
- Self-Adjust Brakes

- Zinc Plated Jack
- Spreader/Pickup Style Gate
- Tongue Mounted HD Control Box with Key Lock
- HD Tread Plate Fenders
- Stake Pockets
- (5) D-Ring Tie-Downs
- Spare Tire Mount

OPTIONS

- Gate Options
- Battery Chargers
- Tarp Kit
- Wheel Options
- Color Options
- Contact Your Local Dealer for More Options

SPECIFICATIONS

	5' x 8'	5' x 10'
GVWR (lbs)	5000	7000
GAWR (lbs/axle)	5000	3500
Curb Weight (lbs)	1520	1860
Payload (lbs)	3480	5140
Coupler	2" A-Frame Ball	2-5/16" A-Frame Ball
Electric Plug	7-Way Round	
Overall Length	144"	165"
Bed Length Inside	96"	120"
Bed Width Inside	62"	62"
Bed Height Inside	16"	16"
Deck Height	25"	26"
Coupler Height	15.5"	15.5"



SD LOW PROFILE DUMP




New Standard Multi-Function Gate - 10K Model



LED Lights



Sealed Brake Connections



Stake Pockets



New Standard 7K Dropleg Jack, Ramps and Combo Gate on 10K Models



SURE-TRAC DIFFERENCE

- Integrated Side Body Stiffening System
- Integrated Tarp Mount
- All LED Lights
- EverLink™ - High Performance Wiring Harness
- Sealed Brake Connections

FEATURES

- Power Up, Power Down Hydraulics (Single Ram)
- Power Up, Gravity Down Hydraulics (Scissor and Telescopic)
- Deep Cycle Marine Grade Battery

- Easy Lube Hubs
- 15" Radial Tires
- Self-Adjust Brakes

- 7K Dropleg Jack (10K Model)
- Combo Barn Door Spreader Gate with Cambar (10K Model)
- Tongue Mounted HD Control Box with Key Lock
- HD Tread Plate Fenders
- (5) D-Ring Tie-Downs
- Spare Tire Mount
- Ramps (10K Model)
- Stake Pockets
- Side Steps

OPTIONS

- Gate Options
- Battery Chargers
- Tarp Kit
- Wheel Options
- Color Options
- Contact Your Local Dealer for More Options

SPECIFICATIONS

	6' x 10'	6' x 10'	6' x 12'
GVWR (lbs)	7000	9900	9900
GAWR (lbs/axle)	3500	5000	5000
Curb Weight (lbs) - Single Ram	2785	2950	3100
Curb Weight (lbs) - Scissor	N/A	3015	3175
Curb Weight (lbs) - Telescopic	N/A	3015	3175
Payload (lbs) - Single Ram	4215	6950	6800
Payload (lbs) - Scissor	N/A	6885	6725
Payload (lbs) - Telescopic	N/A	6885	6725
Coupler	2-5/16" A-Frame		
Electric Plug	7-Way Round		
Overall Length	174"	174"	201"
Bed Width Inside	72"	72"	72"
Bed Length Inside	120"	120"	144"
Bed Height Inside	20"	20"	20"
Coupler Height	18"	18"	18"




SD DECKOVER DUMP



Stake Pockets



Tarp Mount



Shown with Optional Tarp Kit

SURE-TRAC DIFFERENCE

- Integrated Side Body Stiffening System
- Integrated Tarp Mount
- All LED Lights
- EverLink™ - High Performance Wiring Harness
- Sealed Brake Connections

FEATURES

- Power Up, Power Down Hydraulics (Single Ram)
- Deep Cycle Marine Grade Battery

- Easy Lube Hubs
- 15" Radial Tires
- Self-Adjust Brakes

- Zinc Plated Jack
- Spreader/Pick-Up Style Gate
- Tongue Mounted HD Control Box with Key Lock
- Stake Pockets
- (5) D-Ring Tie-Downs
- Spare Tire Mount

OPTIONS


- Gate Options
- Battery Chargers
- Tarp Kit
- Wheel Options
- Color Options
- Contact Your Local Dealer for More Options

SPECIFICATIONS

	6' x 10'	6' x 10'
GVWR (lbs)	7000	9900
GAWR (lbs/axle)	3500	5000
Curb Weight (lbs)	1820	1940
Payload (lbs)	5180	7960
Coupler	2-5/16" A-Frame Ball Coupler	
Electric Plug	7-Way Round	
Overall Length	159"	159"
Bed Length Inside	120"	120"
Bed Width Inside	71.5"	71.5"
Bed Height Inside	16"	16"
Deck Height	33"	33"
Coupler Height	21"	21"



HD LOW PROFILE DUMP



Spare Tire Mount



Weather Resistant Pump/Battery Box



Sealed Brake Connections



Under Body Tool Secure Storage



Easy Access Ramp Storage



Multi-Function Gate



Slipper Spring Suspension



New Standard 110 Volt Battery Charger

Scissor Hoist



Shown in Color Option Charcoal

SURE-TRAC DIFFERENCE

- Integrated Side Body Stiffening System
- Integrated Tarp Mount
- Underbody Secure Tool Storage
- Combo Barn Door Spreader Gate with Cambar
- All LED Lights
- Slipper Springs
- Sealed Brake Connections

FEATURES

- EverLink™ - High Performance Wiring Harness
- Power Up, Power Down Hydraulics (Single Ram)
- Power Up, Gravity Down Hydraulics (Scissor and Telescopic)
- Deep Cycle Marine Grade Battery
- 110 Volt Battery Charger

- Easy Lube Hubs
- 16" Radial Tires
- Self-Adjust Brakes

- 7K Setback Jack
- 2-5/16" Adjustable Coupler
- Tongue Mounted HD Control Box with Key Lock
- 10 Gauge Floor
- HD Tread Plate Fenders
- Side Steps
- (5) D-Ring Tie-Downs
- Spare Tire Mount
- Ramps (Stored Underneath Bed)
- Stake Pockets

OPTIONS

- Tarp Kit
- Wheel Options
- Color Options
- Contact Your Local Dealer for More Options



New Standard Adjustable Coupler/Setback Jack

Dual Ram



*Check out our
YouTube channel for
a hoist comparison*



Telescopic

Available on 12' and 14' Trailers



Shown in Color Option Red

*Less Stress on Frame Due to
Front-lifting Action*

SPECIFICATIONS

	82" x 12'	82" x 14'	82" x 16'
GVWR (lbs)	12000	14000	14000
GAWR (lbs/axle)	6000	7000	7000
Curb Weight (lbs) - Dual Ram	3240	3600	3960
Curb Weight (lbs) - Scissor	3400	3800	4160
Curb Weight (lbs) - Telescopic	3240	3600	N/A
Payload (lbs) - Dual Ram	8760	10400	10040
Payload (lbs) - Scissor	8600	10200	9840
Payload (lbs) - Telescopic	8760	10400	N/A
Suspension	Slipper Spring		
Coupler	Adjustable 2-5/16"		
Electric Plug	7-Way Round		
Overall Length	198"	222"	246"
Bed Length Inside	144"	168"	192"
Bed Width Inside	82"	82"	82"
Bed Height Inside	24"	24"	24"
Deck Height	29"	29"	29"
Coupler Height	Adjustable 19-27"		
Hydraulic Hoist - Dual Ram	Dual Ram, Power Up, Power Down		
Hydraulic Hoist - Scissor	Power Up, Gravity Down		
Hydraulic Hoist - Telescopic	Power Up, Gravity Down		



HD DECKOVER DUMP WITH FOLD-DOWN SIDES



Self-Retained Side Panel Latch



Easy Fold-Down Side Panels



Cambar Rear Door Latch



Slipper Spring Suspension




All LED Lights



Easy Access Ramp Storage



Sealed Brake Connections



Adjustable Coupler/Setback Jack



Shown with Optional Tarp Kit



SURE-TRAC DIFFERENCE

- Integrated Side Body Stiffening System
- Integrated Tarp Mount
- Underbody Spare Tire Tub
- Combo Barn Door Spreader Gate with Cambar
- All LED Lights
- Slipper Springs
- Sealed Brake Connections

FEATURES

- EverLink™ - High Performance Wiring Harness
- Power Up, Gravity Down Hydraulics (Scissor)
- Deep Cycle Marine Grade Battery
- 110 Volt Battery Charger

- Easy Lube Hubs
- 16" Radial Tires
- Self-Adjust Brakes

- 7K Dropleg Jack
- Tongue Mounted HD Control Box with Key Lock
- 10 Gauge Floor
- 20" Fold-Down Sides
- (5) D-Ring Tie-Downs
- Ramps (Stored Underneath Bed)

OPTIONS

- Battery Chargers
- Tarp Kit
- Wheel Options
- Color Options
- Contact Your Local Dealer for More Options



New Standard 110 Volt Battery Charger

SPECIFICATIONS

96" x 14'

GVWR (lbs)	14000
GAWR (lbs/axle)	7000
Curb Weight (lbs)	4140
Payload (lbs)	9860
Coupler	Adjustable 2-5/16" Ball
Electric Plug	7-Way Round
Overall Length	222"
Bed Length Inside	168"
Bed Width Inside	96"
Bed Height Inside	20"
Deck Height	34"
Coupler Height	Adjustable 19" - 27"
Hydraulic Hoist	Scissor Hoist - Power Up, Gravity Down



HD TANDEM DUAL DUMP

Shown with Optional 4' Sides



NEW



New Standard 110 Volt Battery Charger

SURE-TRAC DIFFERENCE

- I-Beam Gooseneck Coupler
- Dual 12K Heavy Duty Jacks
- All LED Lights
- Slipper Springs
- Sealed Brake Connections

FEATURES

- EverLink™ - High Performance Wiring Harness
- Power Up, Power Down Hydraulics
- Deep Cycle Marine Grade Battery
- 110 Volt Battery Charger

- Easy Lube Hubs
- 16" Radial Tires (Dual)
- Self-Adjust Brakes

- HD Control Box with Key Lock
- Rear Barn Doors with Cambar
- Body Stiffeners
- 36" Tall Sides
- Rub Rail Down Side of Body Panels
- Spare Tire Mount

OPTIONS

- Ramps
- Battery Charger
- Tarp Kit
- Color Options
- Contact Your Local Dealer for More Options

SPECIFICATIONS

	8.5' x 16'	8.5' x 18'	8.5' x 20'	8.5' x 16'	8.5' x 18'	8.5' x 20'
GVWR (lbs)	20000	20000	20000	24000	24000	24000
GAWR (lbs/axle)	10000	10000	10000	12000	12000	12000
Curb Weight (lbs)	6900	7500	8000	7000	8000	8200
Payload (lbs)	13100	12500	12000	17000	16000	15800
Coupler	Gooseneck					
Electric Plug	7-Way Round					
Overall Length	300"	324"	348"	300"	324"	348"
Bed Length Inside	192"	216"	240"	192"	216"	240"
Bed Width Inside	96"	96"	96"	96"	96"	96"
Bed Height Inside	36"	36"	36"	36"	36"	36"
Deck Height	36"	36"	36"	36"	36"	36"
Coupler Height	Adjustable 21" - 29"					
Hydraulic Hoist	Scissor Hoist - Power Up, Power Down					

EQUIPMENT TRAILERS





Slipper Spring Suspension
14K and Up



Spring Assist Ramps




Sealed Rubber Mounted LED Lights



New Standard Adjustable
Coupler/Setback Jack –
14K Model



10K Model Shown



Competitor's deck height is
4" higher than Sure-Trac.

SURE-TRAC DIFFERENCE

- All LED Lights
- HD Slipper Spring Axle (14K Model)
- Sealed Brake Connections
- Spring Assisted Ramps

FEATURES

- Pressure Treated 2 x 6 Decking
- Easy Lube Hubs
- 4" Drop Axles
- 15"/16" Radial Tires
- Self-Adjust Brakes
- 7K Setback Jack
- 2-5/16" Adjustable Coupler (14K Models)

- C-Channel Full Wrap Tongue
- HD Reinforced Tread Plate Fenders
- Rear Board Retainers
- Stake Pockets and Rub Rail
- (4) 5K D-Ring Tie Downs
- Spare Tire Mount
- 5' Stand Up Ramps

OPTIONS

- Coupler
- Jack
- Ramp Upgrades
- Wheel Upgrades
- Color Options
- Contact Your Local Dealer for More Options

SPECIFICATIONS

	10000	14000
GVWR (lbs)	9900	14000
GAWR (lbs/axle)	5200	7000
Curb Weight 14' (lbs)	2400	2800
Curb Weight 16' (lbs)	2600	2920
Curb Weight 18' (lbs)	2700	2955
Curb Weight 20' (lbs)	3300	3520
Payload 14' (lbs)	7500	11200
Payload 16' (lbs)	7300	11080
Payload 18' (lbs)	7200	11045
Payload 20' (lbs)	6600	10480
Coupler	2-5/16" A-Frame	Adjustable 2-5/16"
Suspension	Eye to Eye Spring	Slipper Spring
Electric Plug	7-Way Round	
Overall Length/Flat 14'	20' 5"/14'	20' 5"/14'
Overall Length/Flat 16'	22' 5"/16'	22' 5"/16'
Overall Length/Flat 18'	24' 5"/18'	24' 5"/18'
Overall Length/Flat 20'	26' 5"/20'	26' 5"/20'
Bed Width	79.25"	79.25"
Deck Height	17"	17"
Coupler Height	17"	Adjustable 19-27"



Sealed Rubber Mounted LED Lights



HD D-Rings



Slipper Spring Suspension – 14K and Up



Spring Assist Ramp



HD 12K Dropleg Jack - 16K Model



New Standard Adjustable Coupler/Setback Jack – 14K Model



10K Model Shown



SURE-TRAC DIFFERENCE

- All LED Lights
- HD Slipper Spring Axle (14K Model)
- Sealed Brake Connections
- EverLink™ - High Performance Wiring Harness
- Spring Assist Ramps

FEATURES

- Pressure Treated 2 x 6 Decking
- Easy Lube Hubs
- 15"/16" Radial Tires
- Self-Adjust Brakes
- 7K Setback Jack
- 2-5/16" Adjustable Coupler (14K Models)

- C-Channel Full Wrap Tongue
- HD Reinforced Tread Plate Fenders
- Rear Board Retainers
- Stake Pockets and Rub Rail
- (4) 5K D-Ring Tie Downs
- Spare Tire Mount
- 2' Beavertail
- 5' Stand Up Ramps

OPTIONS

- Coupler
- Jack
- Ramp Upgrades
- Wheel Upgrades
- Color Options
- Contact Your Local Dealer for More Options

SPECIFICATIONS

	10000	14000	16000
GVWR (lbs)	9900	14000	16000
GAWR (lbs/axle)	5200	7000	8000
Curb Weight 16' (lbs)	2550	2800	3340
Curb Weight 18' (lbs)	2750	2870	3520
Curb Weight 20' (lbs)	2950	3195	3700
Payload 16' (lbs)	7350	11200	12660
Payload 18' (lbs)	7150	11130	12300
Payload 20' (lbs)	6950	10805	12300
Coupler	2-5/16" A-Frame	Adjustable 2-5/16"	Adjustable 4 Bolt Pintle
Suspension	Eye to Eye Spring	Slipper Spring	Slipper Spring
Overall Length/Flat 16'	21' 9"/14'	21' 9"/14'	21' 9"/14'
Overall Length/Flat 18'	23' 9"/16'	23' 9"/16'	23' 9"/16'
Overall Length/Flat 20'	25' 9"/18'	25' 9"/18'	25' 9"/18'
Bed Width	81"	81"	80"
Deck Height	24"	24"	26"
Coupler Height	18"	Adjustable 19-27"	



HD D-Rings



Slipper Spring Suspension



Adjustable Coupler/Setback Jack



SURE-TRAC DIFFERENCE

- All LED Lights
- HD Slipper Spring Axle
- Sealed Brake Connections
- EverLink™ - High Performance Wiring Harness
- Spring Assist Ramps

FEATURES

- Pressure Treated 2 x 6 Decking

- Easy Lube Hubs
- 16" Radial Tires
- Self-Adjust Brakes

- 7K Setback Jack
- 2-5/16" Adjustable Coupler
- C-Channel Full Wrap Tongue
- HD Reinforced Tread Plate Fenders
- Rear Board Retainers

- Stake Pockets and Rub Rail
- (4) 5K D-Ring Tie Downs
- Spare Tire Mount
- 3' Beavertail
- Universal Full Width Ramps

OPTIONS

- Coupler
- Jack
- Wheel Upgrades
- Color Options
- Contact Your Local Dealer for More Options

SPECIFICATIONS

14000

GVWR (lbs)	14000
GAWR (lbs/axle)	7000
Curb Weight 15' + 3' (lbs)	2970
Curb Weight 17' + 3' (lbs)	3030
Payload 15' + 3' (lbs)	11030
Payload 17' + 3' (lbs)	10970
Coupler	Adjustable 2-5/16"
Jack	7K Dropleg
Suspension	Slipper Spring
Overall Length/Flat 15' + 3'	23' 9"/16'
Overall Length/Flat 17' + 3'	25' 9"/18'
Between Fenders	81"
Deck Height	24"
Coupler Height	20"



SINGLE AXLE TILT BED EQUIPMENT



Hydraulic Dampener



Sealed Rubber Mounted LED Lights



Adjustable Coupler/Setback Jack



SURE-TRAC DIFFERENCE

- Tube Construction
- All LED Lights
- Torsion Axle (22.5 Deg. Up)
- Sealed Brake Connections
- EverLink™ - High Performance Wiring Harness

FEATURES

- Pressure Treated 2 x 6 Decking
- Hydraulic Dampener

- Easy Lube Hubs
- Torsion Axle
- White Spoke Wheels
- 15"/16" Radial Tires
- Self-Adjust Brakes

- 7K Dropleg Jack
- Adjustable 2-5/16" Coupler
- Tube Full Wrap Tongue
- HD Diamond Plate Knife Edge Tail
- Stake Pockets and Rub Rail
- (4) 5K D-Ring Tie Downs
- HD Reinforced Tread Plate Fenders
- Rear Board Retainers

OPTIONS

- Coupler
- Wheel Upgrades
- A-Frame Toolbox
- Color Options
- Contact Your Local Dealer for More Options

SPECIFICATIONS

	5 x 10, 5K	6.5 x 12, 7K	6.5 x 12 + 4, 7.8K
GVWR (lbs)	5000	7000	7800
GAWR (lbs/axle)	5200	7000	8000
Curb Weight (lbs)	1360	1900	2100
Payload (lbs)	3640	5100	5700
Coupler	Adjustable 2-5/16"		
Suspension	Torsion Axle (22.5 Degree Up)		
Electric Plug	7-Way Round		
Length (Overall/Bed)	189.5"/129.5"	214.5"/154.5"	264.5"/204.5"
Between Fenders	62"	78"	78"
Deck Height	17"	19"	19"
Coupler Height	8" - 17"	10" - 19"	10" - 19"



TILT BED EQUIPMENT



Hydraulic Dampener



HD 12K Dropleg Jack - 16K Model



New Standard Adjustable Coupler/Setback Jack - 14K Model



Slipper Spring Suspension - 14K and Up



14K Model Shown



Shown in Color Option Construction Yellow



82"
Load Width

SURE-TRAC DIFFERENCE

- Tapered Entry for Full Width Loading
- All LED Lights
- HD Slipper Spring Axle (14K Model)
- Sealed Brake Connections
- EverLink™ - High Performance Wiring Harness

FEATURES

- Pressure Treated 2 x 6 Decking
- Hydraulic Dampener

- Easy Lube Hubs
- 4" Drop Axles
- 15"/16" Radial Tires
- Self-Adjust Brakes

- 7K Setback Jack
- Adjustable 2-5/16" Coupler (14K Model)

- C-Channel Full Wrap Tongue
- HD Diamond Plate Knife Edge Tail
- Nested Frame
- HD Reinforced Tread Plate Fenders
- Rear Board Retainers
- Stake Pockets and Rub Rail
- (4) 5K D-Ring Tie Downs
- Spare Tire Mount

OPTIONS

- Coupler
- Jack
- Electric Tilt
- Wheel Upgrades
- Color Options
- Contact Your Local Dealer for More Options

SPECIFICATIONS

	10000	14000	16000
GVWR (lbs)	9900	14000	16000
GAWR (lbs/axle)	5200	7000	8000
Curb Weight 16' (lbs)	2920	3120	3820
Curb Weight 18' (lbs)	3120	3320	4020
Curb Weight 16' +4' (lbs)	3320	3520	4220
Curb Weight 18' +4' (lbs)	3430	3730	4430
Payload 16' (lbs)	6980	10880	12180
Payload 18' (lbs)	6780	10680	11980
Payload 16' +4' (lbs)	6580	10480	11780
Payload 18' +4' (lbs)	6470	10270	11570
Coupler	2-5/16" A-Frame	Adjustable 2-5/16"	Adjustable 4 Bolt Pintle
Electric Plug		7-Way Round	
Length (Overall/Bed) 18'		23' 9"/18' 5"	
Length (Overall/Bed) 18' +4'		27' 9"/4' +18' 5"	
Between Fenders	82"	82"	82"
Deck Height	20"	20"	20"
Coupler Height	18"	Adjustable 2-5/16"	

DECKOVER TRAILERS





LOW PROFILE DECKOVER WITH POP-UP BEAVERTAIL



SURE-TRAC DIFFERENCE

- 32" Deck Height
- 4" Pop Up Diamond Plate Beavertail
- All LED Lights
- EverLink™ - High Performance Wiring Harness

FEATURES

- Gel Filled Electrical Connectors
- Pressure Treated 2 x 6 Decking

- Easy Lube Hubs
- 15" Radial Tires
- Self-Adjust Brakes

- 7K Dropleg Jack
- 5' Fabricated Slide In Steel Ramps
- Stake Pockets and Rub Rail
- Spare Tire Mount
- (6) HD D-Ring Tie Downs

OPTIONS

- Coupler Options
- Jack Options
- Wheel Options
- Color Options
- Contact Your Local Dealer for More Options

SPECIFICATIONS

8.5' x 16' + 4'

GVWR (lbs)	9900
GAWR (lbs/axle)	5200
Curb Weight	2620
Payload	7280
Coupler	5 Position Adjustable 2-5/16"
Electric Plug	7-Way Round
Overall Length	292"
Deck Height	32"
Coupler Height	Adjustable 19"-27"



LOW PROFILE FLATBED DECKOVER



Stake Pockets and Rub Rail



Integrated Ramp Storage



Adjustable Coupler



7K Dropleg Jack



8' Steel Fabricated Slide In Ramps



SURE-TRAC DIFFERENCE

- 32" Deck Height
- All LED Lights
- EverLink™ - High Performance Wiring Harness

FEATURES

- Gel Filled Electrical Connectors
- Pressure Treated 2 x 6 Decking
- Easy Lube Hubs
- 15" Radial Tires
- Self-Adjust Brakes

- 7K Dropleg Jack
- 8' Steel Fabricated Slide In Ramps (Flatbed)

- Stake Pockets and Rub Rail
- Spare Tire Mount
- Diamond Plate Deck Over Wheels
- (6) HD D-Ring Tie Downs

OPTIONS

- Coupler Options
- Jack Options
- Wheel Options
- Color Options
- Contact Your Local Dealer for More Options

FLATBED SPECIFICATIONS

	8.5' x 16'	8.5' x 18'	8.5' x 20'
GVWR (lbs)	9900	9900	9900
GAWR (lbs/axle)	5000	5000	5000
Curb Weight (lbs)	2645	2830	3015
Payload (lbs)	7255	7070	6885
Coupler	2-5/16" Adjustable Coupler		
Electric Plug	7-Way Round		
Overall Length	20.5'	22.5'	24.5'
Deck Height	32"	32"	32"
Coupler Height	Adjustable 19"-27"		



LOW PROFILE BEAVERTAIL DECKOVER



Stake Pockets and Rub Rail



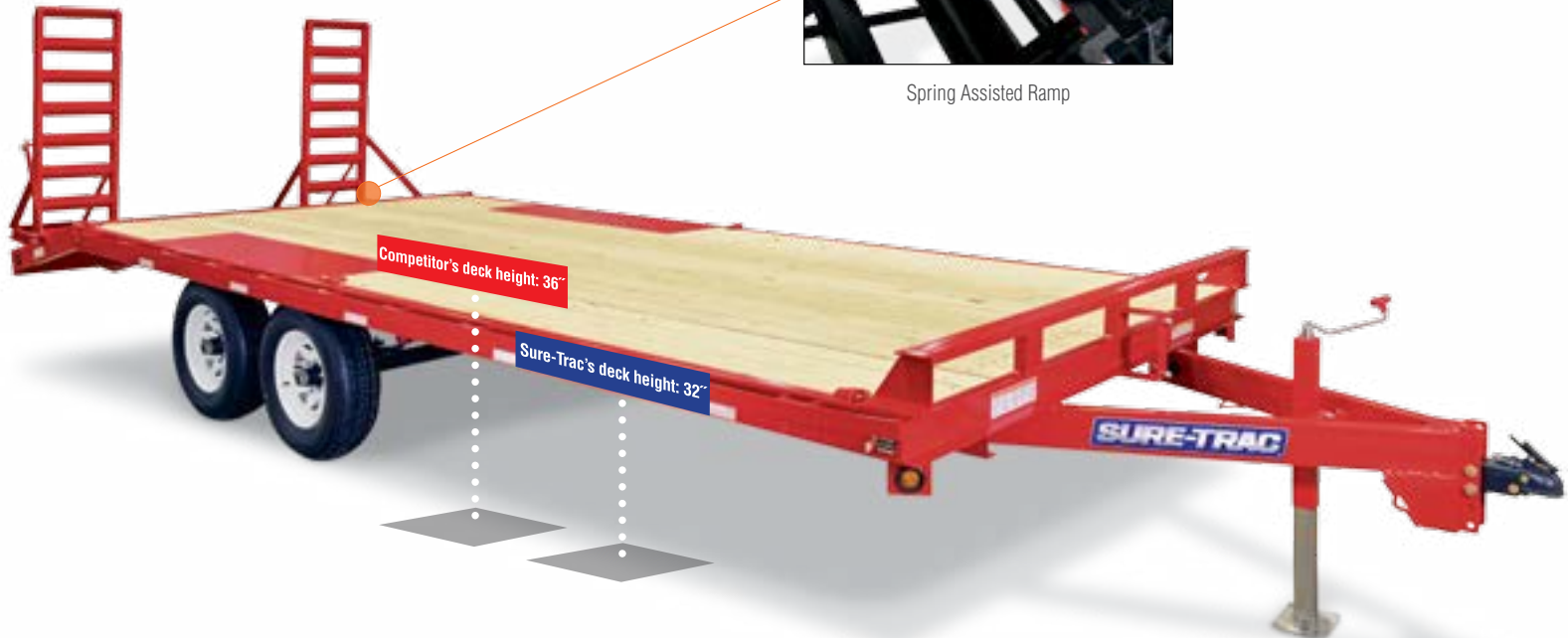
Adjustable Coupler



7K Dropleg Jack



Spring Assisted Ramp



SURE-TRAC DIFFERENCE

- 32" Deck Height
- Spring Assist Ramps
- All LED Lights
- EverLink™ - High Performance Wiring Harness

FEATURES

- Gel Filled Electrical Connectors
- Pressure Treated 2 x 6 Decking

- Easy Lube Hubs
- 15" Radial Tires
- Self-Adjust Brakes

- 7K Dropleg Jack
- 5' Standup Ramps
- Stake Pockets and Rub Rail
- Spare Tire Mount
- Diamond Plate Deck Over Wheels
- (6) HD D-Ring Tie Downs

OPTIONS

- Coupler Options
- Jack Options
- Wheel Options
- Color Options
- Contact Your Local Dealer for More Options

BEAVERTAIL SPECIFICATIONS 8.5' x 15' +3' 8.5' x 17' +3'

GVWR (lbs)	9900	9900
GAWR (lbs/axle)	5000	5000
Curb Weight (lbs)	2720	2800
Payload (lbs)	7180	7100
Coupler	2-5/16" Adjustable Coupler	
Electric Plug	7-Way Round	
Overall Length	22.5'	24.5'
Deck Height	32"	32"
Coupler Height	Adjustable 19"-27"	



HD LOW PROFILE BEAVERTAIL DECKOVER



HD Stake Pockets, Rub Rail and Chain Spool



Cross Trac Bracing 4X Stronger




Slipper Spring Suspension 14K and Up



Side Step



Tube Constructed Bumper, Enclosing All Wires for Full Protection



New Standard Pierced Frame for Lower Deck Height

NEW

SURE-TRAC DIFFERENCE

- Pierced I-Beam Frame
- Cross Trac Bracing, Four Times Stronger than Torque Tube
- All LED Lights
- Everlink™ - High Performance Wiring Harness
- Sealed Brake Connections
- Undercoated Main Frame

FEATURES

- Pressure Treated 2 x 6 Decking

- Oil Filled Hubs (Tandem Dual)
- Slipper Springs
- 16" Radial Tires
- Self-Adjust Brakes

HD 12K Dropleg Jack

- Spring Assist Flip Over Ramps (Beavertail)
- Tube Constructed Bumper
- Spare Tire Carrier
- HD Stake Pockets and Rub Rail
- (8) HD D-Rings
- Chain Spools
- Side Steps

OPTIONS

- Gooseneck
- Ramps
- Decking
- Spare Tire
- Contact Your Local Dealer for More Options

Shown with Optional Pop-Up Center Plate



Also Available in a Flatbed Model

**NEW
OPTION**



Universal Full Width Ramps

Shown with New Option
Universal Full Width Ramps

BEAVERTAIL SPECIFICATIONS

	15K	17.6K	22.5K	23.1K	25.9K	30K
Deck Size (ft)	8.5' x 20' + 5'					
Type	Pintle					
GVWR (lbs)	15000	17600	22500	23100	25900	30000
GAWR (lbs/axle)	7000	8000	10000	7000	12000	16000
Curb Weight (lbs) - Bumper Pull	4640	4740	5540	5720	5840	6210
Curb Weight (lbs) - Gooseneck	4930	5030	5800	5980	6100	6520
Payload (lbs) - Bumper Pull	10360	12860	16960	17380	20060	23790
Payload (lbs) - Gooseneck	10070	12570	16700	17120	19800	23480
Coupler - Bumper Pull	5 Pos. Adj. Pintle		Adjustable 4 Bolt Pintle			
Coupler - Gooseneck	Adjustable 2-5/16" Ball					
Jack - Bumper Pull	Center Mounted 12K Dropleg					
Jack - Gooseneck	Dual HD 12K Jacks with Toolbox					
Suspension	Slipper Spring					
Overall Length - Bumper Pull	378"	378"	378"	378"	378"	378"
Overall Length - Gooseneck	426"	426"	426"	426"	426"	426"
Deck Height	32"	32"	32"	32"	32"	32"
Coupler Height - Bumper Pull	Adjustable 21" - 29"					
Coupler Height - Gooseneck	Adjustable 31" - 39 3/4"					



HD LOW PROFILE POWER TILT DECKOVER



NEW

New Standard 110 Volt Battery Charger



Shown with Optional Heavy Duty I-Beam Gooseneck



Shown with Color Option Red

SURE-TRAC DIFFERENCE

- Slipper Spring Suspension
- All LED Lights
- Everlink™ - High Performance Wiring Harness
- Sealed Brake Connections
- Undercoated Main Frame

FEATURES

- Pressure Treated 2 x 6 Decking
- Deep Cycle Marine Grade Battery
- 110 Volt Battery Charger

- Oil Filled Hubs (Tandem Dual)
- 16" Radial Tires
- Slipper Springs
- Self-Adjust Brakes

- HD 12K Dropleg Jack
- Spare Tire Carrier
- HD Stake Pockets and Rub Rail
- (6) HD D-Rings
- Chain Spools
- Side Steps

OPTIONS

- Gooseneck
 - Battery Charger
 - Decking
 - Spare Tire
- Contact Your Local Dealer for More Options

SPECIFICATIONS	15000	15000	17600	17600	22500	22500	25900	25900
Deck Size (ft)	8.5' x 22'	8.5' x 22' + 4'	8.5' x 22'	8.5' x 22' + 4'	8.5' x 24'	8.5' x 24' + 4'	8.5' x 24'	8.5' x 24' + 4'
Coupler Type	Pintle							
GVWR (lbs)	15000	15000	17600	17600	22500	22500	25900	25900
GAWR (lbs/axle)	7000	7000	8000	8000	10000	10000	12000	12000
Curb Weight (lbs) - Bumper Pull	4485	4785	4825	5125	6080	6480	6220	6620
Curb Weight (lbs) - Gooseneck	4775	5075	5115	5415	6340	6740	6480	6880
Payload (lbs) - Bumper Pull	10515	10215	12775	12475	16420	16020	19680	19280
Payload (lbs) - Gooseneck	10225	9925	12485	12185	16160	15760	19420	19020
Coupler - Bumper Pull	5 Pos. Adjustable Pintle				Adjustable 4 Bolt Pintle			
Coupler - Gooseneck	Adjustable 2-5/16" Ball							
Jack - Bumper Pull	Center Mounted 12K Dropleg							
Jack - Gooseneck	Dual HD 12K Jacks with Toolbox							
Suspension	Slipper Leaf Spring							
Overall Length - Bumper Pull	330"	378"	330"	378"	354"	402"	354"	402"
Overall Length - Gooseneck	378"	426"	378"	426"	402"	450"	402"	450"
Deck Height	34"	34"	34"	34"	34"	34"	34"	34"
Coupler Height - Bumper Pull	Adjustable 19" - 27"							
Coupler Height - Gooseneck	Adjustable 31" - 39 3/4"							
Hydraulic Hoist	Dual Ram (Power Up/Power Down)				Scissor (Power Up/Power Down)			



HD LOW PROFILE DECKOVER WITH HYDRAULIC BEAVERTAIL



HD Hydraulic Ram



Protected Pump



Self-Retained Latch Pin



New Standard 110 Volt Battery Charger



New Standard Pierced Frame for Lower Deck Height



SURE-TRAC DIFFERENCE

- Pierced I-Beam Frame
- HD I-Beam Gooseneck
- All LED Lights
- Everlink™ - High Performance Wiring Harness
- Sealed Brake Connections
- Undercoated Main Frame

FEATURES

- Pressure Treated 2 x 6 Decking
- 110 Volt Battery Charger

- Oil Filled Hubs (Tandem Dual)
- 16" Radial Tires
- Slipper Springs
- Self-Adjust Brakes

- Dual HD 12K Drop Leg Jacks
- Toolbox Between Uprights on Gooseneck
- HD 5" Bore Twin Lift Cylinders in Beavertail
- Spare Tire Carrier
- HD Stake Pockets and Rub Rail
- (8) HD D-Rings
- Chain Spools
- Side Steps

OPTIONS


- Brake Options
- Battery Charger
- Spare Tire
- Color Options
- Contact Your Local Dealer for More Options

SPECIFICATIONS

	22500	25900	30000
Deck Size (ft)	8.5' x 20' +10'		
GVWR (lbs)	22500	25900	30000
GAWR (lbs/axle)	10000	12000	16000
Curb Weight (lbs)	6520	6680	7580
Payload (lbs)	15980	19220	22420
Coupler	2-5/16" Gooseneck		
Suspension	Slipper Leaf Spring		
Electric Plug	7-Way Round		
Overall Length	497"	497"	497"
Deck Height	36"	36"	36"
Coupler Height	Adjustable 31" - 39-3/4"		
Beavertail Payload	5000 lbs.		
Beavertail Lifting Capacity	3000 lbs. (Center of Tail)		
Load Angle	15 Degrees		



Spring Assisted Double Hinged Ramps



HD 1" D-Rings



Fabricated Steel Bulkhead



SURE-TRAC DIFFERENCE

- Hi-Tensile Steel Construction
- Pierced I-Beam Frame
- Hutch H-9700 Suspension
- All LED Lights
- Everlink™ - High Performance Wiring Harness
- Undercoated Main Frame

FEATURES

- 2" Nominal Oak Decking

- Oil-Bath Axles
- 17.5" Radial Tires
- Self Adjusting Brakes

- Dual 25K 2-Speed Jacks
- Steel Plated Tongue
- 5' Bi-Directional, Fold Flat Spring Assisted Wood-Filled Ramps

Fabricated Bulkhead

- Lockable Toolbox in Tongue
- Spare Tire Carrier
- Step-On Tongue (Driver's Side)
- (8) 1" D-Rings
- Safety Chains (5/8" High Test)

OPTIONS

- Air Ride Suspension
- Fifth Wheel
- Decking Option
- Contact Your Local Dealer for More Options

SPECIFICATIONS

	49000	61000
Deck Size (ft)	8.5' x 20' +5'	8.5' x 24' +5'
GVWR (lbs)	49000	61000
GAWR (lbs/axle)	20000	20000
Curb Weight (lbs)	9450	11300
Payload (lbs)	39550	49700
Coupler	66K Pintle Eye	
Suspension	Hutch H-9700 Suspension	
Electric Plug	7-Way Cold Temperature Semi-Style Plug	
Overall Length	31' 6"	35' 6"
Deck Height - Std Model	34.25"	34.25"
Coupler Height	Adjustable 21"-29"	



OPEN TRAILER OPTIONS

Talk to your Sure-Trac dealer for a complete list of all options available for your trailer. No additional lead time on standard options.



DECKING



BEAVERTAIL DECKOVER - UNIVERSAL FULL WIDTH RAMPS



HD REINFORCED LANDSCAPE GATE



7K DROPLEG JACK



HD 12K DROPLEG JACK



A-FRAME TONGUE TOOL BOX



ADDITIONAL D-RINGS



HD CONTRACTORS GATE



I-BEAM GOOSENECK HITCH



ALUMINUM WHEELS



HEAVY DUTY SPRING ASSIST SPLIT GATE



LANDSCAPE BASKET

Standard

Optional Colors



Black



Red



Yellow



Blue



Green



Gray

Not exact color match. Contact your dealer for color samples.

ENCLOSED TRAILERS





ENCLOSED TRAILERS - THE SURE-TRAC DIFFERENCE

**Features Based on Tandem Axle Models*



6'6" Interior Height*
Extra head room and loading height means more cargo capacity.



Engineered Flooring
Better than OSB, this engineered wood is highly moisture resistant with greater rigidity than plywood.



Fully Cured Undercoating
Oven-cured automotive grade rubberized undercoating provides the ultimate frame protection and corrosion resistance.

NEW



New Standard Silver Thermo-Sheath® Ceiling Liner
Finished look that provides additional roof support.



Aluminum Wheels
Professional appearance and enhanced corrosion resistance.

Full-Face Smooth Aluminum Exterior
Runs top to bottom, providing a second layer of protection behind ATP stoneguard.



Aluminum Door Hold Back and 3" Trim
Door holders withstand cold temperatures, giving you a secure hold in any condition. The 3" bottom trim provides enhanced durability.



Polyethylene Vapor Barrier
Protects your Sure-Trac trailer from moisture penetration.



PRO SERIES WEDGE CARGO



Chrome Plated Door Hardware



Drip Rail



Flow Through Vents



New Standard Silver Thermo-Sheath® Ceiling Liner



STANDARD COLORS



Black



White



Pewter



Charcoal



Silver Frost

OPTIONAL COLORS



Multiple

SURE-TRAC DIFFERENCE

- 3 Year Structural Limited Warranty
- 6'6" Interior Height
- 3/4" Engineered Wood Flooring
- Fully Cured Undercoating
- Polyethylene Vapor Barrier
- Aluminum Door Hold Back
- 3" Exterior Trim
- Aluminum Wheels
- LED Interior Dome Lights
- Color Matched Screws

FEATURES

- Easy Lube Hubs
- 4" Drop Axles
- 15" Radial Tires
- Self-Adjust Brakes
- Zinc Plated Jack
- 6" Tube Frame and Tongue

- 16" On-Center Tube Wall Studs
- 16" On-Center C-Channel Cross Members
- Tube Roof Bows


- All LED Lights
- 3/8" Plywood Walls
- .030 Aluminum Exterior
- Bright Front Nose Cap
- Bright Rear Hoop
- Seamless Aluminum Roof
- 32" RV Side Door
- 2,250 lb. HD Ramp Door with Wood Flap
- Silver Thermo-Sheath® Ceiling Liner

OPTIONS

- 10K, 14K and 16K Models
- Barn Doors
- Electrical Options
- Color Options
- Contact Your Local Dealer for More Options

SPECIFICATIONS

	6' x 10'	6' x 12'	7' x 12'	7' x 14'	7' x 16'	7' x 18'	7' x 20'
GVWR (lbs)	2990	2990	7000	7000	7000	7000	7000
GAWR (lbs/Axle)	3500	3500	3500	3500	3500	3500	3500
Curb Weight (lbs)	1240	1390	1900	2040	2120	2220	2300
Payload (lbs)	1750	1600	5100	4960	4880	4780	4700
Electric Plug	4-Way Plug			7-Way Round			
Overall Length	14' 5"	16' 5"	16' 5"	18' 5"	20' 5"	22' 5"	24' 5"
Overall Width	92"	92"	102"	102"	102"	102"	102"
Overall Height	93"	93"	101"	101"	101"	101"	101"
Interior Height	72.5"	72.5"	78"	78"	78"	78"	78"
Interior Width	69"	69"	81"	81"	81"	81"	81"
Interior Length	10' 9"	12' 9"	12' 9"	14' 9"	16' 9"	18' 9"	20' 9"
Floor Height	18"	18"	21"	21"	21"	21"	21"



45



PRO SERIES ROUND TOP CARGO



- SURE-TRAC DIFFERENCE**
- 3 Year Structural Limited Warranty
 - 6'6" Interior Height
 - 3/4" Engineered Wood Flooring
 - Fully Cured Undercoating
 - Polyethylene Vapor Barrier
 - Aluminum Door Hold Back
 - 3" Exterior Trim
 - Aluminum Wheels
 - LED Interior Dome Lights
 - Color Matched Screws

- FEATURES**
- Easy Lube Hubs
 - 4" Drop Axles
 - 15" Radial Tires
 - Self-Adjust Brakes

- Zinc Plated Jack
- 6" Tube Frame and Tongue
- 16" On-Center Tube Wall Studs
- 16" On-Center C-Channel Cross Members
- Tube Roof Bows
-
- All LED Lights
- 3/8" Plywood Walls
- .030 Aluminum Exterior
- Bright Front Corners
- Bright Rear Hoop
- .080 Aluminum Roof Cove
- Seamless Aluminum Roof
- 32" RV Side Door
- 2,250 lb. HD Ramp Door with Wood Flap
- Silver Thermo-Sheath® Ceiling Liner

- OPTIONS**
- 10K, 14K and 16K Models
 - Barn Doors
 - Electrical Options
 - Color Options
 - Contact Your Local Dealer for More Options

STANDARD COLORS



OPTIONAL COLORS



SPECIFICATIONS	7' x 12'	7' x 14'	7' x 16'	7' x 18'	7' x 20'
GVWR (lbs)	7000	7000	7000	7000	7000
GAWR (lbs/axle)	3500	3500	3500	3500	3500
Curb Weight (lbs)	1900	2040	2120	2220	2300
Payload (lbs)	5100	4960	4880	4780	4700
Electric Plug	7-Way Round				
Overall Length	16' 5"	18' 5"	20' 5"	22' 5"	24' 5"
Overall Width	102"	102"	102"	102"	102"
Overall Height	104"	104"	104"	104"	104"
Interior Height	80"	80"	80"	80"	80"
Interior Width	81"	81"	81"	81"	81"
Interior Length	12' 9"	14' 9"	16' 9"	18' 9"	20' 9"
Floor Height	21"	21"	21"	21"	21"



PRO SERIES WEDGE FRONT CAR HAULER



Aluminum Wheels



Aluminum Door Hold Back



4 D-Rings Standard



New Standard Silver Thermo-Sheath® Ceiling Liner



STANDARD COLORS



Black



White



Pewter



Charcoal



Silver Frost



Multiple

OPTIONAL COLORS

SURE-TRAC DIFFERENCE

- 3-Year Structural Limited Warranty
- 6'6" Interior Height
- 3/4" Engineered Wood Flooring
- Fully Cured Undercoating
- Polyethylene Vapor Barrier
- Aluminum Door Hold Back
- 3" Exterior Trim
- Aluminum Wheels
- LED Interior Dome Lights
- Color Matched Screws

FEATURES

- Easy Lube Hubs
- 4" Drop Axles
- 15" Radial Tires
- Self-Adjust Brakes

- Zinc Plated Jack
- 6" Tube Frame and Tongue
- 16" On-Center Tube Wall Studs
- 16" On-Center C-Channel Cross Members
- Tube Roof Bows
- 48" Beavertail

- All LED Lights
- 3/8" Plywood Walls
- (4) 5K D-Rings
- .030 Aluminum Exterior
- Bright Front Nose Cap
- Bright Rear Hoop
- Seamless Aluminum Roof
- 48" RV Side Door
- 4,100 lb. HD Ramp Door with Wood Flap
- Silver Thermo-Sheath® Ceiling Liner

OPTIONS

- 10K, 14K and 16K Models
- Electrical Options
- Color Options
- Contact Your Local Dealer for More Options

SPECIFICATIONS	8.5' x 18'	8.5' x 20'	8.5' x 18'	8.5' x 20'	8.5' x 24'
GVWR (lbs)	7000	7000	9900	9900	9900
GAWR (lbs/Axle)	3500	3500	5200	5200	5200
Curb Weight (lbs)	3250	3425	3450	3600	3900
Payload (lbs)	3750	3575	6450	6300	6000
Electric Plug	7-Way Round				
Overall Length	22' 9"	24' 9"	22' 9"	24' 9"	28' 9"
Overall Width	102"	102"	102"	102"	102"
Overall Height	101"	101"	101"	101"	101"
Interior Height	78"	78"	78"	78"	78"
Interior Width	97"	97"	97"	97"	97"
Interior Length	19' 1"	21' 1"	19' 1"	21' 1"	25' 1"
Floor Height	21"	21"	21"	21"	21"

More Sizes Available



PRO SERIES ROUND TOP CAR HAULER



SURE-TRAC DIFFERENCE

- 3-Year Structural Limited Warranty
- 6'6" Interior Height
- 3/4" Engineered Wood Flooring
- Fully Cured Undercoating
- Polyethylene Vapor Barrier
- Aluminum Door Hold Back
- 3" Exterior Trim
- LED Interior Dome Lights
- Aluminum Wheels
- Color Matched Screws

FEATURES

- Easy Lube Hubs
- 4" Drop Axles
- 15" Radial Tires
- Self-Adjust Brakes

- Zinc Plated Jack
- 6" Tube Frame and Tongue
- 16" On-Center Tube Wall Studs
- 16" On-Center C-Channel Cross Members
- Tube Roof Bows
- 48" Beavertail

- All LED Lights
- 3/8" Plywood Walls
- (4) 5K D-Rings
- .030 Aluminum Exterior
- Bright Front Corners
- Bright Rear Hoop
- Seamless Aluminum Roof
- 48" RV Side Door
- 4,100 lb. HD Ramp Door with Wood Flap
- Silver Thermo-Sheath® Ceiling Liner

OPTIONS

- 10K, 14K, and 16K Models
- Electrical Options
- Color Options
- Contact Your Local Dealer for More Options

STANDARD COLORS




OPTIONAL COLORS



SPECIFICATIONS	8.5' x 18'	8.5' x 20'	8.5' x 18'	8.5' x 20'	8.5' x 24'
GVWR (lbs)	7000	7000	9900	9900	9900
GAWR (lbs/Axle)	3500	3500	5200	5200	5200
Curb Weight (lbs)	3250	3425	3450	3600	3900
Payload (lbs)	3750	3575	6450	6300	6000
Electric Plug	7-Way Round				
Overall Length	22' 9"	24' 9"	22' 9"	24' 9"	28' 9"
Overall Width	102"	102"	102"	102"	102"
Overall Height	104"	104"	104"	104"	104"
Interior Height	78"	78"	78"	78"	78"
Interior Width	97"	97"	97"	97"	97"
Interior Length	18' 6"	20' 6"	18' 6"	20' 6"	24' 6"
Floor Height	21"	21"	21"	21"	21"

More Sizes Available





CONTRACTOR PRO BULLNOSE CARGO TRAILER



Front Access Ladder



Ladder Platform



Barlock Add-on



Integrated Transition



Shown with Optional Tool Crib



Shown with Barn Doors

Shown with Optional Tool Crib

STANDARD COLORS



Black



White



Pewter



Charcoal



Silver Frost



Multiple

OPTIONAL COLORS

- SURE-TRAC DIFFERENCE**
- 3-Year Structural Limited Warranty
 - 6'6" Interior Height
 - 3/4" Engineered Wood Flooring
 - Fully Cured Undercoating
 - Polyethylene Vapor Barrier
 - Aluminum Door Hold Back
 - 3" Exterior Trim
 - LED Interior Dome Lights
 - Aluminum Wheels
 - Color Matched Screws

- FEATURES**
- Easy Lube Hubs
 - Torsion Axle
 - 15" Radial Tires
 - Self-Adjust Brakes

- Adjustable Coupler
- 7K Dropleg Jack
- 6" Tube Frame and Tongue
- 16" On-Center Tube Wall Studs
- X-Braced Walls and Gussets on Wall Posts and Corner Gussets
- 12" On-Center C-Channel Cross Members
- 16" On-Center Tube Roof Stubs
- All LED Lights
- 3/8" Plywood Walls
- Silver Thermo-Sheath® Ceiling Liner
- .030 Aluminum Exterior
- Bright Front Corners
- Bright Rear Hoop
- Seamless Aluminum Roof

- (3) Ladder Racks with Front Mounted Access Ladder
- 32" RV Side Door with Barlock
- 4,100 lb. HD Ramp Door with Integrated Transition (8.5 Wide Models)

- OPTIONS**
- More Sizes and GVWR Available
 - Electrical Options
 - Color Options
 - Contact Your Local Dealer for More Options

SPECIFICATIONS	7' x 14'	7' x 16'	8.5' x 16'	8.5' x 18'	8.5' x 20'	8.5' x 24'
GVWR (lbs)	9900	9900	9900	9900	9900	9900
GAWR (lbs/Axle)	5200	5200	5200	5200	5200	5200
Curb Weight (lbs)	3030	3110	3570	3795	4020	4420
Payload (lbs)	6870	6790	6330	6105	5880	5480
Coupler	Adjustable 2-5/16"					
Electric Plug	7-Way Round					
Overall Length	19"	21"	21"	23"	25"	29"
Overall Width	102"	102"	102"	102"	102"	102"
Overall Height	104"	104"	104"	104"	104"	104"
Interior Height	78"	78"	78"	78"	78"	78"
Interior Width	81"	81"	97"	97"	97"	97"
Interior Length	174"	198"	198"	222"	246"	294"
Floor Height	21"	21"	21"	21"	21"	21"

More Sizes Available



LANDSCAPE PRO ROUND TOP ENCLOSED CARGO



Barlock Add-on



Trimmer Racks



Integrated Transition



Wood Shelves



Shown with Additional Options

STANDARD COLORS



Black



White



Pewter



Charcoal



Silver Frost

OPTIONAL COLORS



Multiple

SURE-TRAC DIFFERENCE

- 3-Year Structural Limited Warranty
- 6'6" Interior Height
- 3/4" Pressure Treated Plywood Flooring
- Fully Cured Undercoating
- Polyethylene Vapor Barrier
- Aluminum Door Hold Back
- 3" Exterior Trim
- LED Interior Dome Lights
- Aluminum Wheels
- Color Matched Screws

FEATURES

- Easy Lube Hubs
- Torsion Axle
- 15" Radial Tires
- Self-Adjust Brakes

- Adjustable Coupler
- 7K Dropleg Jack
- 6" Tube Frame and Tongue
- 16" On-Center Tube Wall Studs
- X-Braced Walls and Gussets on Wall Posts and Corner Gussets
- 12" On-Center C-Channel Cross Members
- 16" On-Center Tube Roof Bows

- All LED Lights
- 3/8" Plywood Walls
- 3/4" x 12" Plywood Kickpanel
- Silver Thermo-Sheath® Ceiling Liner
- 48" Posts with (3) TB-01 Gridiron Trimmer Brackets
- .030 Aluminum Exterior
- Bright Front Corners

- Bright Rear Hoop
- Seamless Aluminum Roof
- (2) Non-Powered Roof Vents
- 32" RV Side Door with Barlock
- 5,250 lb. Super Duty Ramp Door with Integrated Transition (8.5 Wide Models)
- Wood Shelves


OPTIONS

- More Sizes and GVWR Available
- Electrical Options
- Color Options
- Contact Your Local Dealer for More Options

SPECIFICATIONS

SPECIFICATIONS	7' x 14'	7' x 16'	8.5' x 16'	8.5' x 18'	8.5' x 20'	8.5' x 24'
GVWR (lbs)	9900	9900	9900	9900	9900	9900
GAWR (lbs/Axle)	5200	5200	5200	5200	5200	5200
Curb Weight (lbs)	3065	3145	4030	4255	4480	4080
Payload (lbs)	6835	6755	5870	5645	5420	5320
Coupler	Adjustable 2-5/16"					
Electric Plug	7-Way Round					
Overall Length	19"	21"	21"	23"	25"	29"
Overall Width	102"	102"	102"	102"	102"	102"
Overall Height	104"	104"	104"	104"	104"	104"
Interior Height	78"	78"	78"	78"	78"	78"
Interior Width	81"	81"	97"	97"	97"	97"
Interior Length	168"	192"	192"	216"	240"	288"
Floor Height	21"	21"	21"	21"	21"	21"

More Sizes Available



Talk to your Sure-Trac dealer for a complete list of all options available for your trailer. No additional lead time on standard options.



STEEL TRANSITION



ATP EXTERIOR PACKAGE



SPARE TIRE MOUNT



ADJUSTABLE COUPLER



2 X 6 DECKING



TOOL STORAGE



LED LOADING LIGHT



5000 LB D-RINGS



E-TRACK TIE-DOWNS AND ATP KICKPLATE



BI-DIRECTIONAL VENT



WHITE CEILING LINER



CONCESSION DOOR

WELCOME TO SURE-TRAC CUSTOM TRAILER OPERATIONS (CTO)

OUR PURPOSE IS SIMPLE: WE BUILD WHAT YOU WANT! In the CTO, every trailer is hand-fitted by highly skilled craftsmen dedicated to building one-of-a-kind trailers. Let us know your vision and we will turn it into your unique trailer. Please contact your authorized Sure-Trac Dealer for details.





We live and work in Indiana, the heart of farm country and the center of American manufacturing. Here, values matter.

Novae Corp. started making trailers in January 2001 with the idea to offer quality products with great service, deal fairly with people, and recognize that suppliers, employees, community and customers are all important to success. Our purpose is to create opportunities for people to make their lives better and to leave a legacy of positive impact.

- Good character
- A strong work ethic
- A service mindset
- Accountability
- A drive to improve



Living these values, we have become one of the best professional trailer manufacturers in North America. Your support has rewarded us with 16 years of continuous growth; for that, we are truly grateful. Thank you! We look forward to serving you for many years to come.





You take risks, get your hands dirty, and succeed through hard work, persistence and determination. We get it. You are an inspiration to us all.

Sure-Trac, Professional Reliability matters.

SURE-TRAC

SMART - CONFIDENT - PROVEN



THE TRAILER BOOK No. 17

sure-trac.com



This document is provided for informational purposes only. Pictures, illustrations and text may include options and accessories not available at all times or as standard equipment. Contact your local dealer for exact specifications. All specifications are subject to change without notice. All trademarks, service marks, trade names, trade dress, product names and logos appearing in this document are the property of their respective owners. Novae Corp.® and Sure-Trac® are registered trademarks and the blue, silver and orange color combinations are trademarks of Novae Corporation. All rights reserved.

© 2017 Novae Corporation.

AUTHORIZED SURE-TRAC DEALER

Visit us at
Sure-trac.com

