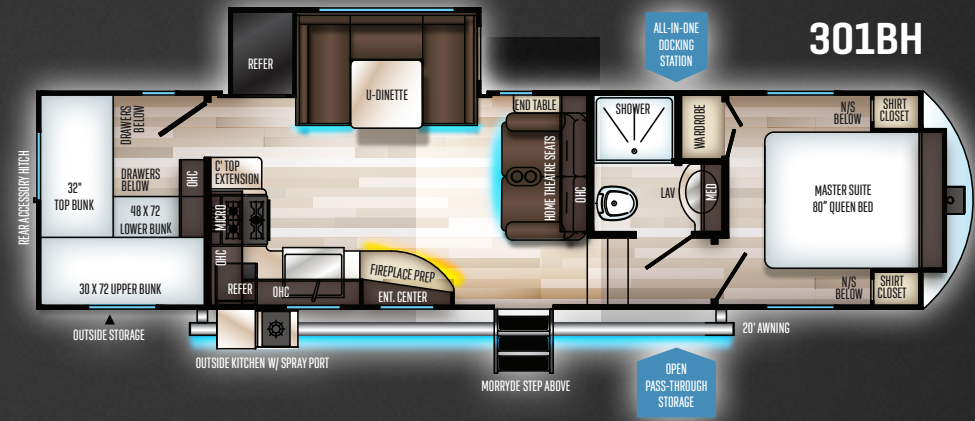
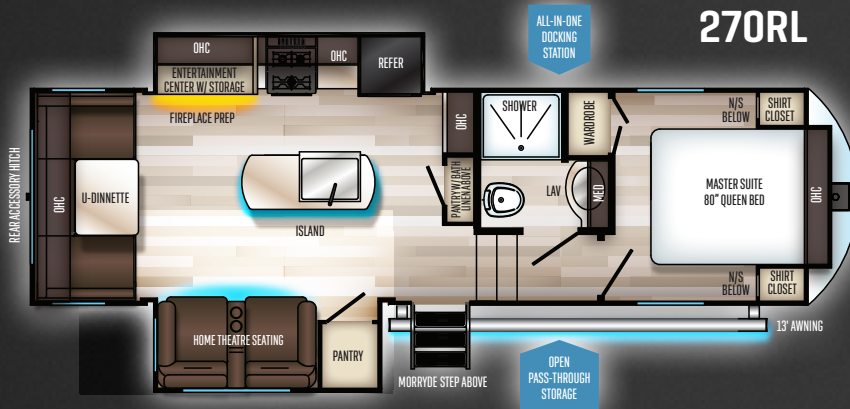
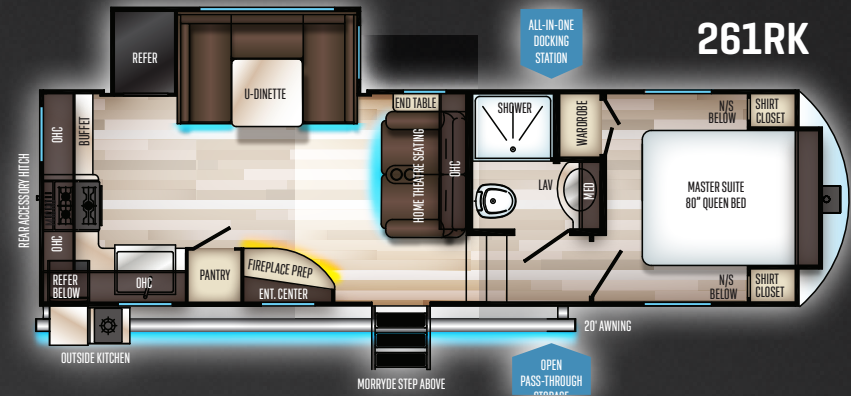


# SABRE

## SS150

FIFTH WHEELS



	261RK	270RL	301BH
HITCH WEIGHT (LB.)	TBD	TBD	TBD
UVW (LB.)	TBD	TBD	TBD
CCC (LB.)	TBD	TBD	TBD
EXTERIOR LENGTH	TBD	TBD	TBD
EXTERIOR HEIGHT	TBD	TBD	TBD
EXTERIOR WIDTH	TBD	TBD	TBD
FRESH WATER (GAL.)	TBD	TBD	TBD
BLACK WATER (GAL.)	TBD	TBD	TBD
GRAY WATER (GAL.)	TBD	TBD	TBD
AWNING SIZE (FT.)	TBD	TBD	TBD



### PRE-DELIVERY INSPECTION FACILITY

20,000 square feet of quality assurance. The bare essentials for a premium product. This state-of-the-art facility gives immediate daily feedback to production for quality assurance in every unit built.



### 24/7 EMERGENCY ROADSIDE ASSISTANCE WITH VEHICLE PURCHASE\*

TOWING  
JUMP-STARTS  
TIRE CHANGES  
FLUID DELIVERY  
LOCKOUT  
SERVICE

WINCH-OUT  
MOBILE MECHANIC  
TECHNICAL  
SUPPORT  
DEALER LOCATOR  
SERVICES



\*VALID FOR 1 YEAR FROM DATE OF PURCHASE



**Learn More**  
Scan this barcode using  
a QR Reader on your  
smart phone to learn  
more about Forest River.



A Berkshire Hathaway company.

[WWW.FORESTRIVERINC.COM/SABRE](http://WWW.FORESTRIVERINC.COM/SABRE)

All information contained in this brochure is believed to be accurate at the time of publication. However, during the model year, it may be necessary to make revisions and Forest River, Inc., reserves the right to make all such changes without notice, including prices, colors, materials, equipment and specifications as well as the addition of new models and the discontinuance of models shown in this brochure. Therefore, please consult with your Forest River dealer and confirm the existence of any materials, design or specifications that are material to your purchase decision. Litho. U.S.A. FOR 1597 P&W: 2019.02.11

## STANDARDS & OPTIONS

### SS 150 PACKAGE

- ▶ Turning Point "90 degree-plus" turning radius hitch
- ▶ LCI "Revolution" light weight technology I-beam frame and slide system
- ▶ Generation III electric Auto-Leveling system
- ▶ MOR/Ryde Triple "Step Above" Entry/Exit Landing
- ▶ Rear accessory hitch
- ▶ Tire Pressure safety sensors
- ▶ 50 amp detachable marine style power cord with 2nd AC prep
- ▶ 20 amp solar prep
- ▶ Rear view camera prep
- ▶ Cinemax seating with cup holders, heat, massage and backlighting
- ▶ Double high output USB Charging Ports (nightstands, bunks, kitchen and end tables)

- ▶ Deluxe soft pull roller shades (main living slide)
- ▶ Fireplace prep

### 5-STAR KITCHEN PACKAGE

- ▶ "Extend-A-Stay" 11 cu. ft. residential refrigerator with 1000W inverter
- ▶ Seamless countertops throughout
- ▶ Stainless steel appliance accents
- ▶ Commercial grade range with ambient lighting control, glass cover and lower pots/pans drawer
- ▶ Radiant under counter LED lighting
- ▶ High rise deluxe pull down kitchen faucet with spring spout
- ▶ Residential style farm sink with seamless cover
- ▶ "Super U" dinette with pots and pans drawers and ambient underlighting

### DIFFERENCE MAKER PACKAGE

- ▶ Forced air, heated and enclosed gate valves and underbelly
- ▶ High gloss gelcoat front cap with LED lighting
- ▶ Aluminum rims with EZ Lube hubs
- ▶ Adjustable power awning with LED lighting
- ▶ Battery disconnect
- ▶ All weather, heavy duty PVC roof membrane
- ▶ Exterior TV hookup with cable/SAT/110V/LED speakers
- ▶ Friction Hinge Entry Door
- ▶ Large folding entry assist handle
- ▶ "Master Suite" residential size 80" queen mattress
- ▶ G/E DSI Quick recovery water heater
- ▶ "Lock-Tite" wood core cabinetry construction
- ▶ Industry leading, campsite-view, panoramic, slide windows

- ▶ Interior/exterior LED lighting throughout
- ▶ "Master Suite" bedroom design
- ▶ AM/FM/CD/DVD multi-media system with Bluetooth
- ▶ Porcelain stool with water jet assist
- ▶ E-Z retract shower door
- ▶ Bath skylight

### OPTION LIST

- ▶ 15K Air Conditioner IPO 13.5 Air Conditioner
- ▶ 2nd 13.5K Air Conditioner Ducted with Thermostat
- ▶ Foil Insulation Upgrade (Roof, Underbelly, Front Wall, Rear Wall, Under Main Slide Carpet)
- ▶ Large Residential Size HD/LED TV in Main Living Area
- ▶ Fireplace with remote
- ▶ Rear Ladder

## SPECIFICATION DEFINITIONS

**GVWR (Gross Vehicle Weight Rating)** - is the maximum permissible weight of the unit when fully loaded. It includes all weights, inclusive of all fluids, cargo, optional equipment and accessories. For safety and product performance do NOT exceed the GVWR.

**GAWR (Gross Axle Weight Rating)** - is the maximum permissible weight, including cargo, fluids, optional equipment and accessories that can be safely supported by a combination of all axles.

**UVW (Unloaded Vehicle Weight)** - is the typical weight of the unit as manufactured at the factory. It includes all weight at the unit's axle(s) and tongue or

pin and LP Gas. The UVW does not include cargo, fresh potable water, additional optional equipment or dealer installed accessories.

\*Estimated average based on standard build optional equipment.

**CCC (Cargo Carrying Capacity)\*\*** - is the amount of weight available for fresh potable water, cargo, additional optional equipment and accessories. CCC is equal to GVWR minus UVW. Available CCC should accommodate fresh potable water (8.3 lbs per gallon). Before filling the fresh water tank, empty the black and gray tanks to provide for more cargo capacity.

\*\* Estimated average based on standard build optional equipment

Each Forest River RV is weighed at the manufacturing facility prior to shipping. A label identifying the unloaded vehicle weight of the actual unit and the cargo carrying capacity is applied to every Forest River RV prior to leaving our facilities.

The load capacity of your unit is designated by weight, not by volume, so you cannot necessarily use all available space when loading your unit.



**FREE MEMBERSHIP**  
to Forest River Owners' Group

[www.forestrivergroup.com](http://www.forestrivergroup.com)



## CUSTOMER SATISFACTION



[www.ForestRiverBuyLocal.com](http://www.ForestRiverBuyLocal.com)

YOUR SABRE DEALER