

2019

Interstate



Interstate EXT
Tommy Bahama
Interstate Nineteen



AIRSTREAM

Table of Contents

Introduction

Introducing Touring Coaches

Pages
3-13

2019 Airstream Interstate Line

Interstate Lounge EXT

Pages
14-15

Interstate Grand Tour EXT

Pages
16-17

Interstate Nineteen

Pages
18-19

Interstate Details

Interstate Décors & Floorplans

Pages
20-23

Interstate Specifications & Features

Pages
24-27

2019 Special Editions

Tommy Bahama® Special Edition

Pages
28-33

Interstate Slate Edition

Pages
34-39

2019 Airstream Touring Coach Line

Interstate Nineteen

The Interstate Nineteen delivers Airstream luxury and Mercedes-Benz performance – all in a smaller package.



Maneuvering through busy city streets, parking on crowded curbs, and traveling in ultimate comfort have never been easier.

Interstate EXT

Whether it's a long trip or a short jaunt, the Interstate EXT brings bespoke luxury to any journey. Two thoughtful floorplans, 50+ Best-in-Class features, and the performance of Mercedes-Benz have earned Interstate the distinction of being the #1 best-selling Class B diesel motorhome in the U.S. since 2012.



Tommy Bahama® Special Edition

Relax and unwind in luxury with the Tommy Bahama Special Edition Touring Coach. Island-themed décor, built-in bar storage, and powered OceanAir wood shutter blinds inspire the easy pace of island life – no matter where you are.



Interstate Slate Edition

Take your travel experience to the next level with the Interstate Slate Edition – a limited run of 75 individually numbered touring coaches. The sleek interior design features diamond stitched upholstery and two-tone cabinetry, lending an ultra-luxurious feel to the already impressive Interstate line.





For trip inspiration, read our Farms & Wineries Guide.





Turnkey adventure.

The Airstream Interstate is what happens when an American icon meets the world's premier carmaker. The end result is something that drives as perfectly as it sleeps. A combination of luxury touring coach and private jet. Ready to go at the turn of a key and perfect for any adventure – wine country, tailgates, golf trips or exploring our national parks. The only thing you'll be missing with an Interstate is an excuse to stay home.



Experience the legends ...


Airstream

Founded in 1931, Airstream is truly an American icon. With a sterling reputation, built on a foundation of unique designs, futuristic innovations and dependable durability, Airstream has been inspiring adventures for over 85 years.

Mercedes-Benz

Since its inception in 1886, Mercedes-Benz has also been renowned and synonymous with unmatched automotive luxury, performance and advanced technologies.





“Luxe collaboration
between Airstream and
Mercedes-Benz.”

— *Men's Journal*

It's no surprise, when these two world-class companies rallied together to create the Airstream Interstate, it made perfect sense. By pairing sleek Airstream styling with the precision engineering of the Mercedes-Benz Sprinter, the result is a seamless expression of power, opulence, comfort and reliability: the Airstream Interstate.

All Airstream Interstates are luxuriously appointed with a variety of stunning colors, finishes, and fabrics. Your options abound – choose the seating, socializing and sleeping arrangements that best fit your individual preference.



Often imitated, never replicated.

Everything in or on the Airstream Interstate – from cabinets to curtains, power awning to engine – performs as well as it drives. This motor coach has no equal at any trim level, with 50 best-in-class features that come standard. Yes, standard. Every touch point, latch, door and button is reassuringly solid – letting you know it's well crafted for a lifetime of use.



Download our Best-In-Class Guide for more. 



Best-in-Class Features

Read about our best-in-class choices 

Performance

When it comes to performance, unsurpassed quality and unbeatable durability, Airstream® and Mercedes-Benz® lead the way. The award-winning Mercedes-Benz Sprinter is built to Airstream's unique specifications to ensure that dozens of premium chassis upgrades come standard on every Airstream Interstate.

CHASSIS

- ★ Mercedes-Benz® Sprinter 3500 extended
- ★ Mercedes-Benz® 3.0L V6 turbo diesel
- ★ 5-Speed automatic transmission
- ★ 188 horsepower / 325 lbs torque
- ★ 20,000 mile oil maintenance intervals
- ★ 5,000 pounds towing capacity
- ★ BlueTEC emission & fuel reduction technology
- ★ Battery assist
- ★ In-dash maintenance monitoring system
- ★ Multi-function steering wheel w/trip computer
- ★ Tilt & telescopic steering wheel
- ★ Heated windshield
- ★ Heated driver & passenger swivel seats
- ★ Heated power mirrors
- ★ Rear window defrost
- ★ Power windows
- ★ Power door locks
- ★ Hidden storage compartment
- ★ Overhead map lights
- ★ Overhead compartment for sunglasses
- ★ Locking glove box
- ★ Driver & passenger door entry lighting
- ★ Entry assist handles at each door
- ★ Custom floor mats
- ★ Aluminum wheels
- ★ All season tires
- ★ Heavy duty shocks
- ★ Heavy duty springs
- ★ Heavy duty stabilizer bars
- ★ Heavy duty bushings
- ★ Heavy duty brakes
- ★ Heavy duty 220 amp alternator
- ★ Leather wrapped steering wheel

- ✓ Amazing car like handling
- ✓ Easy to drive
- ✓ Quick acceleration
- ✓ Outstanding torque
- ✓ Exceptional fuel mileage (18+ MPG)
- ✓ Maximum strength & durability



Safety



Your safety is the highest priority for Airstream and Mercedes-Benz. Dozens of landmark safety innovations have been integrated into the Airstream Interstate to help protect you, your passengers and your cargo.

SAFETY

- ★ Multiple safety airbags
- ★ Child tethers on select floorplans
- ★ Collision prevention assist
- ★ Lane keeping assist
- ★ Blind spot assist
- ★ Front & rear parking assist
- ★ Trailer stability assist
- ★ High beam assist
- ★ Rear camera assist
- ★ Side camera(s) assist
- ★ Rear view monitor assist
- ★ Load adaptive electronic stability program
- ★ Automatic rain sensing wipers
- ★ Bi-Xenon headlights
- ★ Headlamp cleaning system

- ★ Automatic headlamp on and off
- ★ Fog lamps
- ★ First aid kit
- ★ Emergency flashlight
- ★ Fire extinguisher
- ★ LP gas detector
- ★ Smoke & CO alarm

- ✓ Superior safety
- ✓ State of the art systems
- ✓ Feel confident & in control



Airstream + Mercedes-Benz

Design

World-renowned quality, craftsmanship and engineering goes into all aspects of design from luxurious interiors to exquisite exteriors along with technological excellence that delivers the most highly advanced state-of-the-art systems on the road today.

INTERIOR

- ★ Airstream® interior design & styling
- ★ Aluminum ceiling & trim
- ★ High gloss laminate cabinetry
- ★ Flush mount & solid shut cabinet hardware
- ★ Slide-free interior cabinet finish out
- ★ Ultraleather® seating
- ★ Dupont Corian® countertop
- ★ Magic Suede® on walls & window coverings
- ★ Marine plank style synthetic flooring
- ★ Power day/night shades w/remote control
- ★ Adjustable LED lighting
- ★ Vanity mirrors in cockpit visors

- ✓ Luxuriously appointed
- ✓ Stunning colors, finishes, and fabrics
- ✓ Bold, beautiful, contemporary design



Grand Tour Side Screen Door

EXTERIOR

- ★ Automotive exterior design & styling
- ★ Full body kit (front, sides, rear)
- ★ Chrome enhancement kit
- ★ Airstream® & Mercedes-Benz® badging
- ★ Integrated hidden hitch cover
- ★ 3M® Protective Film on rear bumper
- ★ OE factory color coded components
- ★ Power auto-retract entry step
- ★ Undercarriage LED lighting
- ★ LED lighting service box locations
- ★ Locking service boxes
- ★ LED patio light
- ★ Armless power awning w/LED adjustable lighting
- ★ Aerodynamic awning transition caps
- ★ Side screen door
- ★ Rear power screen door

- ✓ Beautiful body lines & superior stance
- ✓ Uncompromising presence on the road
- ✓ Sleek, sophisticated & stunning style
- ✓ Stand apart from the crowd



Rear Power Screen Door

SYSTEMS

- ★ Construction – composite flooring system, EcoBatt® insulation throughout, premium heavy duty grade materials, latches, and hardware
- ★ Plumbing – macerator waste pump with power hose reel with power knife valves, heated fresh and grey tanks, tankless hot water heater
- ★ Electrical – multiplex touchpad electronic controls master control screen and integrated energy management system, LP generator w/noise-reduction resonator, house batteries, converter/inverter, & solar panels
- ★ NAV – highly advanced GPS navigation system
- ★ Storage – integrated storage throughout including overhead, under beds/sofa, galley and more
- ★ Entertainment – In-dash multimedia with satellite & HD radio, Pandora®, smart phone connectivity and much more; in-cabin HD LED widescreen TV (2), Blu-Ray™ Player, in-motion local TV antenna, pre-wired for satellite systems
- ★ Options – four-wheel drive, rear air suspension with automatic ride height

- ✓ Solid, heavy duty, rattle free construction
- ✓ High-grade materials & components
- ✓ Superior sound deadening from road noise
- ✓ Outstanding insulation from cold/hot conditions
- ✓ Advanced onboard systems with ease of use
- ✓ Well designed. Well built.

SUPPORT

- ★ 24/7 Emergency Roadside Assistance & 24/7 Technical Hotline
- ★ 3 Year/36,000 Mile Warranty
- ★ Coast to Coast Dealer Network
- ★ Features vary by model. See www.airstream.com for more information.



LED Undercarriage Lighting



Power Day/Night Shades



Armless Power Awning with LED Lighting



Centralized System Controls



Premium Cabinetry

Four Wheel Drive, On Demand.



Very limited availability.

Optional on demand, four wheel drive maintains the utmost traction, stability, and control.

Ride on Air.



N/A Interstate Nineteen

Optional air suspension system for improved drivability, stability, and comfort.



The power to go anywhere.
The comfort to keep you there.





Explore the Lounge online



Interstate Lounge EXT



Plenty of galley for everything from breakfast to cocktail hour.

[Explore the Grand Tour online](#)



Interstate Grand Tour EXT

Luxury, squared.



Best-in-class storage systems.



Explore the Nineteen online



Interstate Nineteen



Compact size.
Supreme comfort.



Luxurious amenities. Breathtaking comfort. Astonishing use of space.

Interstate Interior Décor



Columbian Walnut



Oyster



Black

Ultraleather® Seating Choice



Countertop



Flooring



Cabinetry



Light Camel



Oyster



Black

Ultraleather® Seating Choice



Countertop




Flooring



Cabinetry



Beach Wood



Moon



Black

Ultraleather® Seating Choice



Countertop



Flooring



Cabinetry



The handy workstation (Grand Tour EXT only) is the perfect place to catch up on the day's events, check in with work or write your masterpiece.

Interstate Floorplans

Interstate Lounge EXT

Find your floorplan online.



Interstate EXT



Interstate EXT Bedding



All Interstates are available in three exterior colors: Brilliant Silver Metallic, Arctic White, or Jet Black.



Rest stop without the stopping.

Interstate Grand Tour EXT

Find your floorplan online.



Grand Tour EXT

Interstate Nineteen

Find your floorplan online.



Interstate Nineteen



Grand Tour EXT Bedding



Interstate Nineteen Bedding



Grand Tour EXT Twin



Interstate Specifications

	Lounge EXT	Grand Tour EXT	Nineteen
Chassis	Mercedes-Benz® Sprinter 3500 Extended	Mercedes-Benz® Sprinter 3500 Extended	Mercedes-Benz® Sprinter 2500
Engine	Mercedes-Benz® 3.0L V6 Turbo Diesel	Mercedes-Benz® 3.0L V6 Turbo Diesel	Mercedes-Benz® 3.0L V6 Turbo Diesel
Emissions	BlueTEC SCR Technology, 50 State – EPA/CARB Standards	BlueTEC SCR Technology, 50 State – EPA/CARB Standards	BlueTEC SCR Technology, 50 State – EPA/CARB Standards
Horsepower	188 HP / 325 lbs. torque	188 HP / 325 lbs. torque	188 HP / 325 lbs. torque
Transmission	5 Speed Automatic	5 Speed Automatic	5 Speed Automatic
Axle Ratio	3.92	3.92	3.92
Wheelbase	170 in.	170 in.	144 in.
MPG*	18+ Estimated Highway	18+ Estimated Highway	18+ Estimated Highway
Chassis Safety System	Mercedes-Benz® Adaptive ESP® (Electronic Stability Program)	Mercedes-Benz® Adaptive ESP® (Electronic Stability Program)	Mercedes-Benz® Adaptive ESP® (Electronic Stability Program)
GVWR/GCWR	11,030 lbs. / 15,250 lbs.	11,030 lbs. / 15,250 lbs.	8,550 lbs. / 13,550 lbs.
UBW	9,300 lbs. 2WD/9,575 4WD (add 90 lbs. for air suspension and 240 lbs. leveling jacks)	<i>Grand Tour:</i> 9,050 lbs. 2WD/9,325 lbs. 4WD (add 90 lbs. for air suspension/275 lbs. for jacks) <i>Grand Tour Twin:</i> 8,684 lbs. 2WD/8,959 lbs. 4WD (add 90 lbs. for air suspension/275 lbs. for jacks)	7,346 lbs.
OCCC	1,730 lbs. 2WD/1,455 4WD (deduct 90 lbs. for air suspension and 240 lbs. leveling jacks)	<i>Grand Tour:</i> 1,980 lbs. 2WD/1,705 4WD (deduct 90 lbs. for air suspension and 240 lbs. leveling jacks) <i>Grand Tour Twin:</i> 2,346 lbs. 2WD/2,071 4WD (deduct 90 lbs. for air suspension and 240 lbs. leveling jacks)	1,204 lbs.
Tow Package	Mercedes-Benz® Hitch, 7 Pin Trailer Plug, Brake Control Pre-wired	Mercedes-Benz® Hitch, 7 Pin Trailer Plug, Brake Control Pre-wired	Mercedes-Benz® Hitch, 7 Pin Trailer Plug, Brake Control Pre-wired
Tow Capacity**	Up to 5,000 lbs.	Up to 5,000 lbs.	Up to 5,000 lbs.
Trailer Safety System	Mercedes-Benz® Trailer Stability Assist System	Mercedes-Benz® Trailer Stability Assist System	Mercedes-Benz® Trailer Stability Assist System
Overall Length	24 ft. 1 in.	24 ft. 4.5 in.	19 ft. 5 in.
Overall Height	9 ft. 8 in. 2WD/9 ft. 11 in. 4WD (includes A/C & Antenna)	9 ft. 8 in. 2WD/9 ft. 11 in. 4WD (includes A/C & Antenna)	9 ft. 7 in. (includes A/C & Antenna)
Overall Width	6 ft. 7.7 in.	6 ft. 7.7 in.	6 ft. 7 in.
Interior Height/Width	6 ft. 2.25 in. / 5 ft. 10 in.	6 ft. 2.25 in. / 5 ft. 10 in.	6 ft. 2 in. / 5 ft. 8 in.
Tank Capacities	26 gals. (Fresh), 27 gals. (Grey), 13 gal. (Black)	26 gals. (Fresh), 27 gals. (Grey), 14 gals. (Black)	20 gals. (Fresh), 15 gals. (Grey), 10 gals. (Black)
LPG	14.55 gals. (61.9 lbs.) 77% fill	14.55 gals. (61.9 lbs) 77% fill	9.34 gals. (38.4 lbs.) 77% fill
Diesel Fuel	24.5 gals.	24.5 gals.	24.5 gals.
Air Conditioner	13,500 BTU	13,500 BTU	13,000 BTU (with heat strips)
Furnace	16,000 BTU	16,000 BTU	14,300 BTU Truma Combi Eco Plus Furnace
Water Heater	60,000 BTU On-Demand Continuous Flow	60,000 BTU On-Demand Continuous Flow	Truma Combi Eco Plus Hot Water

Heated Tanks	Fresh and Grey Tanks (12 volt)	Fresh and Grey Tanks (12 volt)	Fresh and Grey Tanks (12 volt)
	Lounge EXT	Grand Tour EXT	Nineteen
Refrigerator & Freezer	3.1 cu. ft.	5.0 cu. ft. Fridge / 1.6 cu. ft. Freezer (110 volt)	3.2 cu. ft.
Microwave	1.2 cu. ft. Drawer Microwave	1.2 cu. ft. Drawer Microwave	0.7 cu. ft. Microwave
Cooktop	2 Burner with Integrated Cover	2 Burner with Integrated Cover	2 Burner with Integrated Cover
Safety Components	LP Gas Detector, Smoke and CO ₂ Alarm, Fire Extinguisher, First Aid Kit	LP Gas Detector, Smoke and CO ₂ Alarm, Fire Extinguisher, First Aid Kit	LP Gas Detector, Smoke and CO ₂ Alarm, Fire Extinguisher
Plumbing System	Macerator Pump System	Macerator Pump System	Macerator Pump System
TV Antenna	Omni Directional In-motion VHF/UHF	Omni Directional In-motion VHF/UHF	Omni Directional In-motion VHF/UHF
TV Cable	Cable TV Outlets/Hook-ups	Cable TV Outlets/Hook-ups	Cable TV Outlets/Hook-ups
TV Satellite	Pre-wired for Satellite Dish	Pre-wired for Satellite Dish	Pre-wired for Satellite Dish
Electrical System	Touch Screen/Touch Pad Electronic Controls with Energy Management System	Touch Screen/Touch Pad Electronic Controls with Energy Management System	Touch Screen/Touch Pad Electronic Controls with Energy Management System
Converter/Inverter	50 amp Multi-stage Charger, 1,000 Watt Pure Sine Inverter	50 amp Multi-stage Charger, 1,000 Watt Pure Sine Inverter	50 amp Multi-stage Charger, 1,000 Watt Pure Sine Inverter
Generator	2.5 kW (LPG) with Auto Start and Ultra Quiet Resonator	2.5 kW (LPG) with Auto Start and Ultra Quiet Resonator	2.5 kW (LPG) with Auto Start and Ultra Quiet Resonator
Batteries (Coach)	4 – 12 Volt Deep Cycle Maintenance Free Group 24 AGMs	4 – 12 Volt Deep Cycle Maintenance Free Group 24 AGMs	2 – 12 Volt Deep Cycle Maintenance Free Group 24 AGMs
Shore Power	30 amp/110 Volt Service	30 amp/110 Volt Service	30 amp/110 Volt Service
Solar Power	300 Watt Solar System	300 Watt Solar System	250 Watt Solar System
Support	24/7 365 Roadside Assistance	24/7 365 Roadside Assistance	24/7 365 Roadside Assistance
Warranty***	3 Years/36,000 Miles Airstream 3 Years/36,000 Miles Mercedes-Benz® 5 Years/100,000 Miles Mercedes-Benz® Engine	3 Years/36,000 Miles Airstream 3 Years/36,000 Miles Mercedes-Benz® 5 Years/100,000 Miles Mercedes-Benz® Engine	3 Years/36,000 Miles Airstream 3 Years/36,000 Miles Mercedes-Benz® 5 Years/100,000 Miles Mercedes-Benz® Engine

* Actual mileage may vary due to load, driving style, and overall conditions.

** Typical tow capacity will range from 4,200-5,000 lbs dependent upon build spec and intended vehicle loading with people, cargo, and fluids.

*** New Vehicle Limited Warranty. Individual components may vary. See Owners Manual for specific warranty coverage and information.



Interstate Features

Safety Features	Lounge	Grand Tour	Nineteen
Multiple Safety Air Bags	STD	STD	STD
Collision Prevention Assist	STD	STD	STD
Lane Keeping Assist	STD	STD	STD
Blind Spot Assist	STD	STD	STD
Front & Rear Parking Assist	STD	STD	STD
High Beam Assist	STD	STD	STD
Rear & Side Camera Assist	STD	STD	STD
Rain Sensing Windshield Wipers	STD	STD	STD
Child Safety Tether Anchors (2 Mid Captain Seats)	STD	—	—




Cockpit Features	Lounge	Grand Tour	Nineteen
Heated Driver/Passenger Seats	STD	STD	STD
Tilt & Telescopic Steering Wheel	STD	STD	STD
Multifunctional Steering Wheel	STD	STD	STD
Locking Glove Box	STD	STD	STD
Entry Door Lighting	STD	STD	STD
Overhead Map Lights	STD	STD	STD
In-Dash Maintenance Monitoring System	STD	STD	STD
Touch Screen NAV/SAT Radio/DVD System (8 in.)	STD	STD	STD
Rear & Side View Camera Monitor	STD	STD	STD
Cockpit Carpet Floor Mats	STD	STD	STD
Privacy Shades	STD	STD	STD

Exterior Features	Lounge	Grand Tour	Nineteen
Full Body Kit	STD	STD	STD
Hidden Hitch Cover Rear Bumper	STD	STD	STD
3M® Protective Film Rear Bumper	STD	STD	—
Fog Lamps	STD	STD	STD
Mercedes Benz Aluminum Wheels	—	—	STD
Alcoa® DuraBright Aluminum Wheels	STD	STD	—
Bi-Xenon Headlights with Washer System	STD	STD	STD
Heated Windshield	STD	STD	STD
Power Heated Mirrors	STD	STD	STD
Power Armless Awning with Auto-Retract	STD	STD	STD
Power Entry Step (sliding side door)	STD	STD	STD
LED Lighting – patio, service box locations, adjustable awning & under carriage	STD	STD	STD
Locking Service Boxes	STD	STD	STD
Exterior Shower with Hot & Cold Water	STD	STD	STD
LP Accessory Hook-up (Grill)	STD	STD	STD
Power Rear Screen	STD	STD	STD
Side Screen Door	STD	STD	STD
110V Outlet	STD	STD	STD
Air Ride Suspension	OPT	OPT	—
4-Wheel Drive	OPT	OPT	OPT
Hydraulic Leveling Jacks	OPT	OPT	—



Main Cabin Features	Lounge	Grand Tour	Nineteen
Signature Aluminum Ceiling & Trim	STD	STD	STD
High Gloss Laminate Cabinetry	STD	STD	STD
Flush-Mount & Solid Shut Cabinets	STD	STD	STD
Ultraleather® Seating	STD	STD	STD
Magic Suede® on Walls & Window Coverings	STD	STD	STD
Built in Work Station	—	STD	—
Power Window Shades	STD	STD	STD
Plank Style Synthetic Flooring	STD	STD	STD
Adjustable LED Lighting	STD	STD	STD
Dupont Corian® Pedestal Table (1)	STD	STD	STD
LED Widescreen HDTVs	STD (2)	STD (2)	STD (1)
Blu-Ray™ Player	STD	STD	—
Power Rear Sofa	STD	STD (GT)	STD
Twin Rear Beds	—	STD (GT Twin)	—
Pass-Thru Rear Storage	STD	STD (GT)	—
USB Charging Ports	STD	STD	STD
Pantry with Built-In Drawers & Shelves	—	STD	—
Overhead Wardrobe Closet	OPT	OPT (GT)	—
Rear Hidden Floor Storage	STD (N/A w/Air Ride Suspension)	STD (N/A w/GT Twin or Air Suspension)	—
Fantastic® Fan with Rain Sensor	STD	STD	STD
Rear Cabin Carpet Kit (Black)	OPT	OPT	OPT

 Explore the features online:

- ▶ Interstate Lounge EXT
- ▶ Interstate Grand Tour EXT
- ▶ Interstate Nineteen

Bathroom (Wet Bath) Features	Lounge	Grand Tour	Nineteen
Toilet	STD	STD	STD
Sink with Articulated Mirror	STD	STD	STD
Retractable Clothes Line	STD	STD	STD
Towel Rack	STD	STD	STD
Riveted Aluminum Porthole Door	STD	—	STD

Galley Features	Lounge	Grand Tour	Nineteen
Corian® Countertop with Backsplash	STD	STD	STD
Corian® Galley Shelf	STD	STD	STD
Sink with Integrated Cover	STD	STD	STD
Cooktop with Integrated Cover	STD	STD	STD
Waste Basket & Paper Towel Holder (built-in under galley top)	—	STD	—

Information and Specifications are based on the 2019 model year and are subject to change without notice. For additional information, consult your Authorized Airstream Dealer.





Explore the Tommy Bahama online



Interstate Tommy Bahama® Edition



Tommy Bahama

RELAX EDITION



Lean in to laid back.



Tommy Bahama® Special Edition Decor

Tommy Bahama® Relax Edition [Want to see more? Step inside. !\[\]\(d0a1791f26d167e866e44ebbf83efebe_img.jpg\)](#)



Seating



Bedsread



Cabinetry



Accent




Accent



Accent



Flooring



Countertops



Awning



Tommy Bahama® Floorplans

Find your floorplan online.



Lounge



Grand Tour




Relax, we've already set the mood with complimentary island-approved barware and a scented candle.



Get your newly laid back life started in style with the complimentary Tommy Bahama® cooler, chairs and Marlin mug set.

Tommy Bahama® Special Edition Specifications

Chassis	Mercedes-Benz® Sprinter 3500 Extended
Engine	Mercedes-Benz® 3.0L V6 Turbo Diesel
Emissions	BlueTEC SCR Technology, 50 State – EPA/CARB Standards
Horsepower	188 HP / 325 lbs. torque
Transmission	5 Speed Automatic
Axle Ratio	3.92
Wheelbase	170 in.
MPG*	18+ Estimated Highway
Chassis Safety System	Mercedes-Benz® Adaptive ESP® (Electronic Stability Program)
GVWR/GCWR	11,030 lbs. / 15,250 lbs.
UBW	<i>Lounge:</i> 9,300 lbs. 2WD / 9,575 lbs. 4WD (add 90 lbs. for air suspension/add 240 lbs. for leveling jacks) <i>Grand Tour:</i> 9,050 lbs. 2WD / 9,325 lbs. 4WD (add 90 lbs. for air suspension/add 240 lbs. for leveling jacks)
OCCC	<i>Lounge:</i> 1,730 lbs. 2WD / 1,455 lbs. 4WD (deduct 90 lbs. for air suspension/deduct 240 lbs. for leveling jacks) <i>Grand Tour:</i> 1,980 lbs. 2WD / 1,705 lbs. 4WD (deduct 90 lbs. for air suspension/deduct 240 lbs. for leveling jacks)
Tow Package	Mercedes-Benz® Hitch, 7 Pin Trailer Plug, Brake Control Pre-wired
Tow Capacity**	Up to 5,000 lbs.
Trailer Safety System	Mercedes-Benz® Trailer Stability Assist System
Overall Length	24 ft. 4.5 in.
Overall Height	9 ft. 8 in. 2WD / 9 ft. 11 in. 4WD (includes A/C & Antenna)
Overall Width	6 ft. 7.7 in.
Interior Height/Width	6 ft. 2.25 in. / 5 ft. 10 in.
Tank Capacities	<i>Lounge:</i> Fresh-26 gals., Grey-27 gals., Black-13 gals. <i>Grand Tour:</i> 14 gals.



Custom Tommy Bahama® floormats

LPG	14.55 gals. (61.9 lbs.) 77% fill
Diesel Fuel	24.5 gals.
Air Conditioner	13,500 BTU
Furnace	16,000 BTU
Water Heater	60,000 BTU On-Demand Continuous Flow
Heated Tanks	Fresh and Grey Tanks (12 volt)
Refrigerator & Freezer	<i>Lounge:</i> 3.1 cu. ft. Fridge (110 volt) <i>Grand Tour:</i> 5.0 cu. ft. Fridge & 1.6 cu. ft. Drawer Freezer (110 volt)
Microwave	1.2 Cubic Feet Drawer Microwave
Cooktop	2 Burner with Integrated Cover
Safety Components	LP Gas Detector, Smoke and CO ₂ Alarm, Fire Extinguisher, First Aid Kit
Plumbing System	Macerator Pump System
TV Antenna	Omni Directional In-motion VHF/UHF
TV Cable	Cable TV Outlets/Hook-ups
TV Satellite	Pre-wired for Satellite Dish
Electrical System	Touch Screen/Touch Pad Electronic Controls with Energy Management System
Converter/Inverter	50 amp Multi-stage Charger, 1,000 watt Pure Sine Inverter
Generator	2.5 kW (LPG) with Auto Start and Ultra Quiet Resonator
Batteries (Coach)	4-12 Volt Deep Cycle Maintenance Free Group 24 AGMs
Shore Power	30 amp/110 Volt Service
Solar Power	300 Watt Solar System
Support	24/7 365 Roadside Assistance
Warranty***	3 Years/36,000 Miles Airstream 3 Years/36,000 Miles Mercedes-Benz® 5 Years/100,000 Miles Mercedes-Benz® Engine

* Actual mileage may vary due to load, driving style, and overall conditions.

** Typical tow capacity will range from 4,200-5,000 lbs dependent upon build spec and intended vehicle loading with people, cargo, and fluids.

*** New Vehicle Limited Warranty. Individual components may vary. See Owners Manual for specific warranty coverage and information.

Information and Specifications are based on the 2019 model year and are subject to change without notice. For additional information, consult your Authorized Airstream Dealer.

Safety Features

Multiple Safety Air Bags	STD
Collision Prevention Assist	STD
Lane Keeping Assist	STD
Blind Spot Assist	STD
Front & Rear Parking Assist	STD
High Beam Assist	STD
Rear & Side Camera Assist	STD
Rain Sensing Windshield Wipers	STD
Spare Tire	STD
Child Safety Tether Anchors (2-Mid Captains Seats - Lounge Only)	STD

Cockpit

Heated Driver/Passenger Seats	STD
Tilt & Telescopic Steering Wheel	STD
Multifunctional Steering Wheel	STD
Locking Glove Box	STD
Entry Door Lighting	STD
Overhead Map Lights	STD
In-Dash Maintenance Monitoring System	STD
Touch Screen NAV/SAT Radio/DVD System (8")	STD
Rear & Side View Camera Monitor	STD
Cockpit Carpet Floor Mats	STD
Privacy Shades	STD

Exterior

Full Body Kit	STD
Hidden Hitch Cover Rear Bumper	STD
3M® Protective Film Rear Bumper	STD
Fog Lamps	STD
Alcoa® DuraBright Wheels	STD
Xenon Headlights with Washer System	STD
Heated Windshield	STD
Power Heated Mirrors	STD
Power Armless Awning with Auto-Retract	STD
Power Entry Step (sliding side door)	STD
LED Lighting - patio, service box locations, awning (adjustable), under carriage (adjustable)	STD
Locking Service Boxes	STD
Exterior Shower with Hot & Cold Water	STD
LP Accessory Hook-up (Grill)	STD
Power Rear Screen	STD
Side Screen Door	STD
110V Outlet	STD
Air Ride Suspension	OPT
4-Wheel Drive	OPT
Hydraulic Leveling Jacks	OPT



Main Cabin


Signature Aluminum Ceiling & Trim	STD
Matte Finish Laminate Cabinetry	STD
Flush-Mount & Solid Shut Cabinets	STD
UltraLeather™ Seating	STD
Magic Suede® on Walls & Window Coverings	STD
Power Day/Night Window Shades	STD
Woven Plank Design Synthetic Flooring	STD
Adjustable LED Lighting	STD
Corian Pedestal Table (1)	STD
LED Widescreen HDTVs (2)	STD
Blu-Ray® Player	STD
Power Rear Sofa	STD
Pass-Thru Rear Storage	STD
Built-in Workstation (Grand Tour only)	STD
USB Charging Ports	STD
Overhead Wardrobe Closet	OPT
Rear Hidden Floor Storage (N/A with Air Suspension)	STD
Additional Rear Seat	STD
Fantastic Fan with Rain Sensor	STD
Rear Cabin Carpet Kit (Black)	OPT

Bathroom (Wet Bath)

Toilet	STD
One-Piece Shower	STD
Sink with Articulated Mirror	STD
Retractable Clothesline	STD
Towel Rack	STD
Louvered Door	STD

Galley

Corian® Countertop with Backsplash	STD
Corian® Galley Flip-up Shelf	STD
Sink with Integrated Cover	STD
Cooktop with Integrated Cover	STD
Bar Storage Rack	STD

 See even more features



Interstate Slate Edition



Limited Edition.
Infinite Style.



Diamond stitching and two-tone cabinetry take the Interstate to a new level of luxury.



Decors



Ultraleather® Seating Choice



Countertop



Flooring



Cabinetry

Floorplans

Interstate Slate Edition Lounge EXT



Interstate Slate Edition Grand Tour EXT



Slate Edition Specifications

Chassis	Mercedes-Benz® Sprinter 3500 Extended
Engine	Mercedes-Benz® 3.0L V6 Turbo Diesel
Emissions	BlueTEC SCR Technology, 50 State – EPA/CARB Standards
Horsepower	188 HP / 325 lbs. torque
Transmission	5 Speed Automatic
Axle Ratio	3.92
Wheelbase	170 in.
MPG*	18+ Estimated Highway
Chassis Safety System	Mercedes-Benz® Adaptive ESP® (Electronic Stability Program)
GVWR/GCWR	11,030 lbs. / 15,250 lbs.
UBW	<i>Lounge:</i> 9,300 lbs. (add 90 lbs. for air suspension/add 240 lbs. for leveling jacks) <i>Grand Tour:</i> 9,050 lbs. (add 90 lbs. for air suspension/add 240 lbs. for leveling jacks)
OCCE	<i>Lounge:</i> 1,730 lbs. 2WD (deduct 90 lbs. for air suspension/deduct 240 lbs. for leveling jacks) <i>Grand Tour:</i> 1,980 lbs. (deduct 90 lbs. for air suspension/deduct 240 lbs. for leveling jacks)
Tow Package	Mercedes-Benz® Hitch, 7 Pin Trailer Plug, Brake Control Pre-wired
Tow Capacity**	Up to 5,000 lbs.
Trailer Safety System	Mercedes-Benz® Trailer Stability Assist System
Overall Length	24 ft. 4.5 in.
Overall Height	9 ft. 8 in. (includes A/C & Antenna)
Overall Width	6 ft. 7.7 in.
Interior Height/Width	6 ft. 2.25 in. / 5 ft. 10 in.
Tank Capacities	<i>Lounge:</i> Fresh-26 gals., Grey-27 gals., Black-13 gals. <i>Grand Tour:</i> 14 gals.
LPG	14.55 gals. (61.9 lbs) 77% fill
Diesel Fuel	24.5 gals.
Air Conditioner	13,500 BTU
Furnace	16,000 BTU
Water Heater	60,000 BTU On-Demand Continuous Flow
Heated Tanks	Fresh and Grey Tanks (12 volt)
Refrigerator & Freezer	<i>Lounge:</i> 3.1 cu. ft. Fridge (110 volt) <i>Grand Tour:</i> 5.0 cu. ft. Fridge & 1.6 cu. ft. Drawer Freezer (110 volt)
Microwave	1.2 Cubic Feet Drawer Microwave
Cooktop	2 Burner with Integrated Cover

Safety Components	LP Gas Detector, Smoke and CO ₂ Alarm, Fire Extinguisher, First Aid Kit
Plumbing System	Macerator Pump System
TV Antenna	Omni Directional In-motion VHF/UHF
TV Cable	Cable TV Outlets/Hook-ups
TV Satellite	Pre-wired for Satellite Dish
Electrical System	Touch Screen/Touch Pad Electronic Controls with Energy Management System
Converter/Inverter	50 amp Multi-stage Charger, 1,000 watt Pure Sine Inverter
Generator	2.5 kW (LPG) with Auto Start and Ultra Quiet Resonator
Batteries (Coach)	4-12 Volt Deep Cycle Maintenance Free Group 24 AGMs
Shore Power	30 amp/110 Volt Service
Solar Power	300 Watt Solar System
Support	24/7 365 Roadside Assistance
Warranty***	3 Years/36,000 Miles Airstream 3 Years/36,000 Miles Mercedes-Benz® 5 Years/100,000 Miles Mercedes-Benz® Engine

* Actual mileage may vary due to load, driving style, and overall conditions.

** Typical tow capacity will range from 4,200-5,000 lbs dependent upon build spec and intended vehicle loading with people, cargo, and fluids.

*** New Vehicle Limited Warranty. Individual components may vary. See Owners Manual for specific warranty coverage and information.



Safety Features

Multiple Safety Air Bags	STD
Collision Prevention Assist	STD
Lane Keeping Assist	STD
Blind Spot Assist	STD
Front & Rear Parking Assist	STD
High Beam Assist	STD
Rear & Side Camera Assist	STD
Rain Sensing Windshield Wipers	STD
Spare Tire	STD
Child Safety Tether Anchors (2-Mid Captains Seats - Lounge Only)	STD

Cockpit Features

Heated Driver/Passenger Seats	STD
Tilt & Telescopic Steering Wheel	STD
Multifunctional Steering Wheel	STD
Locking Glove Box	STD
Entry Door Lighting	STD
Overhead Map Lights	STD
In-Dash Maintenance Monitoring System	STD
Touch Screen NAV/SAT Radio/DVD System (8")	STD
Rear & Side View Camera Monitor	STD
Cockpit Carpet Floor Mats	STD
Privacy Shades	STD

Exterior Features

Full Body Kit	STD
Hidden Hitch Cover Rear Bumper	STD
3M Protective Film Rear Bumper	STD
Fog Lamps	STD
Alcoa® DuraBright Wheels	STD
Xenon Headlights with Washer System	STD
Heated Windshield	STD
Power Heated Mirrors	STD
Power Armless Awning with Auto-Retract	STD
Power Entry Step (sliding side door)	STD
LED Lighting - patio, service box locations, awning (adjustable), under carriage (adjustable)	STD
Locking Service Boxes	STD
Exterior Shower with Hot & Cold Water	STD
LP Accessory Hook-up (Grill)	STD
Power Rear Screen	STD
Side Screen Door	STD
110V Outlet	STD
Air Ride Suspension	OPT
4-Wheel Drive	OPT
Hydraulic Leveling Jacks	OPT

Main Cabin Features

Signature Aluminum Ceiling & Trim	STD
Matte Finish Laminate Cabinetry	STD
Flush-Mount & Solid Shut Cabinets	STD
UltraLeather™ Diamond Pattern Seating	STD
Walls & Window Coverings	STD
Power Day/Night Window Shades	STD
Woven Synthetic Flooring	STD
Adjustable LED Lighting	STD
Corian Pedestal Table (1)	STD
LED Widescreen HDTVs (2)	STD
Blu-Ray® Player	STD
Power Rear Sofa	STD
Power Ottomans	STD
Pass-Thru Rear Storage	STD
Built-in Workstation (Grand Tour only)	STD
USB Charging Ports	STD
Overhead Wardrobe Closet	OPT
Rear Hidden Floor Storage (N/A with Air Suspension)	STD
Additional Rear Seat	STD
Fantastic Fan with Rain Sensor	STD
Rear Cabin Carpet Kit (Black)	STD

Bathroom (Wet Bath) Features

Toilet	STD
One-Piece Shower	STD
Sink with Articulated Mirror	STD
Retractable Clothesline	STD
Towel Rack	STD
Louvered Door	STD

Galley Features

Solid Surface Countertop with Backsplash	STD
Solid Surface Galley Flip-up Shelf	STD
Sink with Integrated Cover	STD
Cooktop with Integrated Cover	STD
Numbered Edition Plaque	STD


Information and Specifications are based on the 2019 model year and are subject to change without notice. For additional information, consult your Authorized Airstream Dealer.




Best-in-class comes standard.

There's not just one reason why the Airstream Interstate has been the top selling Class B touring coach in the U.S. for the last five years in a row. With over 50 best-in-class features in every Interstate, the standard level of comfort and sophistication you deserve takes on new meaning.

Roll with the best.® Roll with Airstream® + Mercedes Benz®.

 See our best-in-class features in action.

 Find your dealer.

AIRSTREAM

419 West Pike Street
P.O. Box 629
Jackson Center, OH
45334 USA

937-596-6111
www.airstream.com



Our Exclusive Partner

Airstream is an exclusive partner of the Mercedes-Benz Club of America and every purchase of a new Airstream Interstate Touring Coach comes with a *free one-year MBCA membership.*

Product information, specifications, and photography in this brochure were as accurate as possible at time of printing. Photographs may contain some features that are optional on your vehicle. Since we continually strive to improve our products, actual products may differ. Prices and specifications are subject to change without notice. All capacities are approximate and dimensions are nominal. Some features or options may be different or unavailable in other countries.

Warning – The recreational vehicle weight must remain within the manufacturer's specified chassis weight limit. Do not overload the recreational vehicle through the addition of water, options, cargo or otherwise.

TOMMY BAHAMA is a registered trademark of Tommy Bahama Group, Inc. Used with permission.

AIRSTREAM and all related model names, slogans, logos, and trademarks used herein are owned or are used under license by Airstream, Inc. MERCEDES BENZ® and related logos and trademarks are owned by Daimler AG and are used with permission. All other third party trademarks are owned by their respective owners.

All content and images
© Airstream 2018

INTST 10k 8/18