



TRAILMASTER

TRAVEL TRAILERS



FAMILY OWNED SINCE 1983

TRAILMASTER

EXPLORE, ESCAPE, RELAX, DISCOVER, AND CELEBRATE LIFE



Our innovative floor plans and advanced construction technology make best use of your precious time, space, and money. (299SBW shown.)

Cozy bunks give youngsters a place of their own - pets love them too! (271DDS shown.)

Bunk Rooms include hookups for media, closets, individual lights and USB ports. (321TBS shown)

With Bunk Rooms like this, it's no wonder kids love camping! (321TBS shown)

Our Slide-Outs expand your living space, provide extra storage, and offer picture-perfect views of the great outdoors. (288ISL shown.)



Our exclusive Gulf Stream Coach Warranty gives you THREE YEARS of coverage on key structural components of your new Trailmaster Travel Trailer. That extended protection is also offered to Gulf Stream Coach owners by many of the manufacturers that supply components for Trailmaster units, including the refrigerator, antenna, furnace, water heater, air conditioner, awning, range, microwave, and more.

Check the full warranty for complete information and details.



Stainless steel appliances, stylish interior design, and all the comforts of home - That's what camping is like in a Trailmaster travel trailer. (288ISL shown.)



Master Bedrooms feature a queen-size bed with bedspread, under-bed storage, closets, nightstands, reading lights, and handy outlets for 110V and USB devices. (321TBS shown.)

TRAILMASTER

GIVE YOUR FAMILY THE BEAUTY,
SERENITY, AND EXCITEMENT OF
LIFE IN THE REAL WORLD



Honored with the distinguished DSI Quality Circle Award
by the Recreational Vehicle Dealers Association

True gourmet kitchens, with all the storage, counterspace, lighting,
and appliances you want. (299SBW shown here.)



U-Shaped Dinettes - Room for family, food,
shown here in the 288ISL



Freestanding dining table, chairs, and sunra
standard dinette, shown here in the 299SBW



guests, and games;



In our GSX Toy Haulers, fold-up sofas move out of the way to make room for your ATV or motorcycle. (G26 shown)

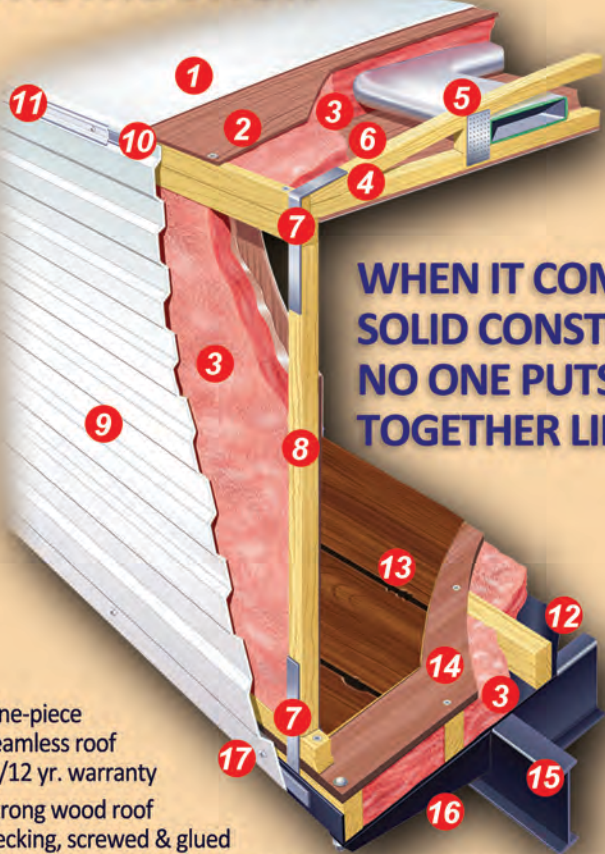


from windows - an option to our
TV.



Our GSX Toy Haulers bring all the comforts of home to your off-road adventure. (G26 shown)

CONSTRUCTION



WHEN IT COMES TO SOLID CONSTRUCTION, NO ONE PUTS IT TOGETHER LIKE WE DO

1. One-piece seamless roof w/12 yr. warranty
2. Strong wood roof decking, screwed & glued
3. Thick energy-saving blankets of hand-cut fiberglass insulation in ceiling, walls & floors; insulation bonded to walls to prevent settling
4. Reinforced truss-style roof construction
5. Insulated air conditioning ducts in insulated ceiling space
6. Interior ceiling board
7. Galvanized steel straps to increase roof-to-wall & wall-to-floor strength
8. Sturdy wood sidewall 16" on center, set on floor & screwed in for maximum strength
9. Aluminum siding w/baked enamel finish
10. Butyl caulk for better seal, fewer streaks
11. Drip rail to direct rain runoff away from unit
12. Tough polymax underbelly overlaps sides & ends to protect against moisture & debris
13. Durable heavy-gauge vinyl floor covering
14. 5/8" floor decking screwed & glued to floor joists, 13" on center
15. Powder-coated I-beam steel frame
16. Full-width steel outriggers for superior strength and support
17. Heavy gauge radius lower metal

LOOK FOR THESE KEY FEATURES & OPTIONS



Stay entertained with standard home theater sound bar and options for up to 50" LED HDTV.



New EverChill 10.7 cu. ft. Stainless Steel Refrigerator/Freezer and Gourmet Gas Range with tempered Glass Top & Tile Splatter Guard.



Our product planners make use of all available space for storage drawers and cabinets.



Electric Fireplace/Heater option takes the chill off cool mornings; adds a peaceful evening glow.



Versatile Double-Bowl Sink and Hi-Arc Faucet make cooking and cleanups easier.



110 volt and USB Power Outlets are found in the handiest places.

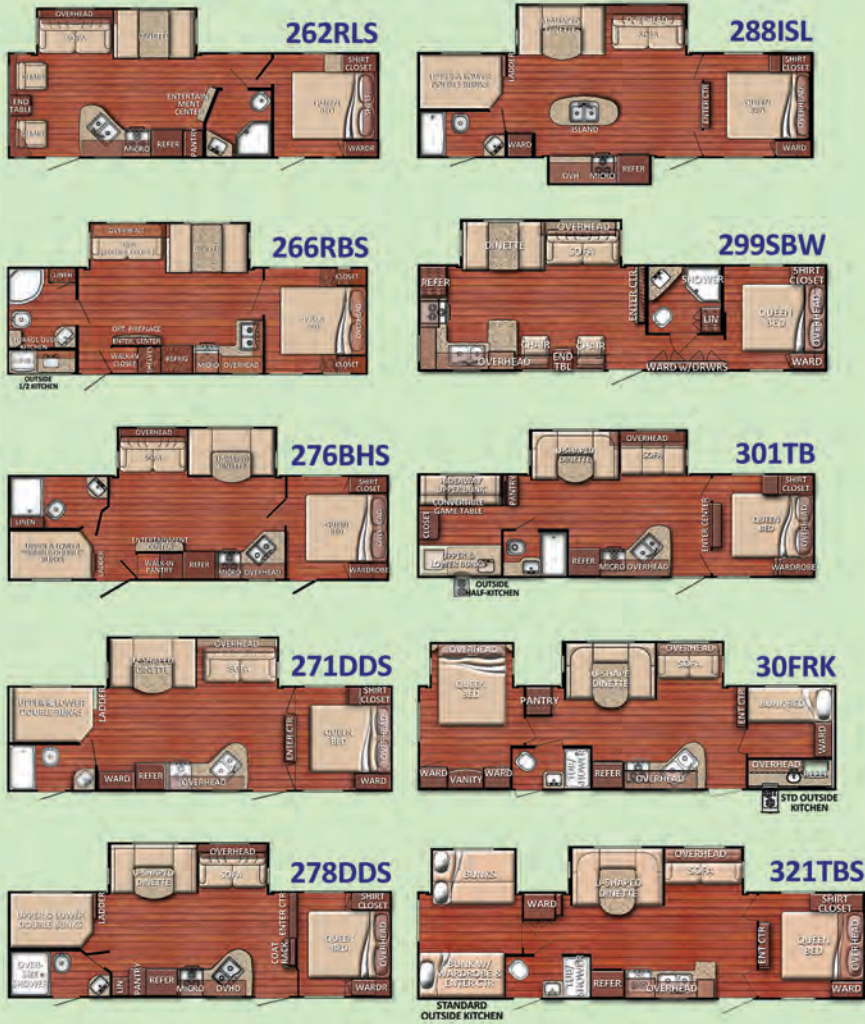


Our Outdoor Kitchens & Mini-Kitchens let the camp chef join the fun outside and keep food & beverages handy.



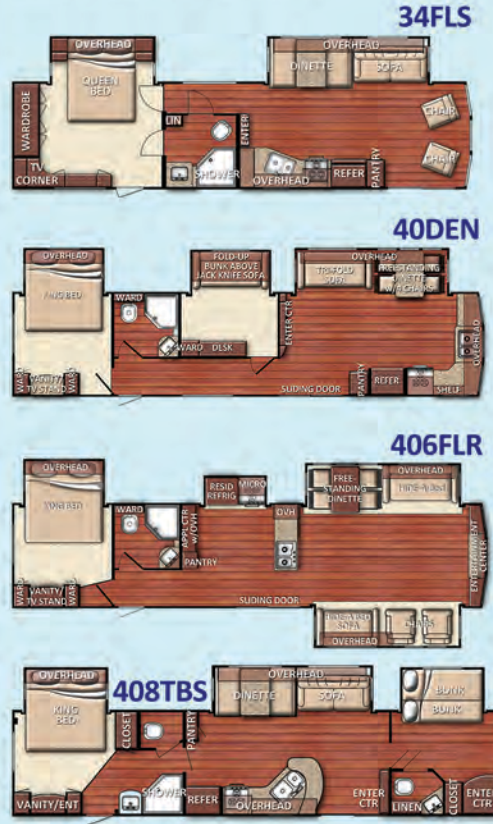
Our Solid Step gives you a firm, stable, rock-solid footing; folds easily out of the way.

TRAVEL TRAILERS



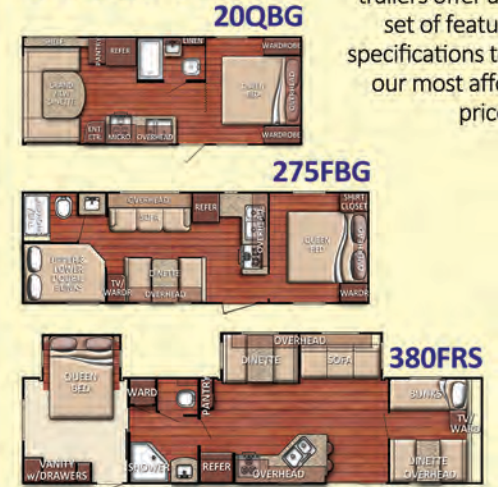
LODGE SERIES

Why just dream about a cabin in the woods when our Lodge Series offers season-long comfort for the whole family. Multiple slide-outs, spacious bedrooms, and residential appliances all add up to a dream-come-true virtually every family can afford.



SE SERIES

Our SE Series travel trailers offer a special set of features and specifications to reach our most affordable price point.



GSX TOY HAULERS



SPECIFICATIONS

	TRAVEL TRAILERS										LODGE SERIES				SE SERIES			GSX TOY HAULERS			
Model	262RLS	266RBS	276BHS	271DDS	278DDS	288ISL	299SBW	301TB	30FRK	321TBS	34FLS	40DEN	406FLR	408TBS	20QBG	275FBG	380FRS	G17	G26	G28	Model
Length	31'3"	30'3"	31'2"	31'9"	33'0"	31'3"	34'6"	34'1"	35'8"	36'7"	38'0"	40'3"	40'5"	41'3"	24'11"	29'10"	38'8"	24'11"	29'10"	33'4"	Length
Height w/AC	10'9"	10'9"	10'9"	10'9"	10'9"	10'9"	10'9"	10'9"	10'9"	10'9"	10'9"	11'9"	11'9"	11'9"	10'9"	10'9"	10'9"	10'9"	10'9"	10'11"	Height w/AC
Width	8'	8'	8'	8'	8'	8'	8'	8'	8'	8'	8'	8'	8'	8'	8'	8'	8'	8'	8'	8'	Width
Int. Height	80"	80"	80"	80"	80"	80"	80"	80"	80"	80"	80"	90"	90"	90"	80"	80"	80"	80"	80"	80"	Int. Height
Dry Weight	6,849	6,370	6,473	6,522	6,344	6,660	6,778	6,845	7,898	7,506	7,917	9,987	9,765	9,120	4,126	4,738	8,127	4,126	4,738	TBD	Dry Weight
Tongue Wgt.	910	710	940	890	930	910	1,080	885	1,120	1,080	1,340	1,582	1,600	1,360	620	690	1,220	TBD	690	TBD	Tongue Wgt.
Net Carry Cap.	1,421	3,850	3,327	3,188	3,386	1,820	3,050	2,840	2,022	2,374	2,223	795	1,035	1,440	3,694	2,952	1,953	3,694	2,952	TBD	Net Carry Cap.
Fresh Water	51	51	51	51	51	51	51	51	51	51	51	N/A	N/A	N/A	51	51	N/A	51	51	51	Fresh Water
Grey Tank	37	74	74	74	74	74	74	37	37	37	37	74	74	74	37	37	37	37	37	37	Grey Tank
Black Tank	37	37	37	37	37	37	37	37	37	37	37	37	37	37	37	37	37	37	37	37	Black Tank
Water Heater	6	6	6	6	6	6	6	6	6	6	6	10	10	10	6	6	6	6	6	6	Water Heater
Furnace BTUs	25K	30K	25K	25K	25K	30K	30K	30K	30K	30K	35K	35K	35K	35K	25K	25K	35K	16K	25K	25K	Furnace BTUs

TRAILMASTER

TRAVEL TRAILER STANDARDS

(Floor Plans: 262RLS, 266RBS, 276BHS, 271DDS, 278DDS, 288ISL, 299SBW, 301TB, 30FRK, 321TBS)

Furnishings

- High-Performance Woodgrain Laminated Flooring
- Hardwood Mortise & Tenon Cabinet Doors
- Hardwood Drawer Fronts
- Mattress w/Bedsread
- Easy-Lift Under-Bed Storage
- Teddy Bear Mattresses for Bunks
- Roller-Glide Vinyl-Lined Drawers
- Easy-Care Vinyl Wallcovering
- Radius Safety Glass Windows
- Designer Window Treatment

Heating & Cooling

- 13,500 BTU Ducted Roof Air Conditioner
- Two 20 lb. LP Gas Tanks with Auto Change-over and Cover
- Forced Air Gas Furnace w/Thermostat
- Insulated In-Floor Heat Ducts

Electrical

- Cable TV Hookup
- Digital TV Antenna w/Signal Amplifier
- Exterior Patio Light, LP Tank Light
- 30 Amp Electrical Service w/45 Amp Converter and Charger

Kitchen & Bath

- 3-Burner Gas Range w/High-Output Super-Burner & Oven
- Power Range Hood w/Light
- Microwave Oven
- Foot-Flush Toilet
- Power Bath Vent
- Shower Curtain
- Glass Door on Radius Showers
- Mirrored Medicine Cabinet

Water Utilities

- Tank Level Monitor Panel
- Fresh Water Tank & Pressure Pump (N/A Lodge Series)
- Water Heater Bypass Valve

Exterior

- Lighted Pass-Through Storage Area
- Matching Fender Skirt Metal (N/A SE Series)
- Power Slide-Out
- 1/2 Outside Kitchen (266RBS, 301TB)
- Full Outside Kitchen (30FRK, 321TBS)

TRAVEL TRAILER OPTIONS

- 15,000 BTU Air Conditioner
- Second 15,000 BTU Air Conditioner (50 Amp Service required)
- Tri-Fold Hide-A-Bed
- Kids Kube (321TBS)
- Sunroom w/Freestanding Table & 4 Chairs
- Swing Arm TV Bracket
- Electric Fireplace (N/A 262RLS, 30FRK)
- Electric Stabilizer Jacks (4)
- 2-Door 6.0 cu. ft. Gas/Electric Refrigerator
- Additional Swing-Away Grab Handle
- Rear Ladder
- Heated & Enclosed Holding Tanks
- Aluminum Wheels
- Spare Tire w/Carrier and Cover
- 50 Amp Service w/Prep and Wiring for 2nd AC (288ISL and larger only)
- Up to 50" LED HDTV
- Grey Fiberglass Exterior Walls

LODGE SERIES FEATURES

(Floor Plans: 34FLS, 40DEN, 406FLR, 408TBS)

Ideal for long-term stays, with more living space and residential features.

STANDARD FEATURES INCLUDE:

- 35,000 BTU Furnace
- 50 Amp Electrical Service w/45 Amp Converter/Charger
- 10 Gal 110/DSI Water Heater
- Residential Range/Oven and Refrigerator
- 90" Ceilings
- Detachable Hitch

OPTIONS:

- Lodge Package (included, see Web Site for details)
- Ceiling fan (n/a 34FLS)
- Much, much more

Check our Web site for full details

TRAVEL TRAILER VALUE PACKAGE (Included)

We INCLUDE the features YOU want MOST!

- Electric Awning
- LED Exterior Awning Lights
- Electric Hitch Jack
- Blue Tooth Mult-Function Soundbar w/Outside Speakers
- LED Interior Lights
- Stainless Steel Appliance Package
- Four Stabilizer Jacks
- Soft-Pleated Privacy Shades
- 6 Gal Gas/Electric DSI Water Heater
- Molded Tub Surround
- Flush-Mount Gas Range w/Glass Cover
- 10.7 cu. ft. 12V/110V Everchill Refrigerator/Freezer
- Molded One-Piece Countertops w/Under-mount Sink
- Multiple USB Charging Ports
- Sofa Throw Pillows
- Outside Speakers
- Pot & Pan Drawer
- Swing-Away Grab Handle
- Residential Kitchen Faucet w/Sprayer
- Prep for Backup Camera
- Prep for Solar Panel
- Solid Entry Step
- 30" Door w/Frosted Glass Window
- 4 1/4" x 1/4" Steel Header for Slide Room reinforcement
- Gulf Stream Coach Uni-Body Construction
- Tile Splatter Guard behind Range
- Bath Skylight
- Outside Hot & Cold Shower

You get ALL OF THEM with Trailmaster!

SE SERIES FEATURES

(Floor Plans: 20QBG, 275FBG, 380FRS)

Specially chosen features and time-honored construction standards designed to offer you the most economical camping experience. Standard Features vary slightly to meet market conditions and family budgets.

OPTIONS:

- SE Package (included, see Web Site for details)
- 15,000 BTU Air Conditioner
- Diamond Plate front wall protection
- Spare Tire
- Outside Hot & Cold Shower
- Bedsread for Queen Bed
- Oven
- 6 Gal Gas/Elec. DSI Water Heater Upgrade
- Much, much more

Check our Web site for full details

GSX TOY HAULER FEATURES

(Floor Plans: G17, G26, G28)

Rugged, economical trailers built to transport your four-wheeled toys securely, and provide comfortable living space for you.

STANDARD FEATURES INCLUDE:

- (8) Steel tie-down anchors, shipped loose, so they can be installed to suit your needs.
- 8 ft. x 7 ft. laminated ramp/door with continuous spring-balanced hinge
- (2) Convertible folding sofas in garage area
- Folding dining/picnic table in garage area
- Sidewall air vents for garage area

OPTIONS:

- Lite Value Package (included, see Web Site for details)
- Rear pull-down screen door
- Ramp Door Patio System

Check our Web site for full details

Your Gulf Stream Coach Dealer:



QUALITY • INNOVATION • VALUE
503 South Oakland Ave • Nappanee, IN 46550
www.gulfstreamcoach.com

Specifications, materials, & standard features are subject to change without further notice. Not responsible for typographical errors. Some items shown are extra cost options. Visit www.gulfstreamcoach.com or check with a local dealer for more information. ©Gulf Stream Coach, Nappanee, IN USA #TRA022019