

MAGNITUDE™

PROVIDING YOU THE FREEDOM YOU NEED
TO SEE YOUR DREAMS FULFILLED.





MAGNITUDE™


The powerful diesel engine provides the strength and towing capacity you need to start your journey while the extra-large living areas allow you to take everyone along for the ride of a lifetime.



EXTERIOR OPTIONS



JEWEL TIDE



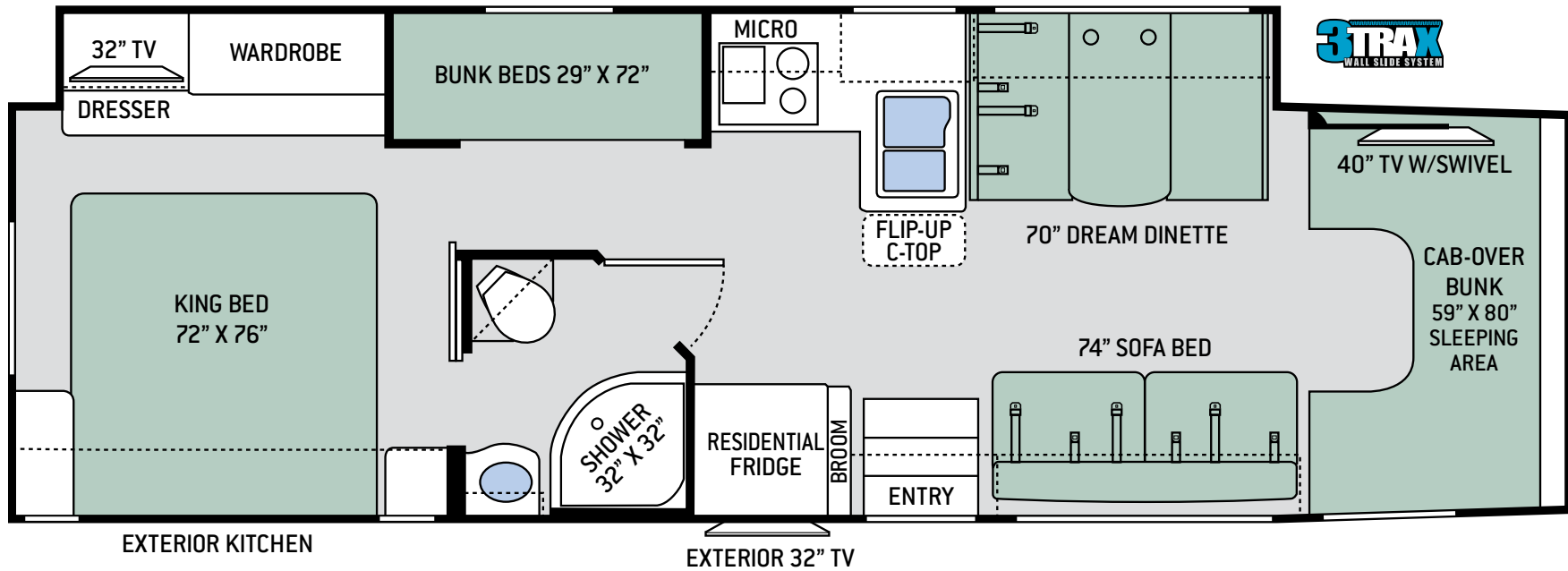
SILVER SPRINGS







FLOOR PLANS



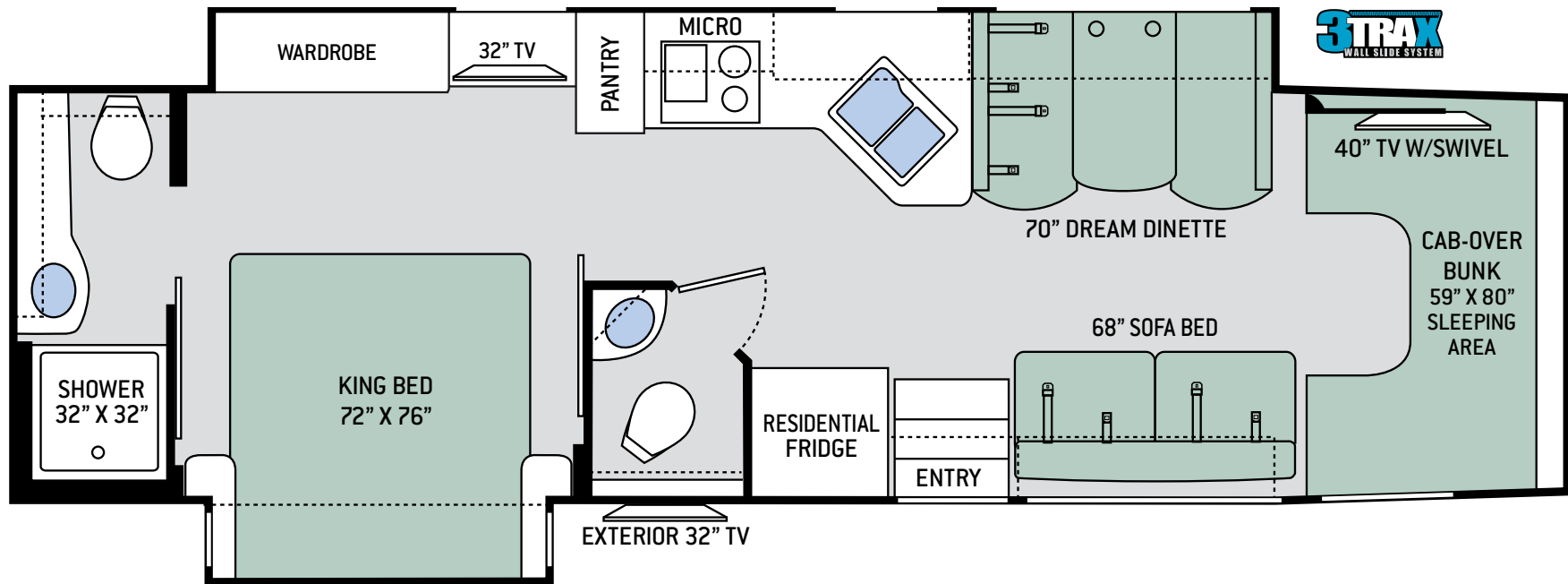
BB35

S P E C I F I C A T I O N S

BB35

CHASSIS	Ford
GROSS VEHICLE (GVWR)	19,500
GROSS COMBINED (GCWR)	35,000
WHEEL BASE	249"
EXTERIOR LENGTH (W/O LADDER)	36'-8"
EXTERIOR HEIGHT (W/AC)	12'-6"
EXTERIOR WIDTH (W/O MIRRORS)	99"
INTERIOR HEIGHT (LIVING AREA)	84"
AWNING SIZE	20'
FUEL (GAL)	28(F) / 40(R)
LPG (LBS)	68.2
FRESH/WASTE/GRAY WATER (GAL)	75 / 40 / 40
WATER HEATER (GAL)	Tankless
FURNACE (BTUS)	30,000
EXTERIOR STORAGE CAPACITY (CU. FT.)	93
HITCH WEIGHT RATING (LBS)	10,000

FLOOR PLANS



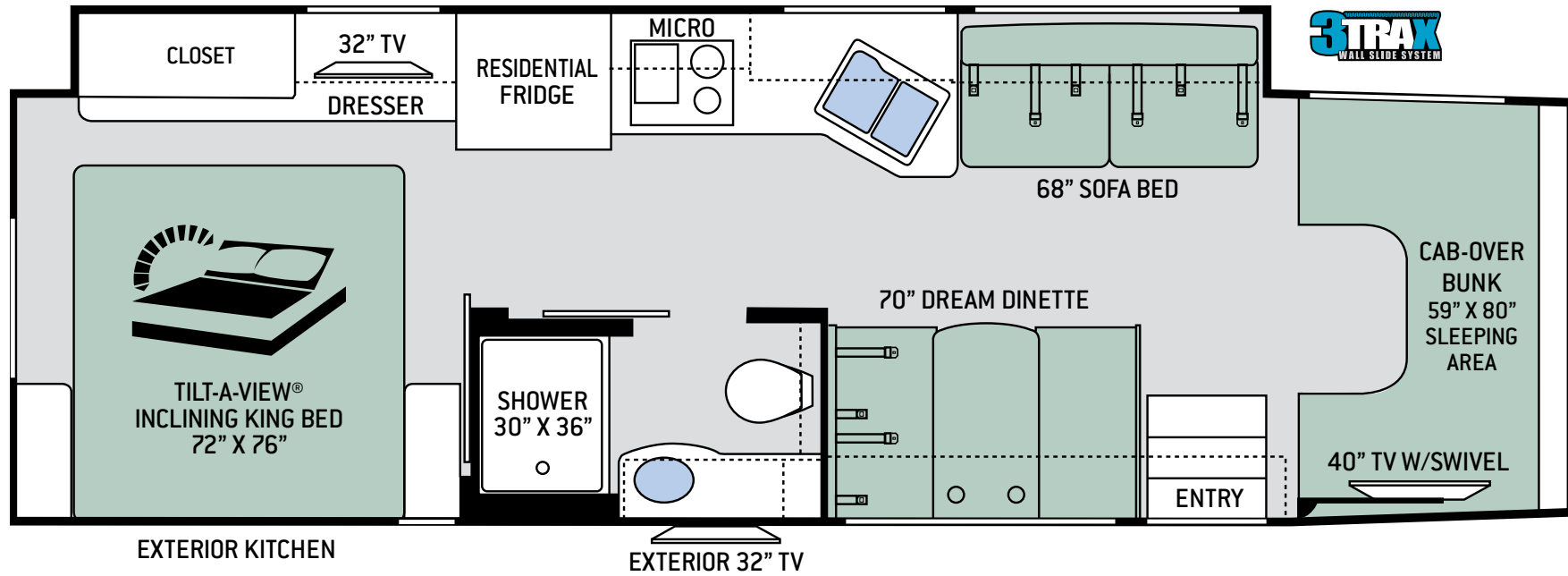
BH35

S P E C I F I C A T I O N S

BH35

CHASSIS	Ford
GROSS VEHICLE (GVWR)	19,500
GROSS COMBINED (GCWR)	35,000
WHEEL BASE	259"
EXTERIOR LENGTH (W/O LADDER)	36'-10"
EXTERIOR HEIGHT (W/AC)	11'
EXTERIOR WIDTH (W/O MIRRORS)	99"
INTERIOR HEIGHT (LIVING AREA)	84"
AWNING SIZE	15'
FUEL (GAL)	55 / 57
LPG (LBS)	40.9
FRESH/WASTE/GRAY WATER (GAL)	40 / 24.5 / 37
WATER HEATER (GAL)	6
FURNACE (BTUS)	19,000
EXTERIOR STORAGE CAPACITY (CU. FT.)	50.3
HITCH WEIGHT RATING (LBS)	8,000

FLOOR PLANS



SV34

S P E C I F I C A T I O N S


SV34

CHASSIS	Ford
GROSS VEHICLE (GVWR)	19,500
GROSS COMBINED (GCWR)	35,000
WHEEL BASE	249"
EXTERIOR LENGTH (W/O LADDER)	35'-6"
EXTERIOR HEIGHT (W/AC)	12'-6"
EXTERIOR WIDTH (W/O MIRRORS)	99"
INTERIOR HEIGHT (LIVING AREA)	84"
AWNING SIZE	20'
FUEL (GAL)	28(F) / 40(R)
LPG (LBS)	68.2
FRESH/WASTE/GRAY WATER (GAL)	65 / 40 / 40
WATER HEATER (GAL)	Tankless
FURNACE (BTUS)	30,000
EXTERIOR STORAGE CAPACITY (CU. FT.)	78
HITCH WEIGHT RATING (LBS)	10,000

INTERIOR OPTIONS



BLUE PEARL



GALAXY BLACK



PLATINUM MIST



PACIFIC



NEWPORT



COUNTERTOP



LEATHERETTE
FURNITURE



KITCHEN COUNTERTOP



FLOORING



LEATHERETTE
FURNITURE ACCNT







SPECIAL FEATURES SPRINTER



Bedroom 110V Outlet on Inverter for CPAP Machine



Ford® F-550 Super Duty Chassis



Wifi Ranger® - Wifi Extender



Solar Charge Controller
Solar Panel Ready



360° Siphon® Vent Cap for Tank Odor Prevention



Firefly Multiplex Wiring Control System with Bluetooth and 7" Touchscreen



Mobil-Eye Drive Assistance



Pop-Up Kitchen Outlet



All Weather Cab Floor Mats



Tankless Water Heater



FEATURED HIGHLIGHTS

CONSTRUCTION & EXTERIOR

- » Ford® F-550 Chassis – 6.7L Power Stroke® V8 Turbo Diesel, 330HP & 750 lb.-ft. Torque – TorqShift® 6-Speed SelectShift® Automatic Transmission
- » Welded Tubular Steel Floor
- » Welded Tubular Aluminum Roof & Sidewall Cage Construction
- » Premium One-Piece TPO Roof
- » Full-Body Paint Package with Gel Coated Sidewalls
- » Invisible Front Paint Protection
- » Automatic Leveling Jacks with Touchpad Controls
- » Rotocast Storage Compartments
- » Flush Mount Radius Luggage Doors
- » Power Patio Awning with Integrated LED Lighting
- » Slideout Room Awnings
- » Roof Ladder
- » Patio Light
- » Electric Entry Step
- » Automatic Courtesy Lights Over Cab Entry
- » Frameless Windows
- » 10,000-lb. Trailer Hitch with 7-pin Round Connector

AUTOMOTIVE & COCKPIT

- » Touchscreen Dash Radio with SYNC®, Navigation, AppLink, 911 Assist & Smart Charging USB Ports
- » Mobileye® Driver Assistance - Collision & Lane Departure Warning
- » Heated/Remote Exterior Mirrors
- » Rearview Mirror with Back-up Monitor
- » Side View Camera System
- » Emergency Engine Start Switch
- » Adjustable Driver & Passenger Captain's Chairs with Center Armrests
- » Adjustable Accelerator & Brake Pedals
- » Power Windows & Door Locks
- » Cruise Control
- » Tilt Steering Wheel
- » Map Light
- » Keyless Entry System
- » All Weather Cab Floor Mats
- » Windshield Privacy Curtain
- » Fiberglass Running Boards
- » Valve Stem Extenders
- » Aluminum Wheels

INTERIOR

- » Rubber Tread Entry Steps with Lighted Step Well & Entry Grab Handle
- » Residential Vinyl Flooring Throughout
- » 84" Interior Ceiling Height
- » Soft Touch Vinyl Ceiling
- » LED Lighting
- » Ceiling Ducted Air Conditioning System
- » Hardwood Veneer Paneling in Select Areas
- » High-Gloss Glazed Cabinetry with Solid Wood Raised Cabinet Doors, Hidden Hinges & Brush Nickel Finish Hardware
- » Window Solar & Privacy Roller Shades in Living Room
- » Leatherette Sleeper Sofa
- » Leatherette Dream Dinette® Booth with Cup Holders
- » Pressed Laminate Countertops in Select Areas

INTERIOR OPTION

- » Single Child Safety Tether in Dinette

KITCHEN

- » 16 cu. ft. Stainless Steel Residential Refrigerator w/Ice Maker
- » 2-Burner High-Output Gas Range with Single Induction Cooktop



- » Stainless Steel 30" Over-the-Range Convection Microwave Oven
- » Solid Surface Countertops & Sink Covers
- » Decorative Tile Backsplash
- » Stainless Steel Double Bowl Sink with Single Handle Faucet & Pull-Down Sprayer
- » Pop-Up Countertop Outlet
- » Pantry (BH35)
- » Waste Basket
- » 12-volt High Capacity Power Vent with Cover

BEDROOM & BATHROOM

- » King Size Bed
- » Tilt-A-View™ Inclining Bed Mechanism (SV34)
- » Headboard, Bedspread & Pillow Shams
- » Bedroom Charging Station and Dedicated CPAP Machine Outlet
- » Window Privacy Shades in Bedroom
- » Bunk Beds in Hallway Slideout (BB35)
- » Shower with Obscure Glass Door
- » Stainless Steel Bathroom Sink
- » Foot Flush Porcelain Toilet
- » Power Bath Vent

ENTERTAINMENT

- » 40" TV on Manual Swivel in Cab-Over
- » Blu-Ray Player in Living Area
- » 32" TV in Bedroom
- » Two (2) 15.5" TVs & DVD Player in Bunk Bed Area (BB35)
- » Exterior 32" TV on Manual Swivel
- » Bluetooth® Coach Radio System in Bedroom
- » Cable TV Ready
- » Digital TV Antenna
- » Wifi Ranger® - Wifi Extender
- » Power Charging Center for Electronics
- » Exterior Kitchen with 2.5 cu. ft. Refrigerator & Sink (SV34 & BB35)

ENTERTAINMENT OPTION

- » Front Entertainment Center - 49" TV with Blu-Ray Player & Sound Bar

ELECTRICAL & PLUMBING

- » Onan® RV QD 6000 Diesel Generator
- » Automatic Generator Start
- » 50-amp Detachable Shoreline Power Cord
- » Automatic Shoreline-to-Generator Transfer Switch

- » 1800-watt Inverter
- » Dual 13,500 BTU Roof Air Conditioners
- » Dual Auxiliary House Batteries with Battery Tray - Holds up to Four (4) Batteries
- » Battery Disconnect Switch
- » Solar Prep - Includes Solar Controller
- » Multiplex Wiring Control System with 7" Touchscreen
- » Whole Coach Water Filtration System
- » Tankless Water Heater
- » Water Heater Bypass System
- » Enclosed & Heated Holding Tanks (BH35)
- » Enclosed Holding Tanks with Heat Pads (SV34 & BB35, BH35 - Rear Tank)
- » Black Tank Flush System
- » 360° Siphon RV Holding Tank Vent Cap
- » Exterior LP Connection
- » Outside Shower
- » Systems Control Center

For a complete listing of available features, visit thormotorcoach.com/magnitude.





Made to fit.

IMPORTANT—PLEASE READ: This brochure reflects product design, fabrication, material, components and specifications at the date of printing, which date is disclosed below. Please visit us online at ThorMotorCoach.com or consult with your selling dealership for the latest in standards, options, specification and technical information. Photographs in the brochure may depict optional equipment or may only be available in certain floor plans. Components, appliances and the chassis may have been manufactured in a calendar year before the vehicle's designated model year. All capacities are approximate. The actual length of the vehicle may differ from that indicated in the brochure due to variances in the manufacturing processes and/or installed components. All dry weights are based on standard model features and do not include optional features or equipment. Component part and appliance manufacturers issue limited warranties covering portions of the vehicle not covered under the limited warranty we issue. Copyright Thor Motor Coach, Inc. © OH 10/01/18



thormotorcoach.com/magnitude

P.O. Box 1486, Elkhart, IN 46515 Sales Department: 800.860.5658 Customer Service: 877.855.2867