



ORION

ORION

TRAVELER

ORION
TRAVELER

ORION



CoachmenRV.com

AWARD-WINNING ENGINE, EYE-CATCHING STYLE.


THE COACHMEN ORION IS CERTAINLY DISTINCTIVE WITH ITS SLEEK, EXPANSIVE WINDSHIELD AND OVERSIZED, BRIGHT-FINISHED, HIGH-POSITIONED HEADLAMPS. BUT YOU'LL ALSO BE IMPRESSED WITH ITS LUXURIOUS AND SPACIOUS CAMPER BODY, DESIGNED FOR VERSATILITY AND LOW COST OF OWNERSHIP. ORION'S AWARD-WINNING 3.7L, 275HP V6 ENGINE DELIVERS COMPETITIVE FUEL EFFICIENCY AND IT'S UNIQUE, PREMIUM STEERING GEAR ENHANCES DRIVE AND RELIABILITY, PROVIDING AN INCREDIBLY TIGHT TURNING RADIUS. STEERING CONTROL IS FIRM, RESPONSIVE AND CONFIDENT. AND COACHMEN OFFERS THE MOST STANDARD FEATURE CONTENT ON THE MARKET SO YOU CAN IMMERSE YOURSELF INTO ANY ADVENTURE!



EXTERIOR FEATURES

- Ford Transit Chassis**
 Extremely drivable 3.7L V6 Gas platform, the Transit offers great fuel economy, a comfortable cab area, and easy maneuverability
- 2" Vacuum Bonded Sidewalls**
 Thick sidewalls ensure structural integrity over the lifetime of your coach
- Azdel "SuperLite" substrate with 100% Aluminum Framing and 2" Sidewall Construction**
 Dry rot resistant, industry leading insulation value, and formaldehyde free
- CrossFlex Roof Membrane**
 Synthetic thermoplastic roof membrane provides 3X increase in puncture resistance compared to competitive membranes
- Solar Prep**
 Charge your coach battery with an aftermarket solar panel that can reach the sunlight that your coach may not be able to
- Molded Fiberglass Cap (Orion Traveler)**
 One piece fiberglass cap is seamless and durable, allowing extra storage above the cab
- Curved Wing Walls (Orion Traveler)**
 Aerodynamic design adds a sleek appeal and transition from the Mercedes chassis to the body of your coach.
- Armless Awning (Orion Traveler)**
 Easy to use power awning provides quick and effortless operation
- Integrated Step Well**
 Convenient height makes entering and exiting your coach easier than ever
- Exterior Entertainment (LE: Optional, Traveler: Standard)**
 Enjoy your favorite movie or sports event under your awning and in the fresh air
- Exterior Storage**
 Unbeatable cubic feet of exterior storage allows you to bring more necessities with you
- Propane Capacity**
 Exceptional 40 lb. of propane for a motorhome under 24 feet!
- Fresh Water Capacity**
 Up to 38 lbs. of fresh water is class leading!

FULL BODY PAINT OPTIONS: ORION TRAVELER



STONE

ORION LE



21TB SHOWN WITH CREAM DECOR

INTERIOR FEATURES

- **Unique Floorplans**
Functional floorplans with the customer's camping needs in mind
- **Twin Bed/King Bed (Orion 21TB)**
Twin Beds that easily convert to a King Bed provide multiple sleeping configurations
- **Thermofoil Countertops**
Seamless lightweight countertops ensures longevity of your countertop while maintaining cargo capacity
- **Large Closets**
Best in class closet space allows you to organize your essentials as desired
- **Large Sliding Windows**
Each floorplan offers exceptional natural lighting and airflow with the oversized windows



21TB SHOWN WITH KING BED

ORION TRAVELER



INTERIOR FEATURES

- **Unique Floorplans**
The Traveler boasts B-Van alternative floorplans that provide full bathrooms, large kitchens, and incredible capacities
- **Even Cool A/C Ducting System**
Insulated duct work system with mold inhibitor, more efficient and consistent cooling with superior air quality
- **Wi-Fi Ranger Sky4**
Boosts weak Wi-Fi signal, secure network with Safesurf VPN, single login for all devices, auto-reconnect and LTE data ready
- **Large Sliding Windows**
Allows for more natural air flow and ventilation
- **Day/Night Window Shades**
Provides a variety of shading options to meet your needs of comfort and privacy



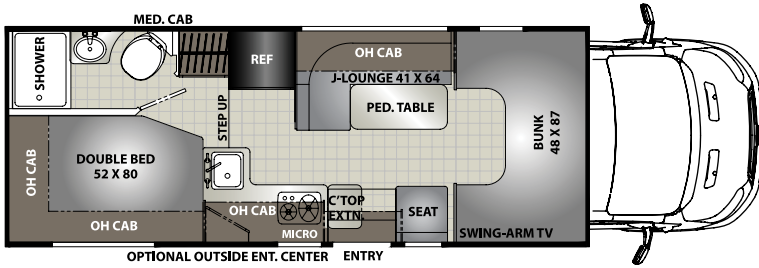
CREAM



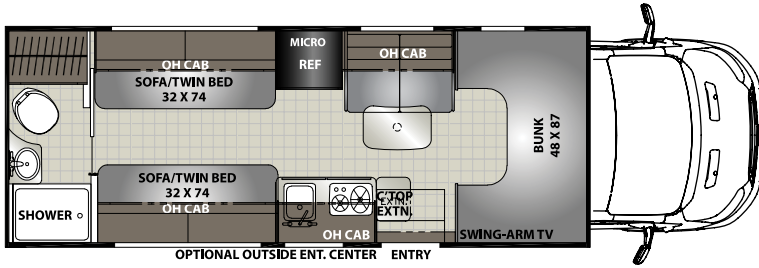
MOCHA

DECOR

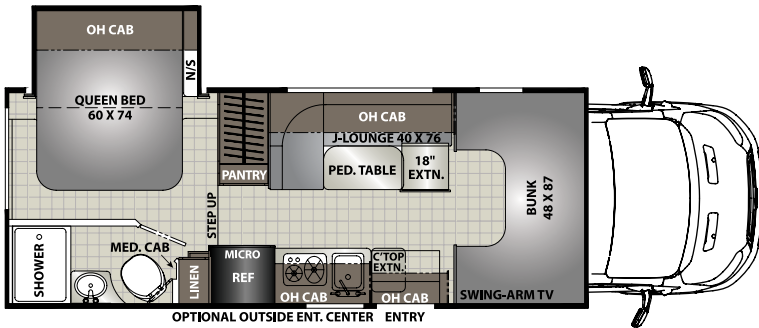
ORION LE



T20CB

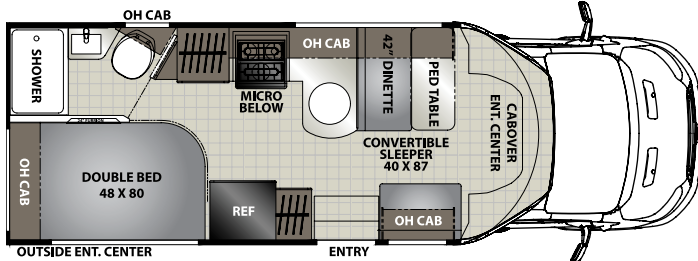


T21TB

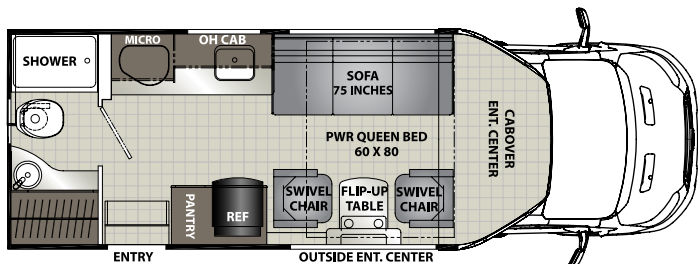


T21RS

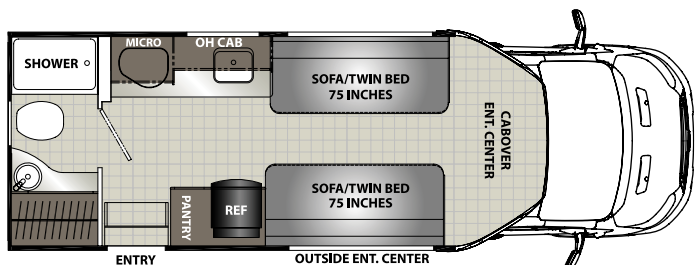
ORION TRAVELER



T24CB



T24RB



T24RB
(with Twin Bed Option)

FLOOR PLANS



T24RB
(with Twin Bed Option)

Coachmen Owner "Digital Kit" App
Now you can have your Owner's Manual with you wherever you are. Download our FREE App from the App Store or Google Play and you'll have the information right at your fingertips.

ORION SPECIFICATIONS

ORION

ORION TRAVELER

	T20CB	T21TB	T21RS	T24CB	T24RB
CHASSIS	FORD TRANSIT T350	FORD TRANSIT T350	FORD TRANSIT T350	FORD TRANSIT T350	FORD TRANSIT T350
ENGINE	V6 3.7L	V6 3.7L	V6 3.7L	V6 3.7L	V6 3.7L
HORSE POWER	275	275	275	275	275
TORQUE	260	260	260	260	260
WHEEL BASE	156"	156"	156"	156"	156"
GVWR (LBS.)	10,360	10,360	10,360	10,360	10,360
GCWR (LBS.)	12,125	12,125	12,125	12,125	12,125
UVW (APPROX. LBS.)	7,988	7,906	8,114	8,028	8,084
CCC (APPROX. LBS.)	2,372	2,454	2,246	2,332	2,276
GAWR FRONT (LBS.)	4,130	4,130	4,130	4,130	4,130
GAWR REAR (LBS.)	7,275	7,275	7,275	7,275	7,275
INTERIOR HEIGHT	6' 9"	6' 9"	6' 9"	6' 7"	6' 7"
EXTERIOR WIDTH	7' 7"	7' 7"	7' 7"	7' 7"	7' 7"
EXTERIOR HEIGHT (WITH A/C)	10' 6"	10' 6"	10' 6"	10' 2"	10' 2"
EXTERIOR LENGTH (WITH HITCH)	23' 9"	23' 9"	23' 9"	24' 0"	24' 0"
HITCH WEIGHT (LBS.)	2000	2000	2000	2000	2000
FUEL CAPACITY (GAL.)	25	25	25	25	25
LP CAPACITY (LBS.)	40	40	40	40	40
FRESH WATER CAPACITY (GAL.)	38	30	38	28	28
WATER HEATER CAPACITY (GAL.)	6	6	6	6	6
GREY TANK CAPACITY (GAL.)	26	32	32	32	32
BLACK TANK CAPACITY (GAL.)	21	32	27	28	32
EXTERIOR STORAGE (CU. FT.)	60	24	35	25	25
AWNING LENGTH	14'	14'	14'	14'	14'

GVWR (Gross Vehicle Weight Rating) is the maximum permissible weight of the unit when fully loaded. It includes all weights, inclusive of all fluids, occupants, cargo, optional equipment and accessories. For safety and product performance do NOT exceed the GVWR.

GCWR (Gross Combined Weight Rating) is the maximum permissible loaded weight of your motor home and any towed trailer or towed vehicle. Actual GCWR of this vehicle may be limited by the sum of the GVWR and the installed hitch receiver maximum capacity rating; see hitch rating label for detail.

GAWR (Gross Axle Weight Rating) is the maximum permissible weight, including cargo, fluids, optional equipment and accessories that can be safely supported by each axle.

UVW (Unloaded Vehicle Weight) * is the typical weight of the unit as manufactured at the factory. It includes all weight at the unit's axle(s), including full fuel, all fluids and LP Gas. The UVW does not include cargo, fresh potable water, additional optional equipment or dealer installed accessories.

*Estimated Average based on standard build optional equipment.

CCC (Cargo Carrying Capacity) ** is the amount of weight available for fresh potable water, cargo, passengers, additional optional equipment and accessories. CCC is equal to GVWR minus UVW. Available CCC should accommodate fresh potable water (8.3 lbs per gallon). Before filling the fresh water tank, empty the black and gray tanks to provide for more cargo capacity.

** Estimated average based on standard build optional equipment

Each Coachmen motorhome is weighed at the manufacturing facility prior to shipping. A label identifying the unloaded vehicle weight of the actual unit and the cargo carrying capacity is applied to every Coachmen motorhome prior to leaving our facilities.

The load capacity of your unit is designated by weight, not by volume, so you cannot necessarily use all available space when loading your unit.

Actual towing capacity is dependent upon your particular loading and towing circumstances, which includes the GVWR, GAWR and GCWR as well as adequate trailer brakes. Please refer to the Operator's Manual of your vehicle for further towing information.

All information contained in this brochure is believed to be accurate at the time of publication. However, during the model year, it may be necessary to make revisions and Coachmen reserves the right to make all such changes without notice, including prices, colors, materials, equipment and specifications as well as the addition of new models and the discontinuance of models shown in this brochure. Therefore, please consult with your Coachmen dealer and confirm the existence of any materials, design or specifications that are material to your purchase decision. 3/19

©Copyright 2019 Coachmen RV a Division of Forest River Inc. - All Rights Reserved.

YOUR ORION DEALER

CUSTOMER SATISFACTION



FREE MEMBERSHIP
www.coachmenowners.com

www.ForestRiverBuyLocal.com

24/7 EMERGENCY ROADSIDE ASSISTANCE WITH VEHICLE PURCHASE*

TOWING	WINCH-OUT
JUMP-STARTS	MOBILE MECHANIC
TIRE CHANGES	TECHNICAL
FLUID DELIVERY	SUPPORT
LOCKOUT	DEALER LOCATOR
SERVICE	SERVICES



*VALID FOR 1 YEAR FROM DATE OF PURCHASE



Learn More
Scan this barcode using
a QR Reader on your
smart phone to learn
more about Forest River.



A Berkshire Hathaway company.



Coachmen RV, a Division of Forest River, Inc.,
A Berkshire Hathaway Company

423 N. Main St., P.O. Box 30, Middlebury, IN 46540

To learn more about Coachmen RV and our products
and see how Coachmen is making the easy life easier,
visit www.coachmenrv.com