

WEST COAST

CHEROKEE

TRAVEL TRAILERS, FIFTH WHEELS, DESTINATION TRAILERS

WEST COAST CHEROKEE



GREY WOLF

CHEROKEE

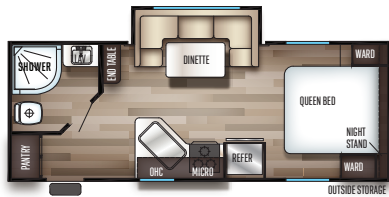
WOLF PUP



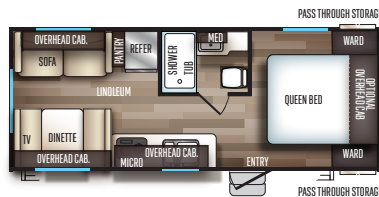
GREY WOLF WEST COAST FLOORPLANS & SPECS



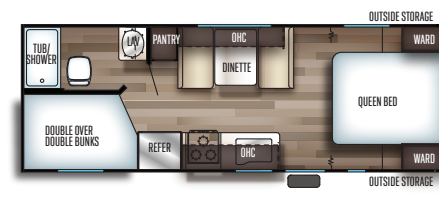
17BH



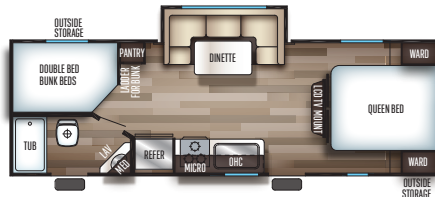
21RB



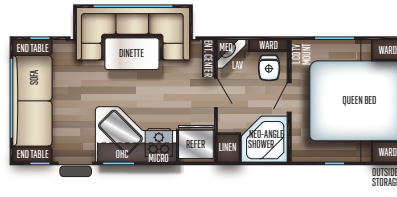
22RD



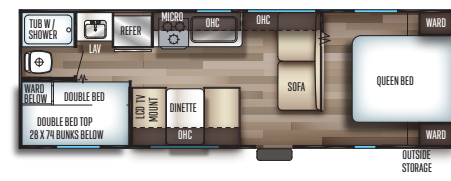
22BH



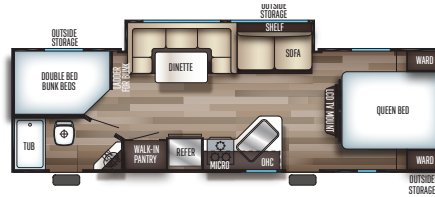
23DBH



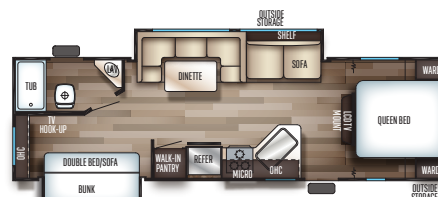
23MK



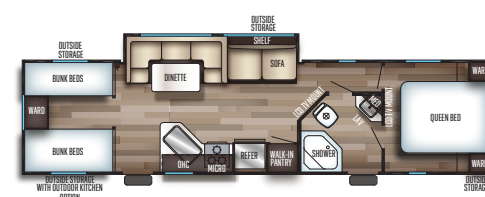
26BH



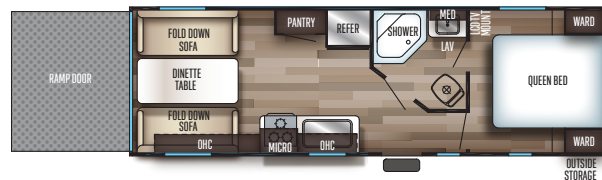
26DBH



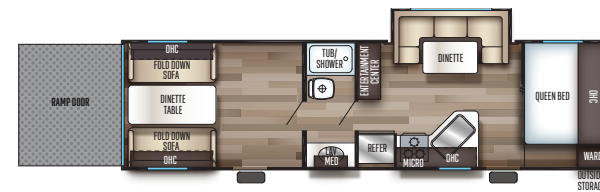
27DBS



29TE



22RR

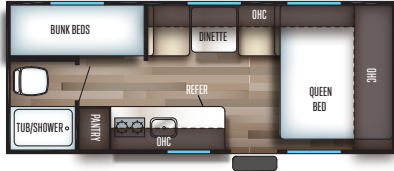


27RR

	17BH	21RB	22RD	22BH	23DBH	23MK	26BH	26DBH	27DBS	29TE	22RR	27RR
GVWR	7480	7,539	7,472	7,485	7,613	TBA	7,505	7,799	9,609	TBA	7,601	8,010
HITCH WEIGHT (LBS.)	480	539	472	485	613	TBA	505	799	809	TBA	601	1,010
UVW (LBS.)	3,888	4,945	4,580	4,767	5,326	TBA	4,943	6,203	6,879	TBA	4,777	6,076
CCC (LBS.)	3,592	2,594	2,892	2,680	2,287	TBA	2,562	1,596	2,730	TBA	2,824	1,934
EXTERIOR LENGTH	23' 4"	25' 4"	26' 1"	27' 6"	29' 2"	TBA	29' 3"	32' 2"	32' 9"	TBA	28' 10"	33' 3"
EXTERIOR HEIGHT	10'6"	10'6"	10'6"	10'6"	10'6"	TBA	10'6"	10'6"	10'6"	TBA	10'6"	10'6"
EXTERIOR WIDTH	97"	97"	97"	97"	97"	TBA	97"	97"	97"	TBA	97"	97"
FRESH WATER (GAL.)	46	46	46	46	46	TBA	46	46	46	TBA	46	46
GRAY WATER (GAL.)	32	32	42	64	32	TBA	32	64	64	TBA	32	32
BLACK WATER (GAL.)	42	42	42	32	42	TBA	42	42	42	TBA	42	42
AWNING SIZE (FT)	15	15	15	18	15	TBA	15	15	15	TBA	15	15



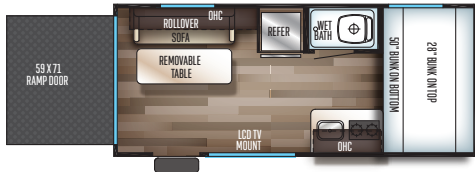
WOLF PUP WEST COAST FLOORPLANS & SPECS



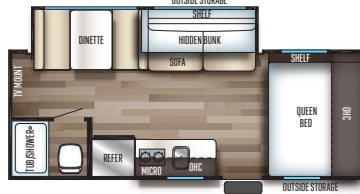
16BHS



16FQ



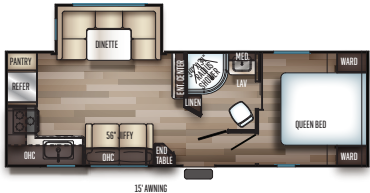
17RP



18T0



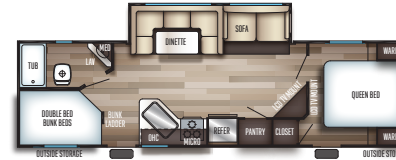
	T16BHS	T16FQ	T17RP	T18T0
GVWR	3,930	3,937	5,701	5,610
HITCH WEIGHT (LBS.)	430	437	601	510
UVW (LBS.)	3,291	3,145	3,382	4,088
CCC (LBS.)	639	792	2,319	1,452
EXTERIOR LENGTH	22' 1"	22' 2"	20' 2"	22' 2"
EXTERIOR HEIGHT	9' 11"	9' 11"	9' 11"	10' 6"
EXTERIOR WIDTH	85"	85"	85"	85"
FRESH WATER (GAL.)	38	38	38	38
GRAY WATER (GAL.)	25	25	25	25
BLACK WATER (GAL.)	25	25	25	25
AWNING SIZE (FT)	10	10	10	10



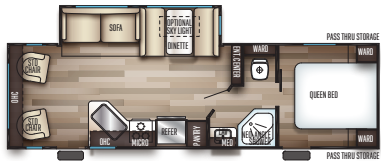
251RK



264CK



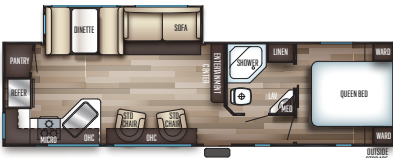
264DBH



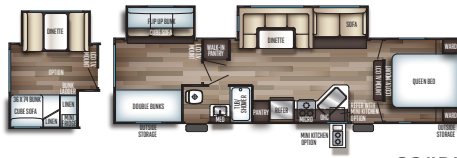
264L



274DBH



274RK



294BH

CHEROKEE WEST COAST FLOORPLANS & SPECS



	251RK	264CK	264DBH	264L	274DBH	274RK	294BH
GVWR	7,761	7,794	TBA	7,966	7,705	9,720	11,103
HITCH WEIGHT (LBS.)	761	794	TBA	966	705	920	903
UVW (LBS.)	6,217	6,824	TBA	6,958	6,407	6,788	7,899
CCC (LBS.)	1,544	970	TBA	1,008	1,298	2,932	3,204
EXTERIOR LENGTH	29' 6"	32' 7"	TBA	32' 3"	32' 3"	33' 7"	36' 7"
EXTERIOR HEIGHT	11' 1"	11' 1"	TBA	11' 1"	11' 1"	11' 1"	11' 1"
EXTERIOR WIDTH	97"	97"	TBA	97"	97"	97"	97"
FRESH WATER (GAL.)	46	46	TBA	46	46	46	46
GRAY WATER (GAL.)	64	64	TBA	42	64	84	32
BLACK WATER (GAL.)	42	42	TBA	42	42	42	42
AWNING SIZE (FT)	15	15	TBA	15	15	15	15

CHEROKEE & GREY WOLF WEST COAST

STANDARDS & OPTIONS

C GW MODELS

WINDOWS

S	S	Mini Blinds on All Windows
S	S	Hard Window Valances
S	S	Radius Windows
S	S	Safety Glass Windows

BEDROOM

S	S	Wardrobe Closets
S	S	Dual Bulb Reading Lights
S	S	Night Stands Each Side of Bed

KITCHEN / LIVING

S	S	High Rise Faucet
S	S	Large Storage Doors
S	S	Full Extension Roller Glide Drawers
S	S	Monitor Panel
S	S	Double Door Refrigerator
S	S	Large Storage Drawer Under Cooktop
S	S	Large, Kitchen Sink

SLIDE OUT

S	S	40" Dinette (Selected Floorplans)
S	S	One Piece Slide Out Side Walls
S	S	U- Shaped Dinette with Pedestal Legs on All Bunkhouse Models (Selected Floorplans)

CABINETS

S	S	Mocha Stained Shaker-Style Cabinets
S	S	Large Overhead Cabinets
S	S	Stainless Steel High Grade Cabinet Handles
S	S	Rounded StylLED Cabinets

C GW MODELS

BATHROOM

S	S	Acrylic Bath Sinks (Large)
S	S	Shower Curtain (Tub Models)
S	S	Linoleum In Bath Area
S	S	Double Framed Tub Bases
S	S	Large, Mirrored, Medicine Cabinet

APPLIANCES

S	S	High Output Cook Top
S	S	Carousel High Output Microwave
S	S	Digital TV Antenna With Power Booster
S	S	13.5 Air Conditioner
S	S	Water Heater By Pass
S	S	Six Gallon Turbo Water Heater

EXTERIOR

S	S	Large Radius Luggage Doors
S	S	20 lb. LP Bottles w/Cover
S	S	Awning Drip Rail And Down Spouts
S	S	Patio Awning
S	S	One Piece Rubber Roof
S	S	Upgraded Graphics
S	S	Two-Toned Exterior Metal
S	S	Colored Front And Rear Metal
S	S	Outside Stereo Speakers
S	S	Radius Entry Door
S	S	Cable Hook up
S	S	Outside Outlet
S	S	Radius, Double Drop Step
S	S	Aerodynamic RadiusFront Profile
S	S	Front Stone Guard

CONSTRUCTION FEATURES

S	S	3/8" Walkable Roof Decking
S	S	5/8" Floor Deck
S	S	Radius Truss Roof Rafters

C GW MODELS

S	S	2" x 3" Floor Joists
S	S	R7 Fiberglass Insulation
S	S	Linoleum Front To Back
S	S	Roto Cast (Seamless) Holding Tanks
S	S	12" On Average Side Wall Stud
S	S	Galvanized Steel High Wind Bands

AVAILABLE OPTIONS

O	O	15K BTU Ducted A/C IPO 13.5K
O	O	Spare Tire & Carrier
O	O	Stabilizer Jacks (Non-Slides Only - Set Of 4)
O	O	Enclosed Tanks
O	O	Mini Outside Kitchen (T17BH, T22BH, T26BH, T29DSFB)
O	O	Deluxe Mini Camp Kitchen (264CK, 264DBH, 274DBH, 294BH, 26DBH, 27RR)
O	O	Screen Wall / Tent Wall (T22RR, T26RR, T27RR Only)

BASECAMP PACKAGE

		Back Up Camera Ready
		Black Tank Flush
		Flip Down Travel Rack (N/A on Some Models)
		Friction Hinge Entrance Door
		Large Exterior Folding Assist Grab Handle
		Outside Shower with Hot & Cold Water
		Outside TV Bracket and Hook Ups
		Power Awning
		Power Tongue Jack
		LP Quick Connect
		Solar Prep & Wiring

C GW MODELS

CAMPFIRE PACKAGE

		40" Dinette Drawers X2 (N/A On Some Models)
		Sink Cover
		Cabinets In Bedroom (N/A On Some Models)
		6 Gallon Gas/Electric Dsi Water Heater
		HDMI Entertainment System
		Sky Light Over Tub
		High Output Attic Fan
		Solid Bedroom Doors (N/A On Some Models)
		Ducted A/C (N/A On Some Models)
		Oven

LIMITED PACKAGE

		Night Shades (N/A On Some Models)
		External LED Strip Lighting
		Kitchen Skylight W/Shade
		LED Interior Lights
		LED Strip Lighting (N/A On Some Models)
		Mag Wheels
		Tub Surround
		Premium Bedding Ensemble & Comforter
		Super Kitchen
		USB Charging Stations
		Cherokee Stable Step
		Upgraded Entertainment Sofa
		Upgraded Designer Glass Backsplash
		Fireplace (N/A On Some Models)
		Upgraded Kitchen Appliance Package
		Premium Teddy Bear Bunk Mats
		Ramp Door Patio System (Available On RR Models Only)
		Upgrade Kitchen Appliance Package
		Residential Farm Style Sink

WOLF PUP WEST COAST

STANDARDS & OPTIONS

OPTIONS

		Flip Down Travel Rack (N/A On RR)
		Bedroom Wardrobes (T16FQ)
		Screen Wall / Tent Wall (T17RP Only)

ADVANTAGE PACKAGE

		14" Tires for Improved Towing In Place Of 13"
		26" Wide Door IPO 22" Door
		Aerodynamic Radius Front Profile
		Coachnet Roadside Assistance
		Exterior Recept
		High Impact Front Metal IPO Corrugated Metal
		Large Exterior Folding Assist Handle
		Monitor Panel
		Outside Storage Door
		Porch Light
		Solar Prep and Wiring
		Tv Antenna with Hookups

CAMPING PACKAGE

		6 Cu. Ft. Refrigerator
		55 Amp Converter
		6 Gallon Water Heater
		Bathroom Fan
		Fiberglass Entry Door
		Foot Flush Toilet
		Full Length Awning
		High Flo Water Pump
		High Output Cooktop
		High Rise Faucet
		Microwave
		Oversized Dinette with Removable Table
		Range Hood

SAFETY PACKAGE

		Carbon Monoxide Detector
		Exit Windows
		Fire Extinguisher
		GFI Protective Outlet
		LP Detector
		Safety Glass Windows
		Smoke Detector

WOLF PUP LIMITED PACKAGE

		13.5K TU Air Conditioner
		14" Mag Radial Wheels
		20K BTU Furnace
		6 Gallon Gas/Electric DSI Water Heater
		Cherokee Stable Step
		Detachable Power Cord
		Exterior LED Light Strip at Awning
		External Scare Light
		Friction Hinge Door
		Seamless Countertop
		Led Interior Lights
		Night Shades
		Outside Shower with Hot & Cold Water
		Power Awning
		Rv Refrigerator IPO 3.3 Bar & Grill Refrigerator
		Spare Tire
		Stabilizer Jacks
		Stereo with Inside and Outside Speakers
		Tub Surround (N/A on T17RP)
		Upgraded Stainless Microwave and Range Hood
		USB Charging Stations
		HDMI Entertainment System



Learn More
Scan this barcode using a QR Reader on your smart phone to learn more about Forest River.



A Berkshire Hathaway company.

S = STANDARD, O = OPTION, * = NOT ALL ITEMS AVAILABLE ON ALL MODELS

All illustrations and specifications contained in this literature are based on the latest product information at time of publication. Forest River reserves the right to make changes in prices, colors, materials, equipment and specifications at anytime without notice and assumes no responsibility for any error in this literature. All units are shipped F.O.B. Goshen, Indiana. CONSULT YOUR LOCAL DEALER FOR WARRANTY INFORMATION. LITHO: U.S.A. FOR 1562

WOLF PUP

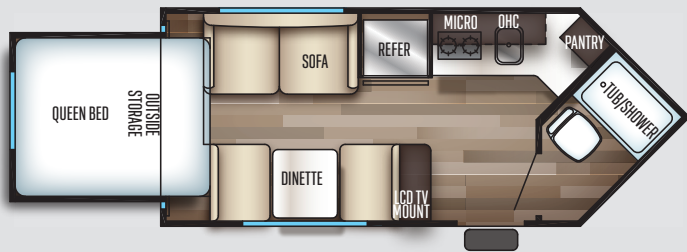
TRAVEL TRAILERS

BLACK LABEL

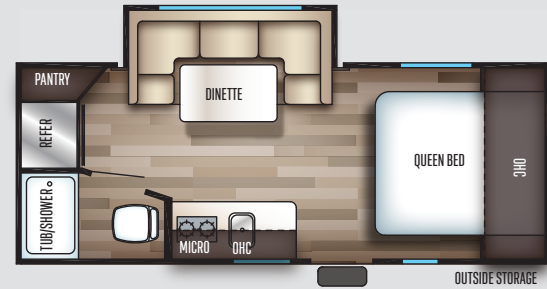
WOLF PUP

TRAVEL TRAILERS

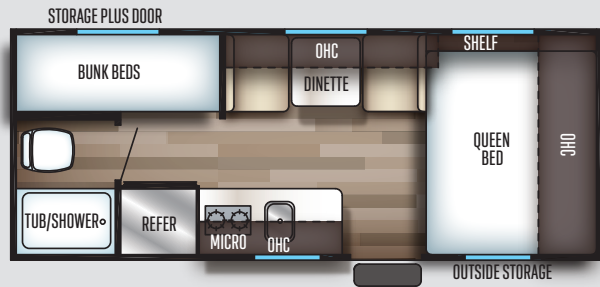




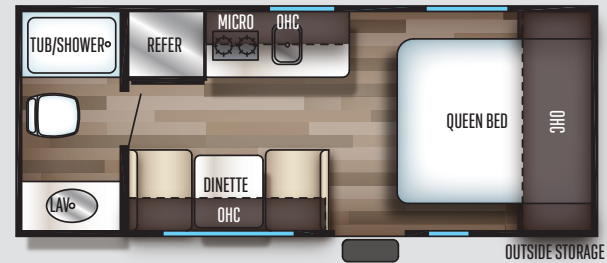
15SW



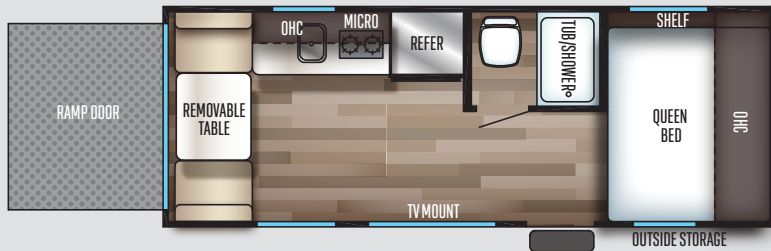
16PF



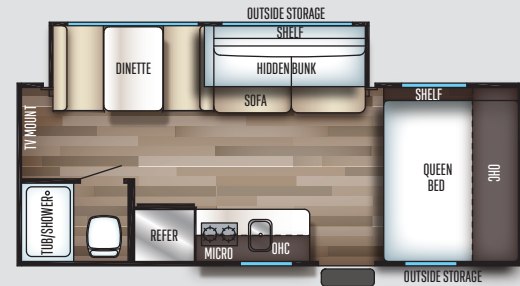
16BHS



16FQ



18RJB



18TO




	15SW	16PF	16BHS	16FQ	18RJB	18TO
DRY HITCH WEIGHT (LBS.)	378-LBS.	TBD	377-LBS.	377-LBS.	444-LBS.	426-LBS.
UNLOADED VEHICLE WEIGHT (LBS.)	3276-LBS.	TBD	3097-LBS.	3097-LBS.	3031-LBS.	3435-LBS.
AXLE WEIGHT (LBS.)	2879-LBS.	TBD	2701-LBS.	2701-LBS.	2568-LBS.	2990-LBS.
SHIP WEIGHT (LBS.)	3257-LBS.	TBD	3078-LBS.	3078-LBS.	3012-LBS.	3416-LBS.
GVWR W/BRAKES (LBS.)	4999-LBS.	TBD	3877-LBS.	3877-LBS.	3944-LBS.	4999-LBS.
CARGO CARRYING CAPACITY (LBS.)	1723-LBS.	TBD	780-LBS.	780-LBS.	913-LBS.	1564-LBS.
EXTERIOR LENGTH	18'-11"	TBD	21' 5"	21' 5"	21'-6"	22'-7"
EXTERIOR HEIGHT W/ AC	10'-6"	TBD	10'-6"	10'-6"	10'-6"	10'-6"
GREY CAPACITY (GAL)	23-GAL.	TBD	23-GAL.	23-GAL.	23-GAL.	23-GAL.
BLACK CAPACITY (GAL)	23-GAL.	TBD	23-GAL.	23-GAL.	23-GAL.	23-GAL.
FRESH CAPACITY (GAL)	32 GAL	TBD	32 GAL	32 GAL	32 GAL	32 GAL


BLACK LABEL EDITION

* Optional. Not all items available on all models.
See participating dealers for details.

The Wolf Pup is proud to offer the Black Label Edition as an optional upgrade to the brand. The Black Label Edition includes all the regular standard Wolf Pup features along these additional highlights shown below.



Automotive Frameless Windows Package



Hands Free Baggage Door Catch



LG Solid Surface Countertop



Deep Stainless Steel Sink



Residential Pullout Faucet



Pillowtop Mattress



Oversized Bunk Pads



Thermo-Foil Arctic Insulation



Solid Wood Cabinet Doors



Designer Fabric



Wolf Pup Black Label Edition Exterior
Gel Coated Fiberglass, Power Tongue Jack,
Aluminum Rims



Battery Disconnect



Battery Minder



AVAILABLE PACKAGES

Base Camp Package

- Back Up Camera Ready
- Advantage Package
- 14" Tires for improved towing in place of 13"
- 26" Wide Door IPO 22" Door
- Aerodynamic Radius Front Profile
- Coachnet Roadside Assistance
- Exterior Recept
- High Impact Front metal IPO corrugated metal
- Large Exterior Folding Assist Handle

- Monitor Panel
- Outside Storage Door
- Solar Prep and Wiring
- TV Antenna with Hookups
- Camping Package
- 55 Amp Converter
- 6 Gallon Water Heater
- Bathroom Fan
- Fiberglass Entry Door
- Foot Flush Toilet
- Full Length Awning
- High Flo Water Pump

- High Output Cooktop
- High Rise Faucet
- Microwave
- Nitro Filled Tires
- One Piece, Walkable Decked Roof
- Oversized Dinette with Removable Table
- Range Hood

Safety Package

- Carbon Monoxide Detector
- Exit Windows

- Fire Extinguisher
- GFI Protective Outlet
- LP Detector
- Safety Glass Windows
- Smoke Detector

Limited Package

- 13.5K Air Conditioner
- 14" Mag Radial Wheels
- 20 BTU Furnace
- 6 Gallon Gas/Elec DSI Water Heater
- Cherokee Stable Step

- Detachable Power Cord
- Exterior LED Light Strip at Awning
- External Scare Light
- Friction Hinge Door
- HDMI Entertainment System
- High Gloss Seamless Countertop
- LED Interior Lights
- Night Shades
- Outside Shower w/ Hot & Cold Water
- Plywood Flooring
- Power Awning
- Remote Control Awning

- 6 cubic foot RV Refrigerator
- Spare Tire
- Stabilizer Jacks
- Stereo w/ Inside & Outside Speakers
- Tire Pressure Monitors
- Tub Surround
- Upgraded Hypoallergenic Evergreen Mattress
- Upgraded Stainless Microwave
- Upgraded Stainless Range Hood
- USB charging stations (Beds, Bunks, Table where Applicable)



PRE-DELIVERY INSPECTION FACILITY

20,000 square feet of quality assurance. The bare essentials for a premium product. This state-of-the-art facility gives immediate daily feedback to production for quality assurance in every unit built.



Learn More
Scan this barcode using a QR Reader on your smart phone to learn more about Forest River.



A Berkshire Hathaway company.



FREE MEMBERSHIP
to Forest River Owners' Group

www.forestriverfrog.com



CUSTOMER SATISFACTION



www.ForestRiverBuyLocal.com

YOUR GREY WOLF DEALER

All information contained in this brochure is believed to be accurate at the time of publication. However, during the model year, it may be necessary to make revisions and Forest River, Inc., reserves the right to make all such changes without notice, including prices, colors, materials, equipment and specifications as well as the addition of new models and the discontinuance of models shown in this brochure. Therefore, please consult with your Forest River, Inc., dealer and confirm the existence of any materials, design or specifications that are material to your purchase decision. Litho. U.S.A. FOR 1533 P/W: 2018.09.04

24/7 EMERGENCY ROADSIDE ASSISTANCE

For a worry-free ownership experience Forest River includes one year of Coach-Net RV Technical & Roadside Assistance with each RV purchase. Whether new to the RV lifestyle or an experienced RV enthusiast, Forest River owners have 24/7 access to technical, operational and emergency road service coverage throughout the US & Canada. Coach-Net's fast, dependable service is just a phone call away.

Coach-Net®
RV Technical & Roadside Assistance

Specification Definitions

GVWR (Gross Vehicle Weight Rating) - is the maximum permissible weight of the unit when fully loaded. It includes all weights, inclusive of all fluids, cargo, optional equipment and accessories. For safety and product performance do NOT exceed the GVWR.

GAWR (Gross Axle Weight Rating) - is the maximum permissible weight, including cargo, fluids, optional equipment and accessories that can be safely supported by a combination of all axles.

UVW (Unloaded Vehicle Weight)* - is the typical weight of the unit as manufactured at the factory. It includes all weight at the unit's axle(s) and tongue or pin and LP Gas. The UVW does not include cargo, fresh potable water, additional optional equipment or dealer installed accessories.

*Estimated average based on standard build optional equipment.

CCC (Cargo Carrying Capacity)** - is the amount of weight available for fresh potable water, cargo, additional optional equipment and accessories. CCC is equal to GVWR minus UVW. Available CCC should accommodate fresh potable water

(8.3 lbs per gallon). Before filling the fresh water tank, empty the black and gray tanks to provide for more cargo capacity.

** Estimated average based on standard build optional equipment

Each Forest River RV is weighed at the manufacturing facility prior to shipping. A label identifying the unloaded vehicle weight of the actual unit and the cargo carrying capacity is applied to every Forest River RV prior to leaving our facilities.

The load capacity of your unit is designated by weight, not by volume, so you cannot necessarily use all available space when loading your unit.