

# SYNERGY<sup>®</sup>

AS SOON AS YOU CROSS THE THRESHOLD  
YOU'LL FALL IN LOVE WITH THE SYNERGY.



 **THOR**<sup>®</sup>  
MOTOR COACH





# SYNERGY<sup>®</sup>

As soon as you cross the threshold,  
you'll fall in love with the features and  
convenience of Synergy<sup>®</sup> motorhomes.  
With polished style, power and  
responsiveness, the Synergy  
invigorates your sense of adventure  
and calls you to explore the open road.






# EXTERIOR OPTIONS




HOT STREAK 



LET IT RIDE 



INVERNESS



SPYGLASS



---

## TRUE FLAT FLOOR FOUNDATION

Partnering with MORryde® International, we've taken our chassis foundation and substructure to the next level. Our True Flat Floor Foundation is manufactured to precise tolerances, and our assembly process is second to none.



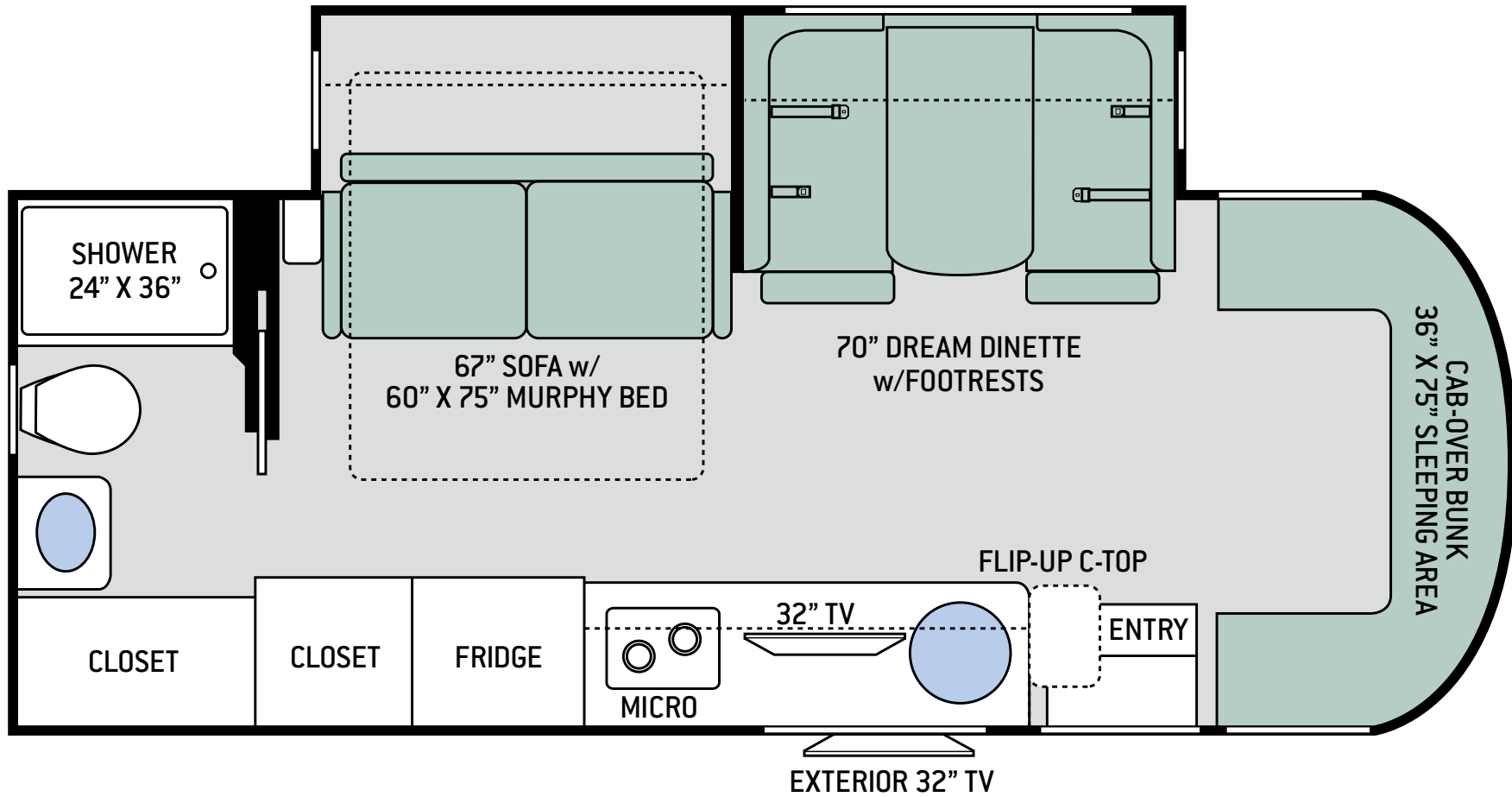








# FLOOR PLANS



24MB

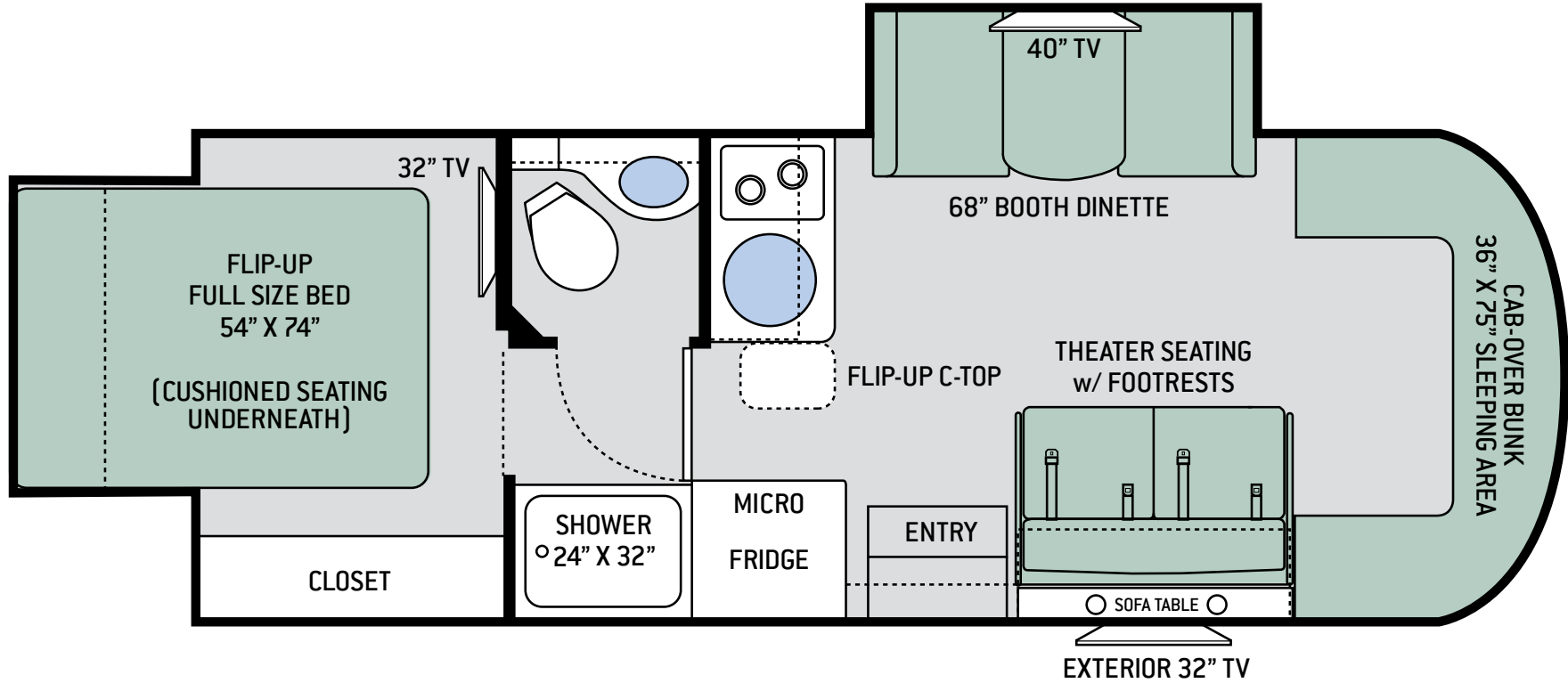


# S P E C I F I C A T I O N S

24MB

<b>CHASSIS</b>	Mercedes-Benz Sprinter
<b>GROSS VEHICLE (GVWR)</b>	11,030
<b>GROSS COMBINED (GCWR)</b>	15,250
<b>WHEEL BASE</b>	170.3"
<b>EXTERIOR LENGTH (W/O LADDER)</b>	25'-10"
<b>EXTERIOR HEIGHT (W/AC)</b>	10'-10"
<b>EXTERIOR WIDTH (W/O MIRRORS)</b>	90"
<b>INTERIOR HEIGHT (LIVING AREA)</b>	80"
<b>AWNING SIZE</b>	15'
<b>FUEL (GAL)</b>	26.4
<b>LPG (LBS)</b>	68.2
<b>FRESH/WASTE/GRAY WATER (GAL)</b>	30 / 38 / 38
<b>WATER HEATER (GAL)</b>	Tankless
<b>FURNACE (BTUS)</b>	30,000
<b>EXTERIOR STORAGE CAPACITY (CU. FT.)</b>	32.8
<b>HITCH WEIGHT RATING (LBS)</b>	5,000

# FLOOR PLANS



## 24SK

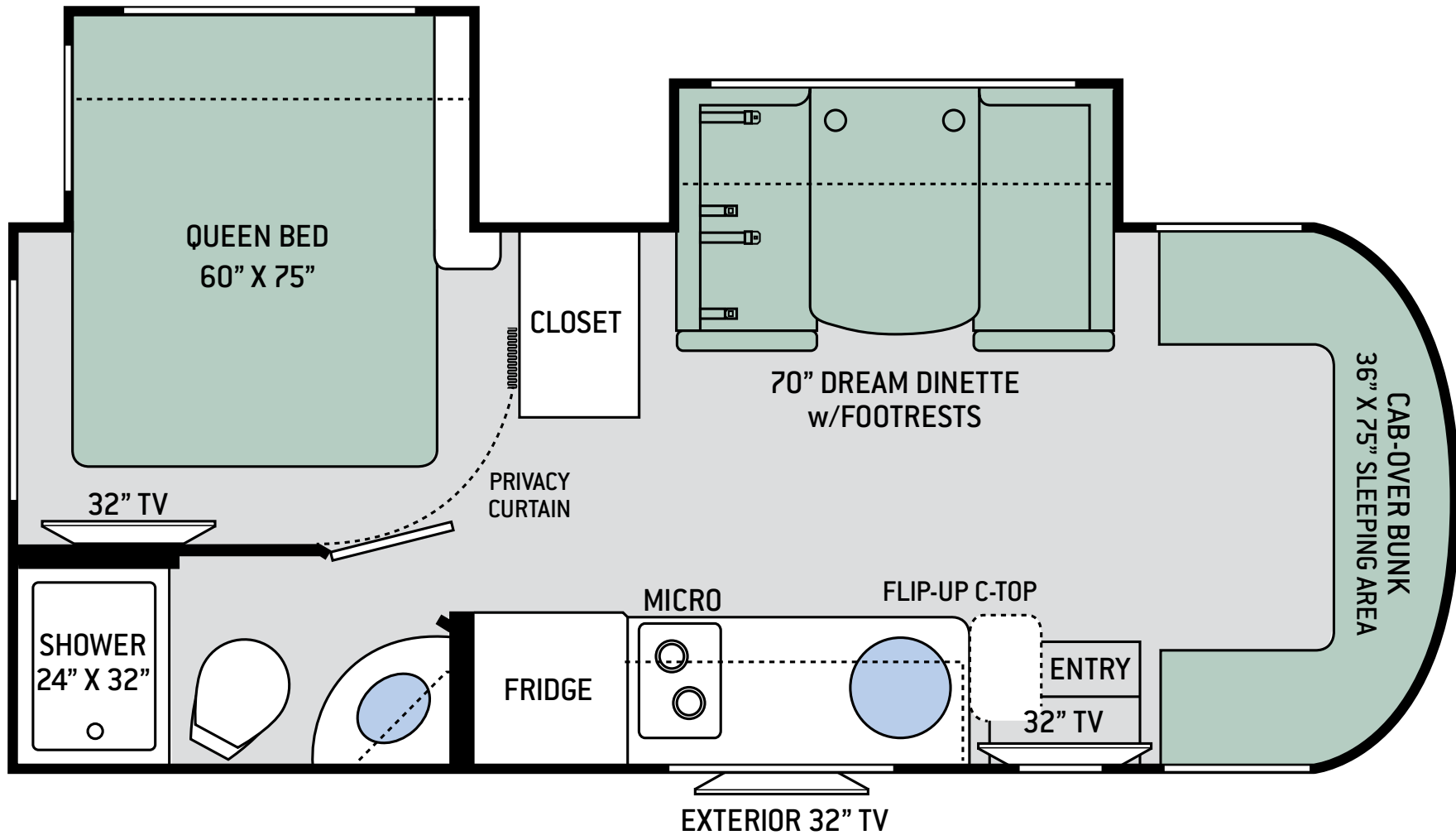


# S P E C I F I C A T I O N S

24SK

<b>CHASSIS</b>	Mercedes-Benz Sprinter
<b>GROSS VEHICLE (GVWR)</b>	11,030
<b>GROSS COMBINED (GCWR)</b>	15,250
<b>WHEEL BASE</b>	170.3"
<b>EXTERIOR LENGTH (W/O LADDER)</b>	25'-10"
<b>EXTERIOR HEIGHT (W/AC)</b>	10'-10"
<b>EXTERIOR WIDTH (W/O MIRRORS)</b>	90"
<b>INTERIOR HEIGHT (LIVING AREA)</b>	80"
<b>AWNING SIZE</b>	15'
<b>FUEL (GAL)</b>	26.4
<b>LPG (LBS)</b>	68.2
<b>FRESH/WASTE/GRAY WATER (GAL)</b>	36 / 38 / 38
<b>WATER HEATER (GAL)</b>	Tankless
<b>FURNACE (BTUS)</b>	30,000
<b>EXTERIOR STORAGE CAPACITY (CU. FT.)</b>	30.3
<b>HITCH WEIGHT RATING (LBS)</b>	5,000

# FLOOR PLANS



24SS

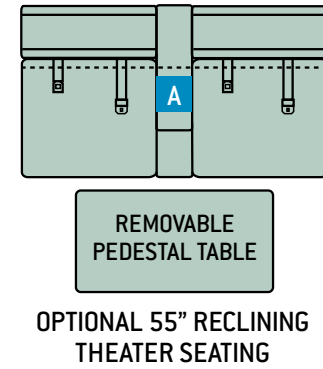
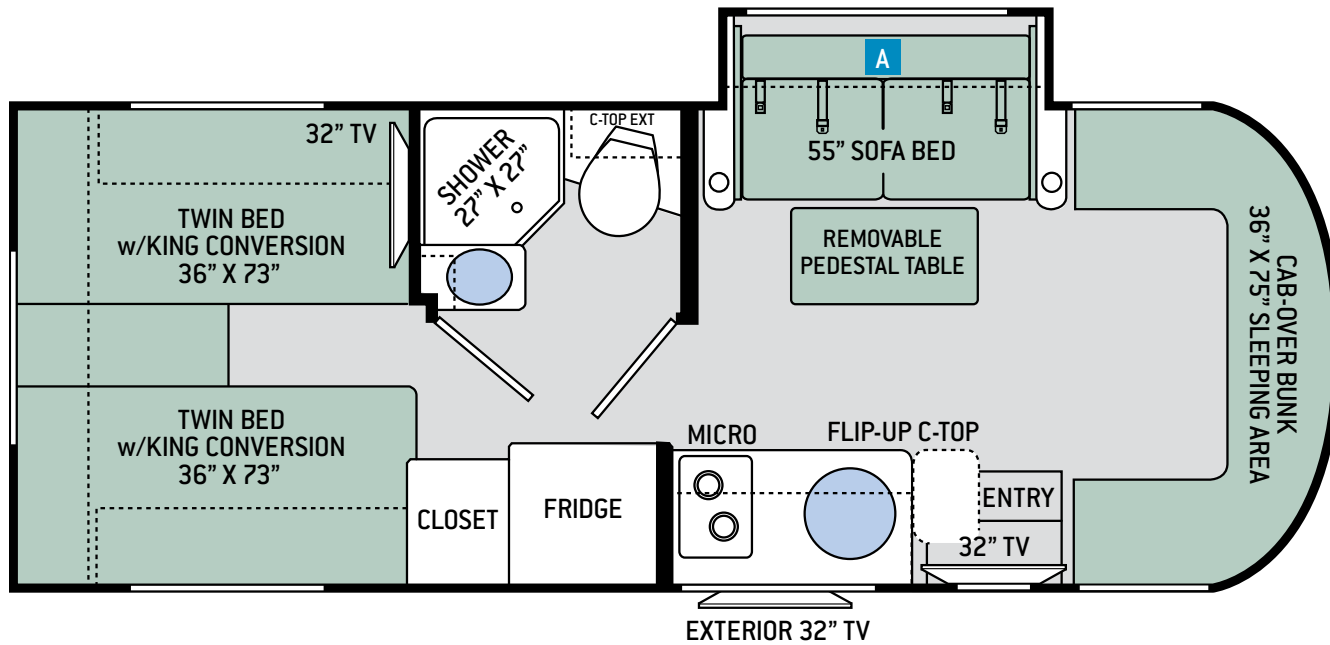


# S P E C I F I C A T I O N S

24SS

<b>CHASSIS</b>	Mercedes-Benz Sprinter
<b>GROSS VEHICLE (GVWR)</b>	11,030
<b>GROSS COMBINED (GCWR)</b>	15,250
<b>WHEEL BASE</b>	170.3"
<b>EXTERIOR LENGTH (W/O LADDER)</b>	24'-11"
<b>EXTERIOR HEIGHT (W/AC)</b>	10'-10"
<b>EXTERIOR WIDTH (W/O MIRRORS)</b>	90"
<b>INTERIOR HEIGHT (LIVING AREA)</b>	80"
<b>AWNING SIZE</b>	15'
<b>FUEL (GAL)</b>	26.4
<b>LPG (LBS)</b>	68.2
<b>FRESH/WASTE/GRAY WATER (GAL)</b>	36 / 38 / 38
<b>WATER HEATER (GAL)</b>	Tankless
<b>FURNACE (BTUS)</b>	30,000
<b>EXTERIOR STORAGE CAPACITY (CU. FT.)</b>	29.1
<b>HITCH WEIGHT RATING (LBS)</b>	5,000

# FLOOR PLANS



## 24ST





# S P E C I F I C A T I O N S


24ST

<b>CHASSIS</b>	Mercedes-Benz Sprinter
<b>GROSS VEHICLE (GVWR)</b>	11,030
<b>GROSS COMBINED (GCWR)</b>	15,250
<b>WHEEL BASE</b>	170.3"
<b>EXTERIOR LENGTH (W/O LADDER)</b>	25'-10"
<b>EXTERIOR HEIGHT (W/AC)</b>	10'-10"
<b>EXTERIOR WIDTH (W/O MIRRORS)</b>	90"
<b>INTERIOR HEIGHT (LIVING AREA)</b>	80"
<b>AWNING SIZE</b>	15'
<b>FUEL (GAL)</b>	26.4
<b>LPG (LBS)</b>	68.2
<b>FRESH/WASTE/GRAY WATER (GAL)</b>	42 / 22 / 24
<b>WATER HEATER (GAL)</b>	Tankless
<b>FURNACE (BTUS)</b>	30,000
<b>EXTERIOR STORAGE CAPACITY (CU. FT.)</b>	64.5
<b>HITCH WEIGHT RATING (LBS)</b>	5,000


# INTERIOR OPTIONS



ARTIC FROST



CLOUD NINE



MIDTOWN TAUPE



ARTISAN CHERRY



PRESTIGE MAPLE



LEATHERETTE  
FURNITURE



KITCHEN & BATH COUNTERTOP



DINETTE & BEDROOM COUNTERTOP



FLOORING



LEATHERETTE  
ACCENT












# SPECIAL FEATURES



Bedroom Charging Station and Dedicated CPAP Outlet and Storage Location



Mercedes-Benz® Sprinter Chassis with 3.0L V6



Swivel, Leatherette Captain's Chairs



Solar Charge Controller Solar Panel Ready



360° Siphon® Vent Cap for Tank Odor Prevention



Exterior LP Connection



Aluminum Side Hinge Exterior Compartment Doors



Multiplex Wiring Control System with 7" Touchscreen





Euro-Skylight



Girard® Tankless  
Water Heater



# FEATURED HIGHLIGHTS

---

## CONSTRUCTION & EXTERIOR

- » Mercedes-Benz® Sprinter Chassis with 3.0L V6, 188HP & 325 lb.-ft. Torque
- » Premium One-Piece TPO Roof
- » One-Piece Fiberglass Front Cap with Courtesy Lights
- » One-Piece Fiberglass Rear Cap (24MB, 24SS & 24ST)
- » One-Piece Fiberglass Rear Bumper (24SK)
- » HD-MAX® Exterior with Graphics Package
- » Side Hinged Slab Compartment Doors
- » Lighted Rotocast Storage Compartments
- » Armless Power Patio Awning with Integrated LED Lighting
- » Slideout Room Topper Awning(s)
- » Roof Ladder (24MB, 24SS & 24ST)
- » Electric Entry Steps
- » Frameless Windows
- » 5,000-lb. Trailer Hitch

## CONSTRUCTION & EXTERIOR OPTION

- » Electric Stabilizing System (STD 24MB & 24SS)

## AUTOMOTIVE & COCKPIT

- » Touchscreen Dash Radio with Navigation & Back-up Monitor (N/A with Summit Package Option)
- » Deluxe Heated/Remote Exterior Mirrors
- » Wood Dash Applique

- » Swivel Leatherette Captain's Chairs with Two (2) Filler Cushions
- » Cockpit Carpet Mat
- » Tilt Leather Steering Wheel with Audio Buttons to Control Dash Radio
- » Cruise Control
- » Power Windows & Door Locks
- » Map Light
- » Windshield Privacy Curtain (N/A with Summit Package Option)
- » Fiberglass Running Boards
- » Keyless Entry System
- » Stainless Steel Wheel Liners
- » Valve Stem Extensions on All Wheels

## AUTOMOTIVE & COCKPIT OPTION

- » Side View Camera System (N/A with Summit Package Option)

## INTERIOR

- » Rubber Tread Entry Steps with Lighted Step Well
- » Residential Vinyl Flooring
- » 80" Interior Ceiling Height
- » Soft Touch Vinyl Ceiling
- » LED Lighting
- » Manual Euro-Skylight

- » Ceiling Ducted Air Conditioning System
- » Cab-Over Bunk Ladder
- » Leatherette Dream Dinette® Booth with Footrests (24MB & 24SS)
- » Leatherette Dinette with Two (2) Storage Drawers (24SK)
- » Leatherette Sofa + Murphy Bed Conversion with Queen Size Mattress (24MB)
- » Leatherette Tri-Fold Sofa & Removable Pedestal Table (24ST)
- » High-Gloss Glazed Cabinetry with Solid Wood Raised Panel Cabinet Doors, Hidden Hinges & Nickel Finish Hardware
- » Window Privacy Roller Shades

## INTERIOR OPTIONS

- » Leatherette Theater Seating with Footrest (STD 24SK / OPT 24ST)
- » Single Child Safety Tether in Dinette (24MB & 24SS)

## KITCHEN

- » Double Door Refrigerator with Stainless Steel Door Inserts
- » Protective Cover & Task Lighting Above Cooktop
- » Two Burner Gas Cooktop with Glass Cover & Electric Start
- » Convection Microwave Oven
- » Solid Surface Kitchen Countertop & Sink Cover
- » Solid Surface Flip-Up Countertop Extension





- » Large Stainless Steel Single Bowl Sink & Faucet w/Pull-Down Sprayer
- » Waste Basket

#### **BEDROOM & BATHROOM**

- » Full Size Bed (24SK)
- » Denver Mattress® Queen Size Bed (24MB & 24SS)
- » Two (2) Twin Sofa Beds with Upholstered Covers & King Conversion (24ST)
- » Pillow Shams (24ST)
- » Bedspread & Pillow Shams (24MB, 24SK & 24SS)
- » Bedroom Charging Station & Dedicated CPAP Machine Outlet with Storage Location
- » Shower with Glass Door (24MB, 24SK & 24SS)
- » Shower with Deluxe Curved Rod & Curtain (24ST)
- » Solid Surface Bathroom Countertop (24ST)
- » Foot Flush Porcelain Toilet
- » 12-volt Fan in Bathroom

#### **BEDROOM & BATHROOM OPTION**

- » 12-volt Attic Fan with Cover in Bedroom

#### **ENTERTAINMENT**

- » 40" TV in Living Area (24SK)
- » 32" TV in Living Area (24MB, 24SS & 24ST)
- » 32" TV in Bedroom (24SK, 24SS & 24ST)

- » Exterior 32" TV on Manual Swivel with Bluetooth® Sound Bar
- » Blu-Ray Player with Switch Box
- » Cable TV Ready
- » Digital TV Antenna
- » Bluetooth® Coach Radio System with HDMI Ready & App Control
- » Power Charging Center for Electronics with Safety Net

#### **ELECTRICAL & PLUMBING**

- » Onan® RV QG 3600 LP Generator
- » 30-amp Shoreline Power Cord
- » Automatic Shoreline-to-Generator Transfer Switch
- » Battery Disconnect Switch
- » Multiplex Wiring Control System with 7" Touchscreen
- » Solar Prep - Includes Solar Controller
- » 15,000 BTU Low-Profile Air Conditioner
- » Whole Coach Water Filtration System
- » Tankless Water Heater
- » Enclosed & Heated Holding Tanks (24ST)
- » 360° Siphon RV Holding Tank Vent Cap
- » Black Tank Flush System
- » Outside Shower
- » Exterior LP Connection

#### **ELECTRICAL & PLUMBING OPTIONS**

- » Onan® RV QD 3200 Diesel Generator
- » 15,000 BTU Low-Profile Air Conditioner with Heat Pump
- » Second Auxiliary House Battery
- » Holding Tanks with Heat Pads (24MB, 24SK & 24SS)

#### **OPTIONAL SUMMIT PACKAGE INCLUDES:**

- » Full-Body Paint Package with Gel Coated Sidewalls and Invisible Front Mask Paint Protection
- » 8" Touchscreen Dash Radio with Bluetooth®, RV Navigation & SiriusXM® Radio Tuner & Antenna
- » JBL® Sound System with Subwoofer
- » Mobileye® Lane Assist
- » Side View Camera System
- » Winegard® Connect™ WiFi Extender +4G
- » 100-watt Solar Charging System w/Power Controller
- » Windshield Privacy Roller Shade

*For a complete listing of available features visit: [thormotorcoach.com/synergy](http://thormotorcoach.com/synergy).*







**Made to fit.**

**IMPORTANT—PLEASE READ:** This brochure reflects product design, fabrication, material, components and specifications at the date of printing, which date is disclosed below. Please visit us online at [ThorMotorCoach.com](http://ThorMotorCoach.com) or consult with your selling dealership for the latest in standards, options, specification and technical information. Photographs in the brochure may depict optional equipment or may only be available in certain floor plans. Components, appliances and the chassis may have been manufactured in a calendar year before the vehicle's designated model year. All capacities are approximate. The actual length of the vehicle may differ from that indicated in the brochure due to variances in the manufacturing processes and/or installed components. All dry weights are based on standard model features and do not include optional features or equipment. Component part and appliance manufacturers issue limited warranties covering portions of the vehicle not covered under the limited warranty we issue. Copyright Thor Motor Coach, Inc. © OH 10/01/18



[thormotorcoach.com/synergy](http://thormotorcoach.com/synergy)

P.O. Box 1486, Elkhart, IN 46515 Sales Department: 800.860.5658 Customer Service: 877.855.2867