

# TRAIL RUNNER



*Discover New Trails*

Visit HEARTLAND on:



# TRAIL RUNNER



# At the end of the trail... Paradise Awaits

Enjoy your own little piece of paradise with your new Trail Runner by Heartland. Trail Runner is loaded with features that help make your RV experience a memorable one. Our spacious living areas are enhanced with deep slide-outs creating the perfect room for entertaining family and friends. Relax while enjoying the spectacular views through oversized picture windows that virtually surround

you with light and views of the beautiful outdoors. Kick back and watch your favorite movies, sports or news on the built in entertainment center. Snuggle in with a great book on the couch or challenge a family member to a heated game of cards at the dinette table. Trail Runner offers you the extra living room you need at a price that truly lets you enjoy your vacation.



Model 325ODK



Model 325ODK



Model 325ODK

# OUTSTANDING KITCHEN AREAS

Meal preparation is a pleasure in a TRAIL RUNNER kitchen outfitted with a recessed three burner range with a flush glass top for extra prep space. TRAIL RUNNER also comes with an oven, microwave, large double door refrigerator, residential double sink and plenty of cabinet and pantry space for all the fixens.



**STEEL BALL BEARING DRAWER GUIDES**  
TRAIL RUNNER leads the way with full extension, extra strong drawer guides allowing for larger drawers which extend past the cabinet face for maximum usage.



**REMOVABLE SHELVING**  
Need room for tall gear or large items, No problem! TRAIL RUNNER offers flexible storage to fit your needs.



U-Shape Dinette

## Dinette Seating Configurations.

Trail Runner is equipped with either a traditional dinette or a U-shaped Mega Dinette

that comfortably seats you and five other guests. With sturdy built in table legs, Trail Runner's dinettes are sure to accommodate anyone.



Traditional Dinette

# TRAIL RUNNER



Model 30USBH


# ROOMY BEDROOMS. STORAGE GALORE.



Large beds and room to get around them make TRAIL RUNNER bedrooms comfortable and very livable. Nightstands, wardrobes, overhead cabinets and underbed compartment provides you with plenty of storage. Our wood pocket door enclosures provide privacy for master bedrooms and bunk rooms.



Sliding Pocket Privacy Door



Trail Runner Model 30USBH

# FUNCTIONAL VERSATILITY

TrailRunner offers floorplans with bunk options to provide private sleeping quarters for friends and family. Bunk

floorplans are also offered in different configurations to conform to your specific wants and needs.



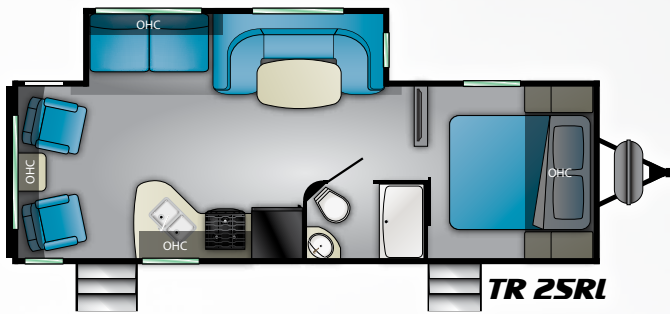
Trail Runner Model 29MSB

Model 30USBH

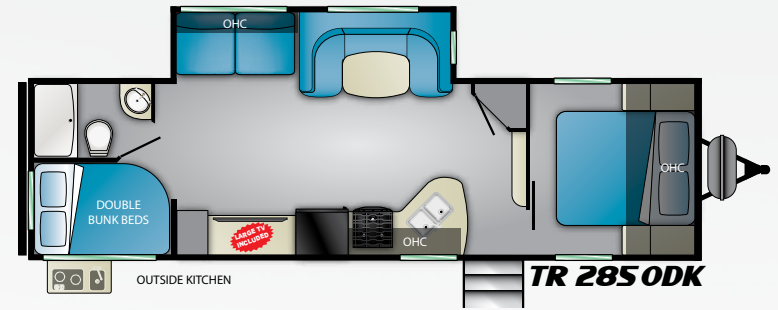


Trail Runner bathrooms are equipped with designer shower curtain, medicine cabinet, toothbrush holder and a towel ring

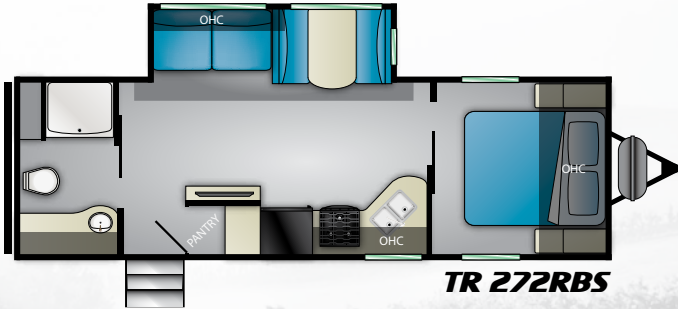
# TRAIL RUNNER



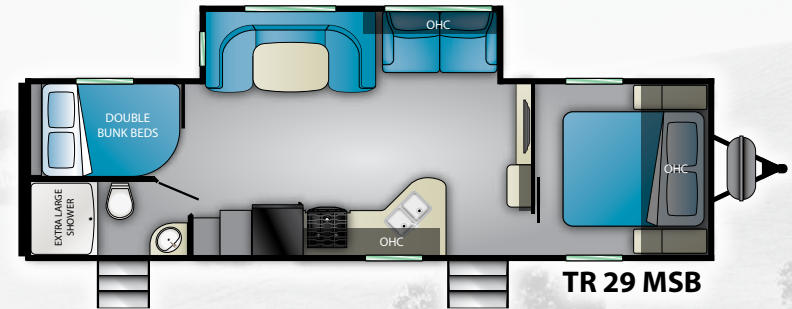
Length: 29' 6"  
Height: 11' 2"  
Dry: 6,134  
Hitch: 620  
Tanks: 41<sup>F</sup> 40<sup>G</sup> 40<sup>B</sup>



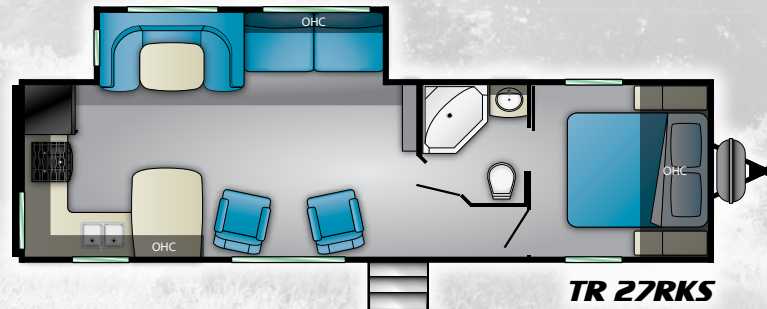
Length: 34' 3"  
Height: 11' 2"  
Dry: 7,020  
Hitch: 760  
Tanks: 41<sup>F</sup> 40<sup>G</sup> 40<sup>B</sup>



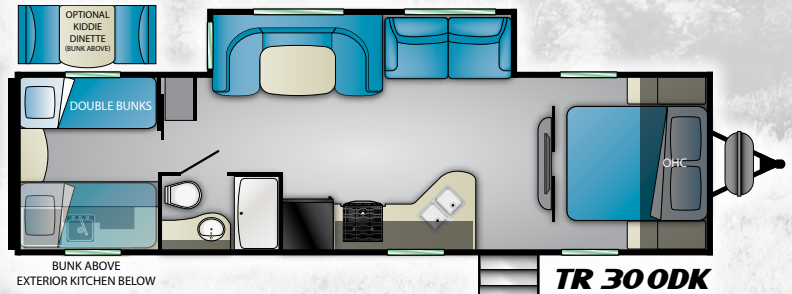
Length: 30' 8"  
Height: 11' 2"  
Dry: 6,160  
Hitch: 680  
Tanks: 41<sup>F</sup> 80<sup>G</sup> 40<sup>B</sup>



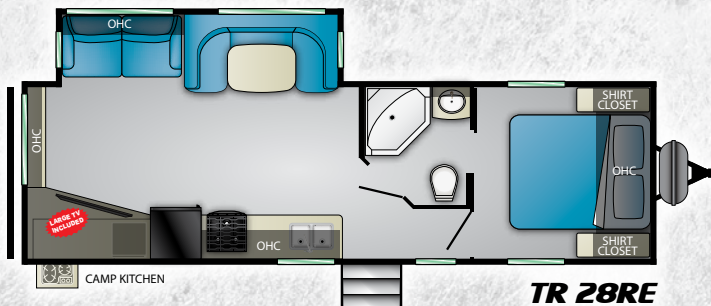
Length: 34' 1"  
Height: 11' 2"  
Dry: 7,190  
Hitch: 770  
Tanks: 41<sup>F</sup> 40<sup>G</sup> 40<sup>B</sup>



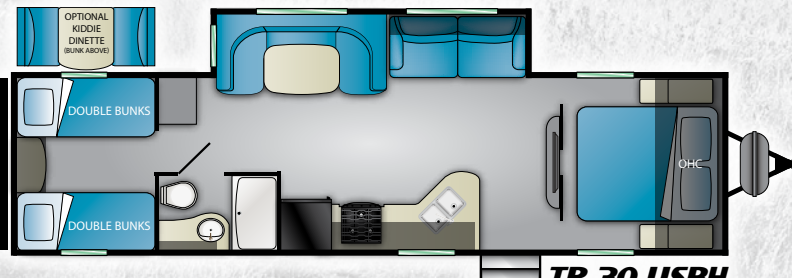
Length: 33' 3"  
Height: 11' 2"  
Dry: 6,840  
Hitch: 820  
Tanks: 41<sup>F</sup> 80<sup>G</sup> 40<sup>B</sup>



Length: 33' 11"  
Height: 11' 2"  
Dry: 7,145  
Hitch: 725  
Tanks: 41<sup>F</sup> 40<sup>G</sup> 40<sup>B</sup>



Length: 32' 3"  
Height: 11' 2"  
Dry: 6,416  
Hitch: 670  
Tanks: 41<sup>F</sup> 40<sup>G</sup> 40<sup>B</sup>



Length: 33' 11"  
Height: 11' 2"  
Dry: 6,785  
Hitch: 875  
Tanks: 41<sup>F</sup> 40<sup>G</sup> 40<sup>B</sup>



# TOYHAULERS

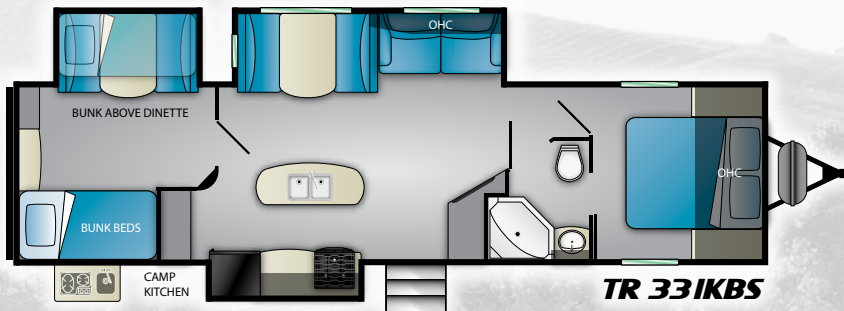


Length: 36' 4"  
Height: 11' 4"

Dry: 7,980  
Hitch: 940

Tanks: 41<sup>F</sup> 40<sup>G</sup> 40<sup>B</sup>

**TR 3250DK**

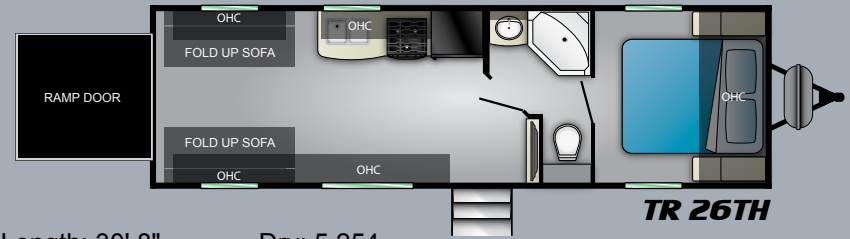


Length: 37' 2"  
Height: 11' 4"

Dry: 8,984  
Hitch: 928

Tanks: 41<sup>F</sup> 80<sup>G</sup> 40<sup>B</sup>

**TR 331KBS**

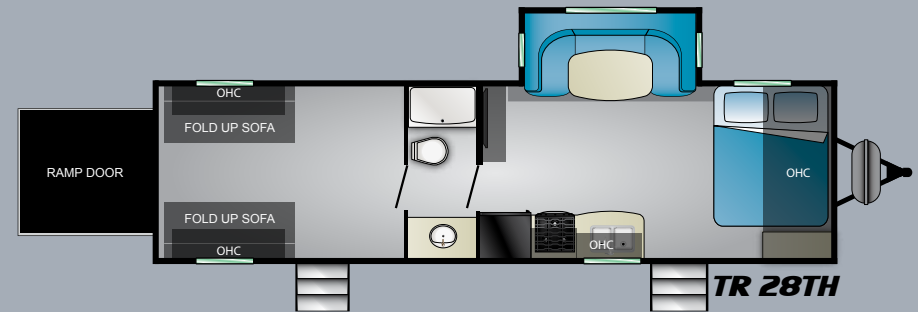


Length: 30' 8"  
Height: 11' 2"

Dry: 5,254  
Hitch: 788

Tanks: 41<sup>F</sup> 40<sup>G</sup> 40<sup>B</sup>

**TR 26TH**



Length: 33' 4"  
Height: 11' 4"

Dry: 6,558  
Hitch: 1,142

Tanks: 41<sup>F</sup> 40<sup>G</sup> 40<sup>B</sup>

**TR 28TH**



# TRAIL RUNNER

## PRACTICAL SMART DESIGN

### BUILT TO LAST.

Using time tested construction methods and top grade materials, Trail Runner is built to last. Heavy duty steel frames, full walk on roofs and everything in between insures that you will enjoy years of camping while making lasting memories.



Trail Runner maximizes available space for storage....



The H-ducted A/C distributes the cool air evenly throughout the travel trailer.



Trail Runner comes with a Bluetooth multi-media entertainment unit with AM/FM CD/DVD player and storage.



Deep 50/50 double bowl stainless steel sink with a pull-out faucet.



Blue LED lighted exterior speakers and under-body accent LED light strip light up your patio party.



Outside Shower with hot and cold water.



The optional bumper pull-out bike rack is great for bikes, chairs, coolers and any other bulky items you wish to take along on vacation.



Thick insulated baggage doors with seamless aluminum door frame, no visible mounting screws and rubber seals protect your cargo.



**E-Z LUBE**

E-Z Lube Axles allow you to lubricate the Axle Hub, including the rear bearings without removing the tires.



30# LP Bottles and cover with easy access to auto changeover valve.

Radius door corners are stronger, last longer and don't tear awnings.



Convenient Outside GFCI Protected and Covered Outlet.



Our aerodynamic radius front profile decreases wind resistance, helping to maximize gas mileage while providing better handling.

Large Awnings... Enjoy your patio area rain or shine. Power awnings with LED lights are also available as options.



Full length ceiling mounted designer shower curtain contains water in the shower where it belongs.



# HIGHER STANDARDS

## Construction Features

- Aluminum exterior skin sidewalls
- Aluminum front exterior metal
- R-7 Fiberglass insulated sidewall, roof, floor
- 5/8" Main floor decking
- Roof rafters wood tapered 4-1/2" trusses
- Aerodynamic radius front profile
- Wall studs on 16" centers
- Electric-powered slide-outs with manual override
- Deep, flush floor slide-outs
- Fully walkable roof
- 8' Exterior width
- 80" Interior ceiling height
- 2" x 3" Longitudinal floor joists
- Cambered structural steel I-beam frame

## Exterior

- Diamond plate stone guard
- Radial tires with steel rims
- Molded fender skirts
- Bumper with drain hose carrier, end caps
- Extra large entry grab handle
- Radius-cornered baggage doors
- E-Z lube Dexter axles with electric brakes
- 30# LP bottles with auto change over and easy access cover
- Tinted safety glass windows
- Radius-cornered fiberglass entrance door with screen door
- Molded rain guttering with extra long drip spouts
- Triple entrance step (N/A 26TH, 28TH)
- Two LED lit outside speakers
- Finished pass through storage
- Backup camera prep
- LP quick connect
- Under-body accent LED light strip

## Interior

- LED interior lights throughout
- LED light strip behind fascia
- Overhead cabinet over sofa in super-slides
- Pocket screwed cabinets
- U-shaped Mega dinette (select models)

- Designer light over dinette
- AM/FM/CD/DVD player with Bluetooth capability
- USB charging port
- Convertible sofas with flip down center console
- Cable TV hook-up with RG6 coax cabling
- Omni-directional TV antenna with signal booster
- Fabric covered box valances
- Wood pocket sliding doors (select models)
- Chair rail in slide room

## Heat, Air, Power and Water

- Hook-up for city water
- Systems monitor panel
- 12V water pump
- 13.5K BTU dual ducted central A/C
- 12V Electrical system with deluxe 110V 45-Amp power converter
- Gas/electric DSI hot water heater
- 30-Amp power cord
- 110V GFCI protected exterior receptacle
- Auto-ignition furnace with wall thermostat
- In-floor ducted heat with 30K BTU furnace
- Water system winterization kit
- Heated and enclosed fresh water tank
- 30# LP bottles with cover

## Kitchen

- Stainless steel appliances
- Microwave oven with carousel
- High-rise pull out kitchen faucet
- Stainless steel residential-style sink (50/50)
- Flush mount 3-Burner cook top
- Range hood with light and exhaust fan
- Ball bearing drawer guides
- Large oven
- Double door refrigerator

## Bathroom

- Designer shower curtain with curved shower track
- ABS tub/shower surround
- Bathroom power vent
- Porcelain toilet with foot flush

- Medicine cabinet with mirror
- Glass door for neo-angle showers
- Skylight in bathroom
- Towel ring

## Bedroom

- Queen bed with innerspring mattress
- Bedspread
- TV hookups
- Shirt wardrobe in bedroom
- Under-bed storage with gas struts
- Overhead cabinets above bed

## Standard Safety Equipment

- Propane alarm
- Break-away switch
- Dead-bolt lock on entrance door
- Dual hitch safety chains
- Smoke alarm
- Multiple egress windows
- Fire extinguisher
- Carbon monoxide alarm

## Options

- Spare tire carrier (N/A 26TH, 28TH)
- Black tank flush
- Bunk room dinette (30USBH/30ODK only)
- LED HDTV
- Power awning with LED lights
- Power tongue jack
- Power stabilizer jacks (two pair)
- Manual stabilizer jacks (two pair)
- Fully enclosed underbelly (forced option)
- Bike rack / flip down storage tray (N/A 26TH, 28TH, 272RBS)
- 15,000 BTU A/C in place of 13,500 A/C
- Night shades in living room and bedroom
- Exterior shower
- Dual sleeper hide-a-bed (select models)
- 50 Amp service with second A/C prep (select models)
- Second A/C (select models)

# TRAIL RUNNER



**SLE**

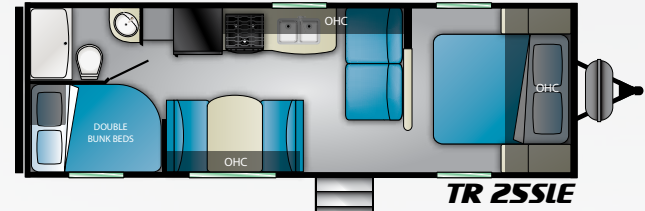
*Discover New Trails*

Visit HEARTLAND on:

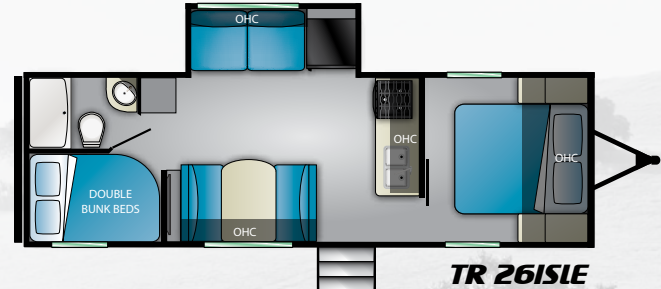


# TRAIL RUNNER

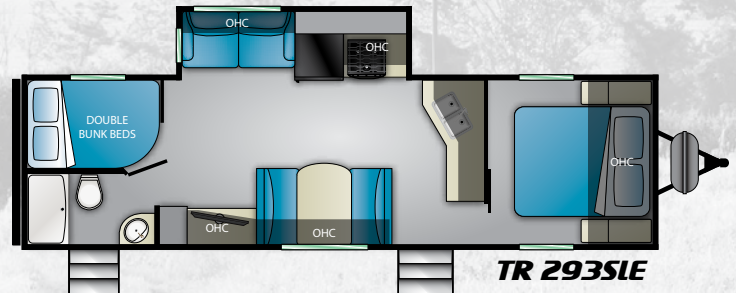
## SLE



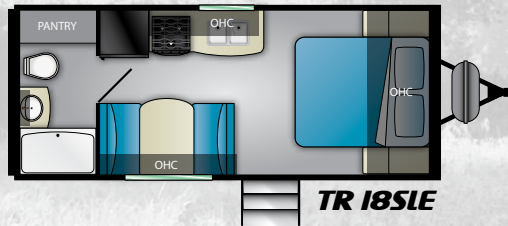
Length: 29' 1"      Dry: 4,814  
 Height: 11' 2"      Hitch: 528      Tanks: 41<sup>F</sup> 40<sup>G</sup> 40<sup>B</sup>



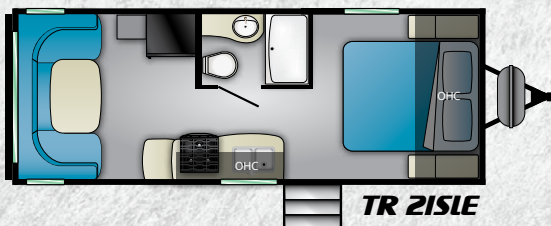
Length: 30' 4"      Dry: 6,196  
 Height: 11' 2"      Hitch: 718      Tanks: 41<sup>F</sup> 80<sup>G</sup> 40<sup>B</sup>



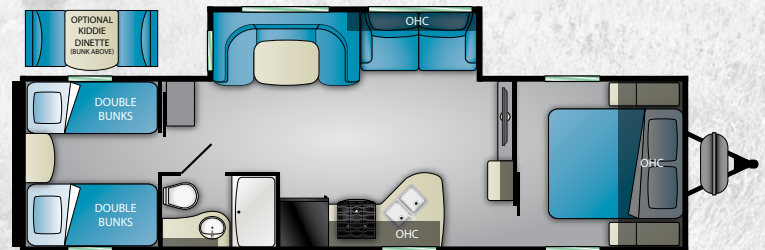
Length: 33' 3"      Dry: 6,840  
 Height: 11' 2"      Hitch: 820      Tanks: 41<sup>F</sup> 80<sup>G</sup> 40<sup>B</sup>



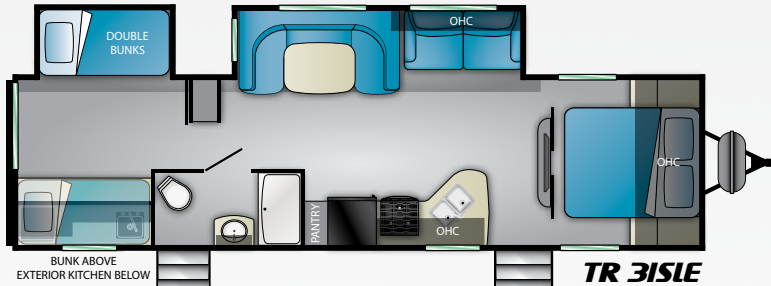
Length: 22' 11"      Dry: 4,066  
 Height: 11' 0"      Hitch: 378      Tanks: 41<sup>F</sup> 40<sup>G</sup> 40<sup>B</sup>



Length: 25' 3"      Dry: 4,502  
 Height: 11' 0"      Hitch: 570      Tanks: 41<sup>F</sup> 40<sup>G</sup> 40<sup>B</sup>



Length: 34' 3"      Dry: 6,965  
 Height: 11' 2"      Hitch: 1,025      Tanks: 41<sup>F</sup> 40<sup>G</sup> 40<sup>B</sup>



Length: 35' 4"  
Height: 11' 4"

Dry: 7,802  
Hitch: 888

Tanks: 41<sup>F</sup> 40<sup>G</sup> 40<sup>B</sup>

# Towability Livability Affordability



Trail Runner Super Lite Edition (SLE) raises the bar while lowering the weight. Always focused on livability and affordability Trail Runner now offers the Super Lite Edition focusing on lighterweight towability. All the quality and features you expect from Trail Runner in a lighter weight package.

## HIGHER STANDARDS

### Construction Features

- Aluminum exterior skin sidewalls
- Aluminum front exterior metal
- R-7 Fiberglass insulated sidewall, roof, floor
- 5/8" Main floor decking
- Roof rafters wood tapered 4-1/2" trusses
- Aerodynamic radius front profile
- Wall studs on 16" centers
- Electric-powered slide-outs with manual override
- Deep slideout rooms with flush floors
- Fully walkable roof
- 8' Exterior width
- 80" Interior ceiling height
- 2" x 3" Longitudinal floor joists
- Cambered structural steel I-beam frame

### Exterior

- Radial tires with steel rims
- Molded fender skirts
- Bumper with drain hose carrier, end caps
- Radius-cornered baggage doors
- E-Z lube Dexter axles with electric brakes
- Radius-cornered fiberglass entrance door with screen door
- Triple entrance step
- Molded rain guttaring with extra long drip spouts
- Tinted safety glass windows
- Painted diamond plate lower front profile

- Finished pass through storage
- Back up camera prep
- Two LED lit outside speakers
- Under-body accent LED light strip

### Interior

- LED interior lights throughout
- LED light strip behind fascia
- Overhead cabinet over sofa in super-slide
- Pocket screwed cabinets
- Light over sofa and dinette
- Convertible sofas with flip down center console
- Cable TV hook-up with RG6 coax cabling
- AM/FM stereo with Bluetooth capability
- Inside and outside speakers
- USB charging port
- TV antenna with signal booster
- Window in slideroom end
- Mini-blinds throughout

### Heat, Air, Power and Water

- Hook-up for city water
- Systems monitor panel
- 12V Demand water pump
- 13.5 BTU A/C
- 12V Electrical system with deluxe
- 110V 45-Amp power converter
- Gas/electric DSI water heater
- 30-Amp power cord
- 110V GFCI protected exterior receptacle

- Auto-ignition furnace with wall thermostat
- In-floor ducted heat
- Water system winterization kit

### Kitchen

- Microwave oven with carousel
- High-rise faucet
- Stainless steel appliances
- Stainless steel kitchen sink
- Flush mount 3-Burner cook top
- Range hood with light and exhaust fan
- Ball bearing drawer guides
- Double door refrigerator

### Bathroom

- Designer shower curtain with curved shower track
- ABS tub/shower surround
- Bathroom power vent
- Towel ring

### Bedroom

- Queen bed with innerspring mattress
- TV hook-ups
- Shirt wardrobe in bedroom
- Under-bed storage
- Overhead shelf above bed

### Standard Safety Equipment

- Propane alarm
- Break-away switch
- Dead-bolt lock on entrance door
- Dual hitch safety chains
- Smoke alarm
- Multiple egress windows
- Fire extinguisher
- Carbon monoxide alarm

### Options

- Spare tire carrier
- Power stabilizer jacks (two pair)
- Manual stabilizer jacks (two pair)
- 15,000 BTU A/C IPO 13,500 A/C
- Oven (required)
- Power awning with LED lights
- Power tongue jack
- Exterior shower
- Night shades in living room and bedroom
- Fully enclosed under belly (required)
- LED HD TV
- Bunk room dinette (302SLE only)
- 50 AMP service with second A/C prep (select models)
- Second A/C (select models)



Heartland Recreational Vehicles

2831 Dexter Drive • Elkhart, Indiana 46514 • 574-262-5992

### Community. Convenience. Close-to-home.

Where you purchase your recreational vehicle is ultimately your decision but Heartland urges you to consider buying at your local dealer. Dealers are part of your community, providing jobs and contributing to your local economy. These dealers are under obligation to provide warranty service for products they sell, but are not legally required to service products purchased from other dealers. At some point, you may need to return to the dealer you buy from - why not stay close to home? After all, home is where your Heartland is!

### BENEFITS OF PURCHASING YOUR RV LOCALLY:

- You enjoy valuable relationship building with Dealer Representatives, close to your home, who will explain the features and benefits of the product.
- You receive a full product orientation prior to delivery, which includes hands-on directions for many of the coach's systems and functions. You are also introduced to the Dealership's Service/Parts/Warranty personnel who are ready to help you with any issues you may encounter, now and in the future.
- You enjoy customer PRIORITY. Dealerships generally service their purchasing customers first - others may experience long delays and missed opportunities to use their RV. What is it worth for you to have a dealership's full attention and help you when you need service - in a timely manner?
- Valuable TAX dollars and jobs stay in YOUR community which pays for your roads, schools, police and fire departments.

### DON'T UNDERESTIMATE CUSTOMER SERVICE AND PERSONAL CARE!

For Canadian Residents: If you purchase an RV out-of-country, there are additional fees, taxes and inspections that must be met before bringing your product home. Your local Canadian dealers are experts in these provisions.

Visit HEARTLAND on:



Your Authorized Heartland Dealer:

HEARTLAND PROUDLY PARTNERS WITH THE HIGHEST QUALITY VENDORS:



LIONSHEAD SPECIALTY TIRE & WHEEL, INC. Established 1993



# TRAIL RUNNER




**HEARTLAND CUSTOMER SERVICE WE'VE GOT YOUR BACK!**

Over 40 men and women located in a dedicated facility servicing our customers every day. With a dealer network of over 400 locations across the U.S. and Canada, you're never far from an authorized Heartland dealer.

[www.HEARTLANDRVs.com](http://www.HEARTLANDRVs.com)



**Do More!**

**Experience:**  
 Product Walk-Through Videos  
 Side By Side Comparisons  
 Feature Videos • Photo Galleries  
 Virtual 360° Tours  
 Detailed Floor Plans  
 News • Testimonials  
 Dealer Locator • Owners Club  
 Customer Service • Service Locator  
 and More at our Informative Web Site



[www.heartlandrvs.com](http://www.heartlandrvs.com)  
 FOR ADDITIONAL INFORMATION.

Product information is as accurate as possible as of the date of publication of this brochure. Due to Heartland's commitment to continuous product improvement - floorplans, materials, components, features, measurements, specifications, options, etc. are subject to change at any time without notice or obligation. In certain conditions some additional equipment may be needed. Photos may show optional equipment or props used for photography purposes only.

Heartland has listed the approximate base weight of the trailer without the option equipment included. Optional equipment will impact the weight of the trailer. Please locate the weight sticker attached to the trailer you are considering for the most accurate trailer weight.

Tow Vehicle Caution: Owners of Heartland recreational vehicles are solely responsible for the selection and proper use of tow vehicles. All customers should consult with a motor vehicle manufacturer or their dealer concerning the purchase and use of suitable tow vehicles for Heartland products. Heartland disclaims any liability or damages suffered as a result of the selection, operation, use or misuse of a tow vehicle. Heartland's limited warranty does not cover damage to the recreational vehicle or the tow vehicle as a result of the selection of the tow vehicle.