

PIONEER

Blazing a Trail...





Model BH270



Model BH270



Model RE275

80" CEILING HEIGHT



Model BH260



Model BH260

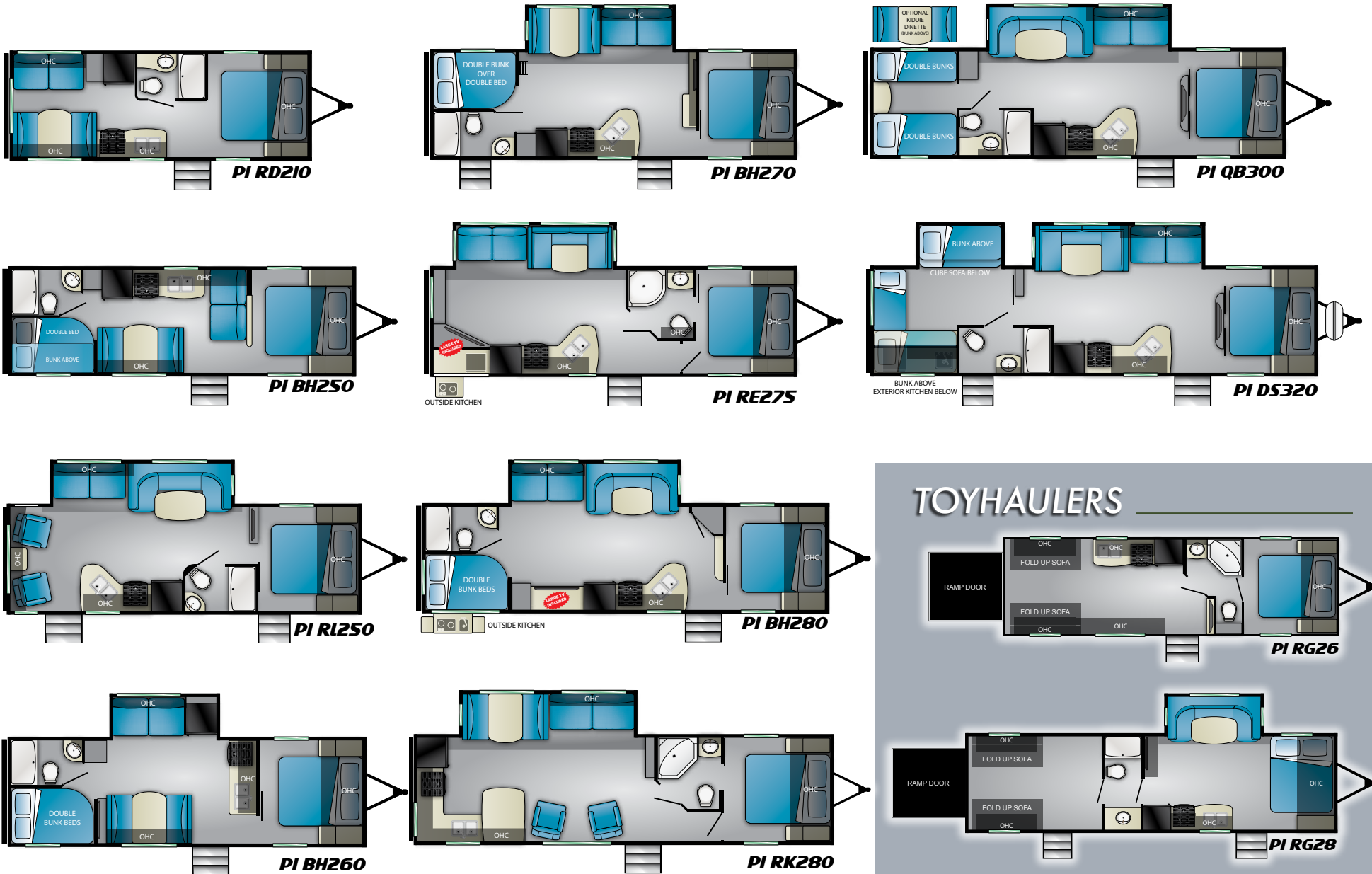


Model RE275



PIONEER

FLOORPLANS For Every Lifestyle...



PIONEER TRAVEL TRAILERS

PIONEER TRAVEL TRAILERS

MODEL	LENGTH	DRY	HITCH	HEIGHT	AWNING	TANKS
RD210	26' 6"	4,728	636	11' 0"	14'	41 ^F 40 ^G 40 ^B
BH250	29' 10"	5,175	735	11' 0"	14'	41 ^F 40 ^G 40 ^B
RL250	30' 3"	6,134	620	11' 2"	20'	41 ^F 40 ^G 40 ^B
BH260	30' 4"	6,196	718	11' 2"	17'	41 ^F 40 ^G 40 ^B
BH270	32' 3"	6,354	680	11' 2"	14'	41 ^F 40 ^G 40 ^B
RE275	32' 3"	6,416	670	11' 2"	15'	41 ^F 40 ^G 40 ^B
BH280	34' 2"	6,810	654	11' 2"	20'	41 ^F 40 ^G 40 ^B
RK280	34' 2"	6,704	612	11' 2"	15'	41 ^F 40 ^G 40 ^B
QB300	34' 8"	6,896	806	11' 2"	15'	41 ^F 40 ^G 40 ^B
DS320	37' 1"	7,696	870	11' 4"	17'	41 ^F 40 ^G 40 ^B
RG26	30' 8"	5,254	788	11' 2"	17'	41 ^F 40 ^G 40 ^B
RG28	33' 4"	6,558	1,142	11' 4"	20'	41 ^F 40 ^G 40 ^B



BLAZING A TRAIL
To Higher Standards...

Construction Features

- 5/8" floor decking
- Roof rafters wood tapered 4-1/2" trusses
- Aerodynamic radius front profile
- Wall studs on 16" centers
- Fully walkable roof
- 8' exterior width
- 80" interior ceiling height
- 2" x 3" longitudinal floor joists
- Cambered structural steel I-beam frame
- Finished pass-through storage

Exterior

- Radial tires with steel rims and DEXTER E-Z Lube axles
- Chrome center caps and lug nuts
- Molded fender skirts
- Screen door
- Rain guttering with extra long drip spouts
- 20# LP bottles with auto change over and easy access cover
- Radius tinted safety glass windows
- Extra large entry grab handle
- Diamond plate stone guard
- Triple entrance step (N/A RG26, RG28)
- Back-up camera prep

- LED lighted exterior speakers
- Under-body accent LED light strip

Interior

- LED lighting throughout
- Overhead cabinet over sofa in slide-outs
- Convertible sleeper sofas with flip down center console and USB charge ports
- Cable TV hook-up with RG6 coax cabling
- Bluetooth AM/FM entertainment system with inside and outside speakers
- TV antenna with signal booster
- Chair rail in slide room
- Designer light over dinette
- Wood pocket door enclosures in bedroom and bunk room
- LED light strip behind fascia

Heat, Air, Power and Water

- Hook-up for city water
- Systems monitor panel
- 12 Volt electrical system with deluxe 110 Volt 45 Amp power converter
- 12 Volt demand water pump
- 13,500 BTU A/C
- Gas electric DSI hot water heater
- 30 Amp power cord
- 110 Volt GFCI protected exterior receptacle

- Auto-ignition furnace with wall thermostat
- 30,000 BTU In-floor ducted heat
- Water heater bypass

Kitchen

- Microwave oven with carousel
- Ball bearing drawer guides
- Residential style (50/50) stainless steel sink
- Three burner flush mount cook top
- Range hood with light and exhaust fan
- Double door refrigerator with freezer
- Stainless steel knobs and pulls
- Designer backsplash

Bathroom

- ABS tub/shower surround
- Bathroom power vent
- Medicine cabinet with built-in shelf
- Towel ring
- Designer shower curtain

Bedroom

- Queen bed with innerspring mattress
- TV hookups
- Shirt wardrobe in bedroom
- Deep overhead storage cabinet above bed
- Electric outlets on both sides of the bed
- Quilted bedspread

Standard Safety Equipment

- Propane alarm
- Break-away switch
- Dead-bolt lock on entrance door
- Dual hitch safety chains
- Smoke alarm
- Egress windows
- Fire extinguisher
- Carbon monoxide alarm

Options:

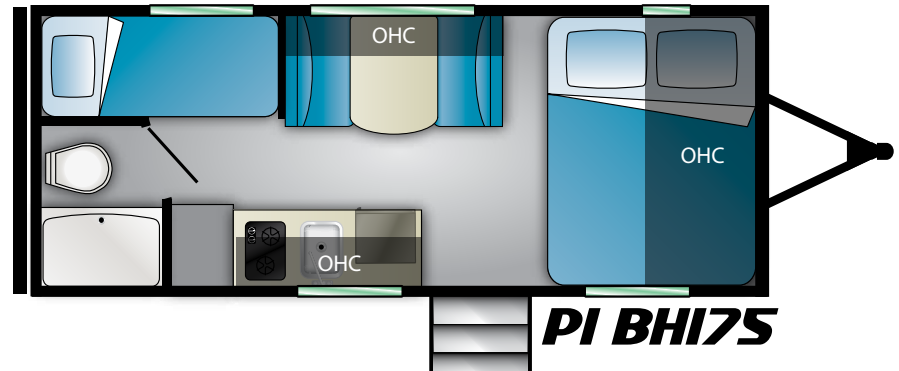
- Spare tire and carrier
- Manual stabilizer jacks two pair
- Power stabilizer jacks two pair
- Power tongue jack
- Flip down bike rack / storage tray
- Exterior shower
- Electric awning with LED lights
- Black tank flush
- Heated and enclosed underbelly (forced)
- Night shades in living area and bedroom
- Oven (forced)

PIONEER LIGHTWEIGHT SINGLE AXLE

PIONEER

TRAIL BLAZER EDITION





PIONEER TRAILBLAZER EDITION						
MODEL	LENGTH	DRY	HITCH	HEIGHT	AWNING	TANKS
BH175	21' 8"	3,156	476	9' 10"	10'	37 ^F 30 ^G 30 ^B



Construction Features

- Roof rafters wood tapered 4-1/2" trusses
- Aerodynamic radius front profile
- Wall studs on 16" centers
- 2" x 3" longitudinal floor joists
- Cambered structural steel I-beam frame
- Fully walkable roof

Exterior

- Radial tires with steel rims and DEXTER E-Z Lube axles
- Rain guttering with extra long drip spouts
- Radius tinted safety glass windows
- Diamond plate stone guard
- Double step entry

Interior

- LED lighting throughout
- Bluetooth AM/FM entertainment system with inside and outside speakers
- Cable TV hook-up with RG6 coax cabling
- TV antenna with signal booster
- Finished drawer boxes

Heat, Air, Power and Water

- Hook-up for city water
- Systems monitor panel
- 12 Volt demand water pump
- 13,500 BTU roof A/C
- 12 Volt electrical system with 110 Volt 45 Amp power converter
- DSI hot water heater
- Built-in 30 Amp power cord
- 110 Volt GFCI protected exterior receptacle
- Auto-ignition furnace with wall thermostat
- In-floor ducted heat
- Water heater bypass

Kitchen

- Microwave oven with carousel
- Ball bearing drawer guides
- Two burner cook top
- Range hood with light and exhaust fan
- Stainless steel knobs and pulls
- High-rise faucet

Bathroom

- Bathroom power vent
- Designer shower curtain
- Towel ring

Bedroom

- Queen bed with innerspring mattress
- TV hookups
- Deep overhead storage cabinet above bed
- Quilted bedspread

Standard Safety Equipment

- Propane alarm
- Break-away switch
- Dead-bolt lock on entrance door
- Dual hitch safety chains
- Smoke alarm
- Egress windows
- Fire extinguisher
- Carbon monoxide alarm

Options:

- Spare tire and carrier
- Manual stabilizer jacks two pair
- Electric awning
- Night shades in living area and bedroom

PIONEER

TAKE THE TRAIL TO
UNBEATABLE VALUE!

PIONEER FIFTH WHEELS





Model PI360



Model PI251



Model PI360

Best FLOORPLANS and More Features...

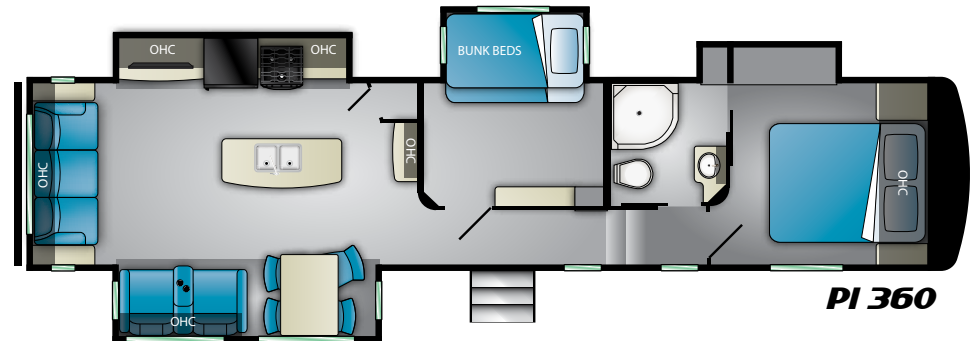
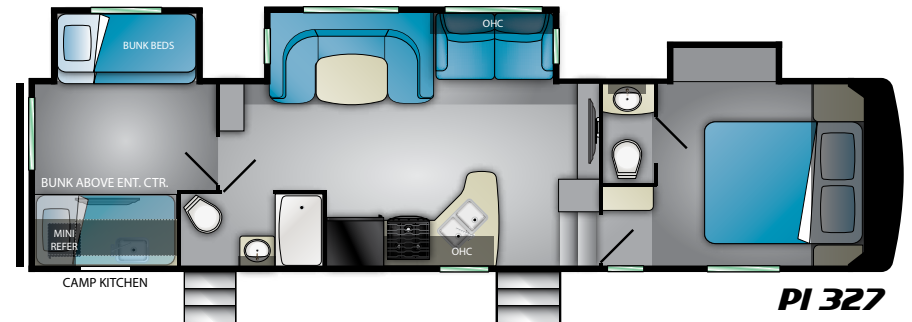
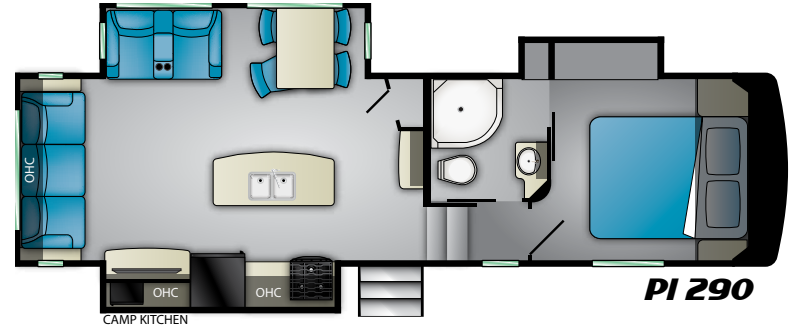
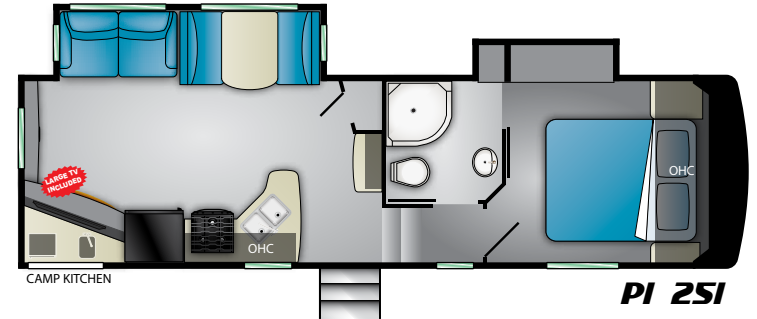


Convertible tri-fold full size sleeper sofa



HIDDEN HINGES

HEARTLAND ADVANTAGE



PIONEER FIFTH WHEELS

Fifth Wheel Standards and Options

Exterior Standards

- XL folding assist handle at entry door
- Aluminum triple entry steps
- Aluminum wheels
- Radial tires
- Fully walkable roof
- Radius tinted safety glass windows
- Entrance door with radius corners
- Water heater bypass kit
- Exterior shower
- Front hitch light
- 30# LP bottles
- Power awning with LED lights
- 50 AMP service with 2nd A/C wired prep
- Detachable power cord
- Cable TV hookup with antenna
- Power front jacks
- Power rear stabilizer jacks
- Spare tire
- Heated & enclosed underbelly
- Black tank flush
- Two inch colored laminated sidewalls with aluminum studs
- Solar and back-up camera prep
- Dexter axles with EZ-Flex
- Correct track alignment system

- Magnetic compartment door hold-backs
- Full pass through basement storage
- Friction hinge entry door
- LED front cap lights

Interior Standards

- LED interior lights throughout
- LED light strip behind fascia
- Residential 50/50 stainless steel kitchen sink
- Stainless steel appliances
- Eight cubic foot refrigerator
- Microwave oven with carousel
- Stainless steel hardware and hidden hinges
- Steel ball bearing drawer guides
- Box valances with lambrequins in living room
- Night shades in living area and bedroom
- Bluetooth AM/FM entertainment center
- 15,000 BTU dual ducted air conditioner
- Porcelain toilet with foot flush
- Two marine grade outdoor speakers
- Gas, electric, DSI water heater
- Gas oven with three burner range
- Range hood with light and exhaust fan
- Pocket bored screwed cabinets with hidden hinges
- Tri-fold sleeper sofa
- Skylight in the shower

- Sliding wood pocket doors
- Roof vents
- Designer light over dinette
- Bedspread

Standard Safety Equipment

- LP detector with alarm
- Break away switch
- Dead bolt lock on entrance door
- Smoke detector with alarm
- Multiple egress windows
- Fire extinguisher
- Carbon monoxide detector with alarm

Options:

- Second A/C 13,500 BTU



PIONEER FIFTH WHEELS

MODEL	LENGTH	DRY	HITCH	HEIGHT	AWNING	TANKS
PI 251	29' 4"	TBD	TBD	13' 1"	14'	50 ^F 40 ^G 40 ^B
PI 290	31' 6"	9,495	1,895	13' 2"	21'	50 ^F 40 ^G 40 ^B
PI 327	35' 9"	10,295	2,275	13' 2"	17'	50 ^F 80 ^G 80 ^B
PI 360	38' 8"	11,720	2,370	13' 6"	16'	50 ^F 80 ^G 40 ^B

Note: Length defined as tow point (Ball coupler for travel trailers / King pin for 5th wheel trailers) to rear bumper. Add 9" w/ Extended Pin Box



Heartland Recreational Vehicles

2831 Dexter Drive • Elkhart, Indiana 46514 • 574-262-5992

Community. Convenience. Close-to-home.

Where you purchase your recreational vehicle is ultimately your decision but Heartland urges you to consider buying at your local dealer. Dealers are part of your community, providing jobs and contributing to your local economy. These dealers are under obligation to provide warranty service for products they sell, but are not legally required to service products purchased from other dealers. At some point, you may need to return to the dealer you buy from - why not stay close to home? After all, home is where your Heartland is!


BENEFITS OF PURCHASING YOUR RV LOCALLY:

- You enjoy valuable relationship building with Dealer Representatives, close to your home, who will explain the features and benefits of the product.
- You receive a full product orientation prior to delivery, which includes hands-on directions for many of the coach's systems and functions. You are also introduced to the Dealership's Service/Parts/Warranty personnel who are ready to help you with any issues you may encounter, now and in the future.
- You enjoy customer PRIORITY. Dealerships generally service their purchasing customers first - others may experience long delays and missed opportunities to use their RV. What is it worth for you to have a dealership's full attention and help you when you need service - in a timely manner?
- Valuable TAX dollars and jobs stay in YOUR community which pays for your roads, schools, police and fire departments.

DON'T UNDERESTIMATE CUSTOMER SERVICE AND PERSONAL CARE!

For Canadian Residents: If you purchase an RV out-of-country, there are additional fees, taxes and inspections that must be met before bringing your product home. Your local Canadian dealers are experts in these provisions.

Visit HEARTLAND on:



Your Authorized Heartland Dealer:

HEARTLAND PROUDLY PARTNERS WITH THE HIGHEST QUALITY VENDORS:



PIONEER

Blazing a Trail...




**HEARTLAND
CUSTOMER SERVICE
WE'VE GOT YOUR BACK!**

Over 40 men and women located in a dedicated facility servicing our customers every day. With a dealer network of over 400 locations across the U.S. and Canada, you're never far from an authorized Heartland dealer.

www.HEARTLANDRVS.com



Do More!

Experience:
 Product Walk-Through Videos
 Side By Side Comparisons
 Feature Videos - Photo Galleries
 Virtual 360° Tours
 Detailed Floor Plans
 News - Testimonials
 Dealer Locator - Owners Club
 Customer Service - Service Locator
 and More at our Informative Web Site



www.heartlandrvs.com
FOR ADDITIONAL INFORMATION.

Product information is as accurate as possible as of the date of publication of this brochure. Due to Heartland's commitment to continuous product improvement - floorplans, materials, components, features, measurements, specifications, options, etc. are subject to change at any time without notice or obligation. In certain conditions some additional equipment may be needed. Photos may show optional equipment or props used for photography purposes only.

Heartland has listed the approximate base weight of the trailer without the option equipment included. Optional equipment will impact the weight of the trailer. Please locate the weight sticker attached to the trailer you are considering for the most accurate trailer weight.

Tow Vehicle Caution: Owners of Heartland recreational vehicles are solely responsible for the selection and proper use of tow vehicles. All customers should consult with a motor vehicle manufacturer or their dealer concerning the purchase and use of suitable tow vehicles for Heartland products. Heartland disclaims any liability or damages suffered as a result of the selection, operation, use or misuse of a tow vehicle. Heartland's limited warranty does not cover damage to the recreational vehicle or the tow vehicle as a result of the selection of the tow vehicle.