



# 2019 JAY FLIGHT



Lake Washington, Summer 1988

**2**  
**YEAR**  
LIMITED  
WARRANTY





## JAY FLIGHT SLX 7



### FEATURES:

1. 4 INCH THICK BUNK MATS
2. DIAMONDFLOOR® VINYL FLOORING
3. INTERIOR LED LIGHTING
4. SHAW® RESIDENTIAL CARPET
5. AM/FM RADIO WITH BLUETOOTH®
6. PLEATED WINDOW SHADES
7. SOLID SURFACE LOOK COUNTERTOPS

**184BS**  
WEIGHT: 3,210 lb.  
SLEEPS: 3-4



184BS KITCHEN



174BH EXTERIOR



184BS BUNKROOM




#### FEATURES:


1. SHAW RESIDENTIAL CARPET
2. DIAMONDFLO VINYL FLOORING
3. INTERIOR LED LIGHTING
4. 6 CU. FT. REFRIGERATOR
5. OVEN WITH 3 BURNER COOKTOP
6. 4 INCH THICK BUNK MATS
7. MICROWAVE
8. SOLID SURFACE LOOK COUNTERTOPS
9. DUCTED A/C WITH THERMOSTAT CONTROL
10. AM/FM RADIO WITH BLUETOOTH



**JAY FLIGHT SLX 8**



**284BHS**  
WEIGHT: 6,160 lb.  
DÉCOR: CHARCOAL  
SLEEPS: 8-10



**284BHS BEDROOM**



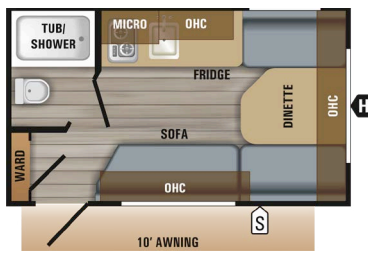
**EXTERIOR STORAGE**



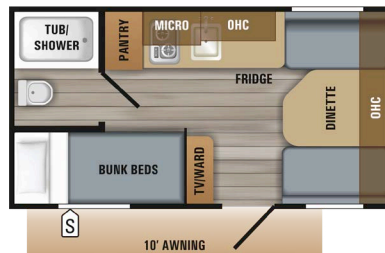
**264BH BUNKROOM**



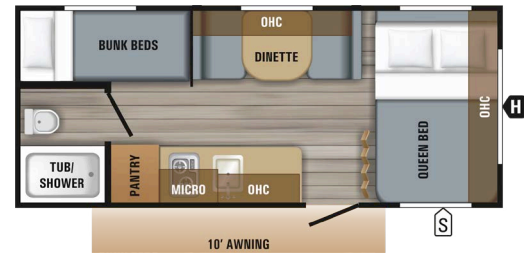
## JAY FLIGHT SLX 7 FLOORPLANS



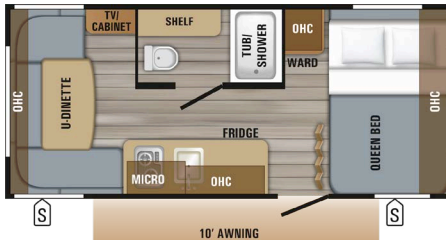
145RB



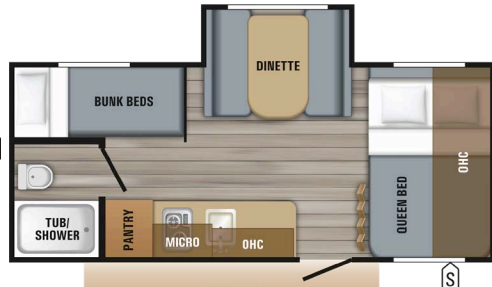
154BH



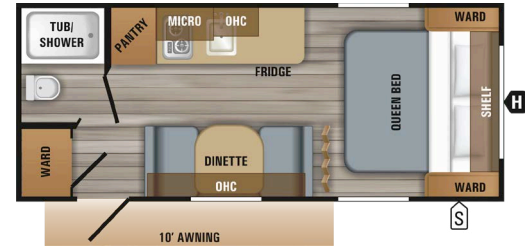
174BH



175RD



184BS



195RB

### LEGEND

	STORAGE	OHC	OVERHEAD CABINETS
	TRAILER HITCH	FRIDGE	REFRIGERATOR
	MICROWAVE	WARD	WARDROBE

### OPTIONS

CHIL N' STOR	HIDE-A-BED

## JAY FLIGHT SLX SPECS

FLOORPLAN		EXTERIOR TRAVEL LENGTH	EXTERIOR WIDTH	EXTERIOR HEIGHT (WITH A/C)	INTERIOR HEIGHT	UNLOADED VEHICLE WEIGHT	DRY HITCH WEIGHT	GROSS VEHICLE WEIGHT RATING	CARGO CARRYING CAPACITY	FRESH WATER CAPACITY (INCLUDES WATER HEATER)	GREY WASTE WATER CAPACITY	BLACK WASTE WATER CAPACITY	SLEEP CAPACITY
SLX 7	145RB	16' 6"	7' 1"	9' 4"	6' 1"	2,380	250	2,995	615	16.0	19.9	19.9	3
	154BH	17' 10"	7' 1"	9' 5"	6' 1"	2,520	280	3,250	730	16.0	19.9	19.9	4 - 6
	174BH	21' 6"	7' 1"	9' 5"	6' 1"	2,935	305	3,750	815	26.0	19.9	19.9	5 - 8
	175RD	20' 7"	7' 1"	9' 6"	6' 1"	2,860	335	3,750	890	26.0	19.9	19.9	3 - 4
	184BS	21' 5"	7' 1"	9' 5"	6' 1"	3,210	400	3,950	740	26.0	19.9	19.9	5 - 8
	195RB	21' 8"	7' 1"	9' 3"	6' 1"	2,890	265	3,750	860	26.0	19.9	19.9	3 - 4
SLX 8	212QB	25' 6"	8' 0"	10' 6"	6' 9"	4,215	460	5,500	1,285	48	39	33	4 - 5
	224BH	26' 6"	8' 0"	10' 6"	6' 9"	4,500	440	5,500	1,000	48	39	39	7 - 8
	232RB	27' 2"	8' 0"	10' 6"	6' 9"	4,240	475	5,600	1,360	48	39	39	4 - 5
	235RKS	27' 11"	8' 0"	11' 0"	6' 9"	5,470	555	7,000	1,530	44	78*	39	2
	242BHS	29' 2"	8' 0"	11' 1"	6' 9"	5,465	650	7,000	1,535	44	39	39	7 - 8
	244BHS	28' 8"	8' 0"	11' 0"	6' 9"	5,595	670	6,750	1,155	44	39	39	5 - 8
	245RLS	28' 1"	8' 0"	11' 0"	6' 9"	5,250	545	7,000	1,750	44	39	39	4 - 5
	264BH	29' 3"	8' 0"	10' 6"	6' 9"	4,590	470	6,000	1,410	48	39	39	8 - 9
	265RLS	30' 11"	8' 0"	11' 0"	6' 9"	5,975	685	7,000	1,025	44	39	39	4 - 6
	267BHS	30' 2"	8' 0"	11' 0"	6' 9"	5,690	670	7,000	1,310	44	39	39	8 - 10
	284BHS	33' 5"	8' 0"	11' 0"	6' 9"	6,160	721	7,500	1,340	44	39	39	8 - 10
	287BHS	33' 5"	8' 0"	11' 0"	6' 9"	6,140	665	7,500	1,360	44	39	39	8 - 10
	294QBS	35' 5"	8' 0"	11' 1"	6' 9"	6,620	755	8,250	1,630	44	39	47.5*	8 - 13
	298BH	31' 11"	8' 0"	10' 6"	6' 9"	5,105	555	6,250	1,145	42	39	39	8 - 10
	324BDS	36' 2"	8' 0"	11' 2"	6' 9"	7,625	909	9,000	1,375	46	39	47.5*	8 - 14

\*Split tanks

**Unloaded Vehicle Weight (UVW):** Sometimes referred to as "Dry Weight," UVW means the typical weight of this trailer as built at the factory. The UVW, as used in product literature and other promotional materials, does not include cargo, fresh water, propane, options or dealer-installed accessories.

**Gross Vehicle Weight Rating (GVWR):** GVWR means the maximum permissible weight of the trailer, including the UVW plus personal items, all cargo, fluids, options or dealer-installed accessories. The GVWR is equal to or greater than the sum of the UVW and the CCC.

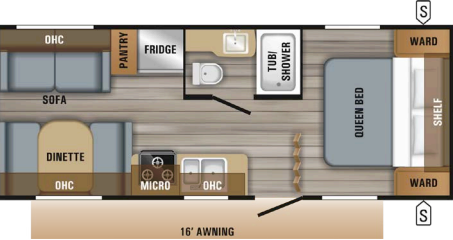
**Cargo Carrying Capacity (CCC):** CCC means the maximum weight of personal items, food, fresh water, propane, tools, other cargo and dealer-installed accessories that can be carried by the trailer. CCC is equal to or less than GVWR minus UVW. The addition of options will decrease the CCC.

**Hitch Weight (HW):** The hitch weight, as used in product literature and other promotional materials, does not include cargo, fresh water, propane gas, options or dealer-installed accessories. The addition of these types of items will either add to or subtract from the stated hitch weight.

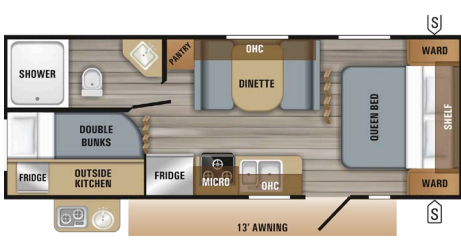
It is important for your safety and enjoyment that your tow vehicle be adequately sized and equipped to tow and handle the GVWR of the RV you select. Review weights and rating of your tow vehicle and consult a competent advisor for questions or advice. Whether you are new to RVing or a veteran, get a feel for the performance of your tow vehicle before heading out on the roadways. When you tow an RV, you must drive differently than when you drive a single vehicle. Practice hooking up, driving, backing up and braking in a safe environment or seek out professional instruction. Jayco affixes a weight label to each RV which lists weight information for that vehicle. See specifications chart above.



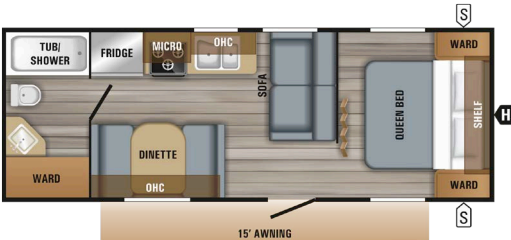
JAY FLIGHT SLX 8 FLOORPLANS



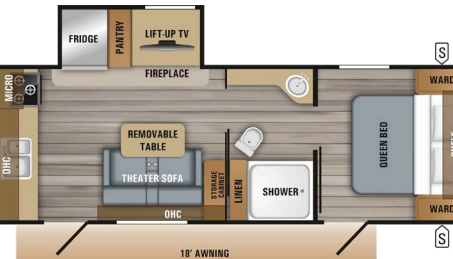
2120B



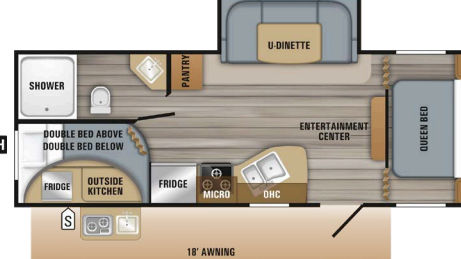
224BH



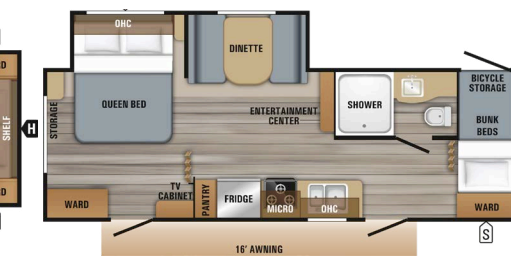
232RB OPTION A



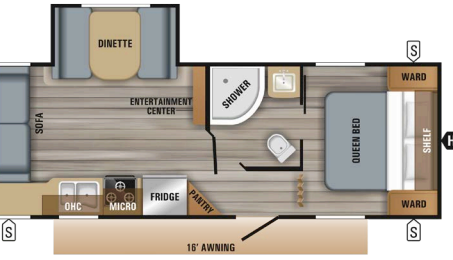
235RKs



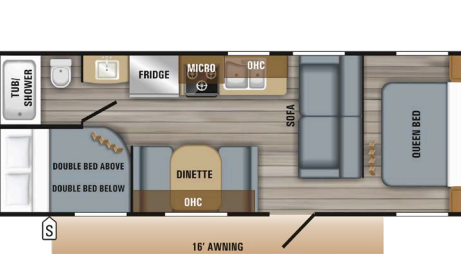
242BHS



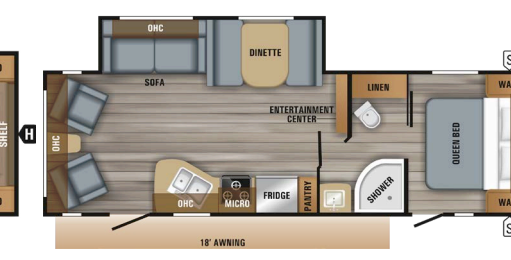
244BHS



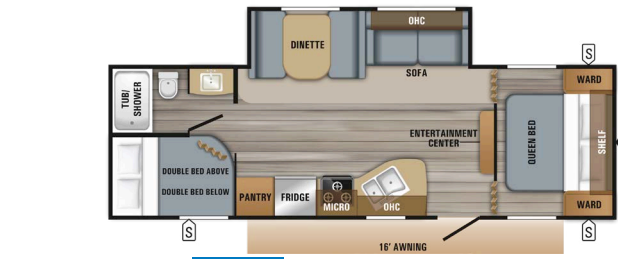
245RLS OPTION A



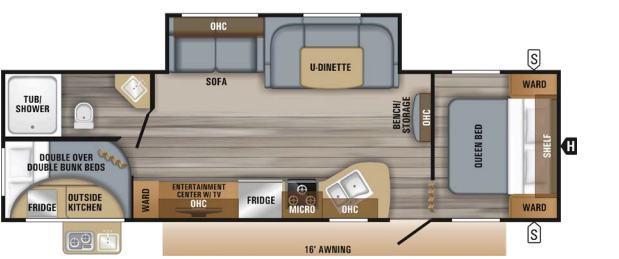
264BH



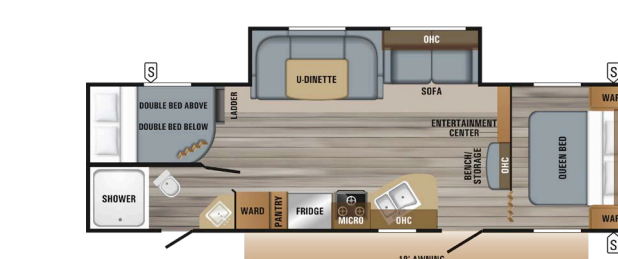
265RLS OPTION B



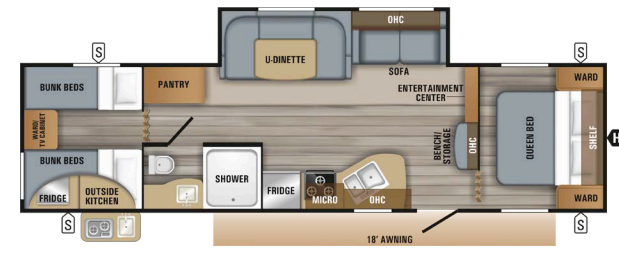
267BHS OPTION B



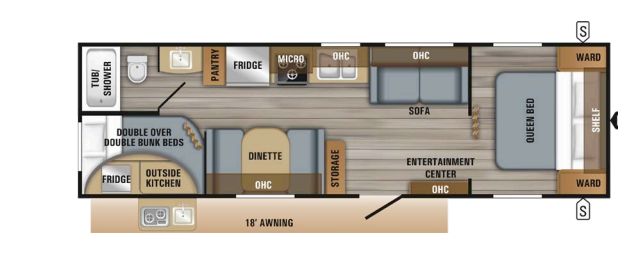
284BHS OPTION B



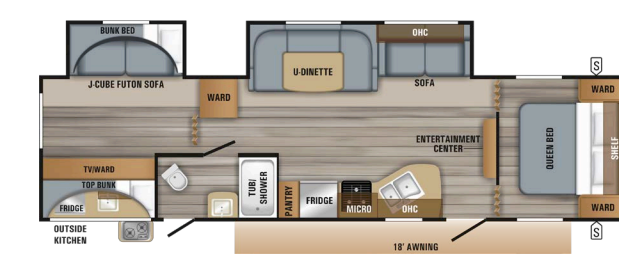
287BHS OPTION B



2940BS OPTION B



298BH



324BDS OPTION B



## JAY FLIGHT

### FEATURES:

1. HIGH RISE FAUCET WITH PULLOUT SPRAYER (ELITE)
2. AM/FM/CD/DV PLAYER WITH MP3 INPUT AND BLUETOOTH®
3. SHAW RESIDENTIAL CARPET
4. DECORATIVE LIGHTING
5. INTERIOR LED LIGHTS
6. 8 CU. FT. REFRIGERATOR
7. PLEATED SHADES
8. DIAMONDFLOR VINYL FLOORING
9. LED TV (OPTIONAL)
10. SOLID SURFACE LOOK COUNTERTOPS



**34RSBS**  
WEIGHT: 8,835 lb.  
DÉCOR: TOFFEE  
SLEEPS: 4 - 6

### POPULAR OPTIONS



FIBERGLASS SIDEWALLS WITH FRAMELESS WINDOWS



THERMAL PACKAGE: INSULATED, HEATED AND ENCLOSED UNDERBELLY AND REFLECTIVE FOIL INSULATION IN MAIN ROOF AND SLIDEOUT FLOORS (N/A 21QB, 26BH & 298BH)

### ELITE PACKAGE (MANDATORY)

- Black tank flush
- Porcelain foot flush toilet
- Second fresh water tank (total 80 gallon capacity)
- Large main entry door grab handle
- Stainless kitchen appliances
- Upgraded kitchen faucet with pullout sprayer
- Kitchen sink cover and rolling drying rack
- Hardwood frame shaker style cabinet doors
- AM/FM/CD/DVD player with MP3 input and Bluetooth & HDMI connectivity
- Solar prep
- Dual USB and 12V charging port
- Deluxe bedspread with pillows
- Simmons mattress





POWER AWNING WITH SPEAKERS AND LED LIGHTS



28BHS KITCHEN



OUTSIDE KITCHEN (SELECT MODELS)



AM/FM/CD/DVD PLAYER WITH MP3 INPUT, BLUETOOTH, & HDMI CONNECTIVITY



SPARE TIRE WITH COVER



DUAL 30LB. PROPANE TANKS WITH COVER



DINETTE STORAGE WITH REMOVABLE TRAYS



LIGHTED STEP



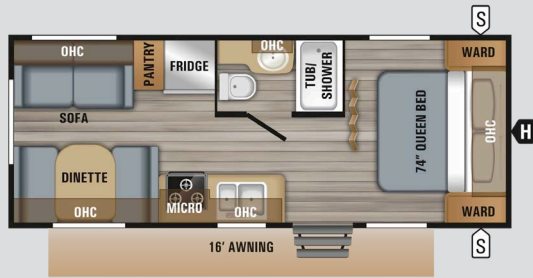
28BHS BATHROOM



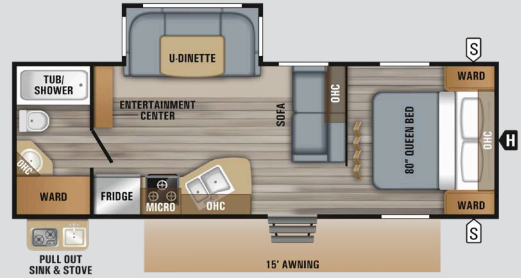
34RSBS BEDROOM



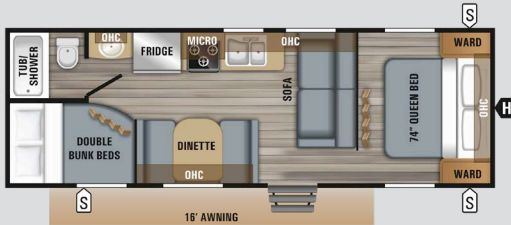
## JAY FLIGHT FLOORPLANS



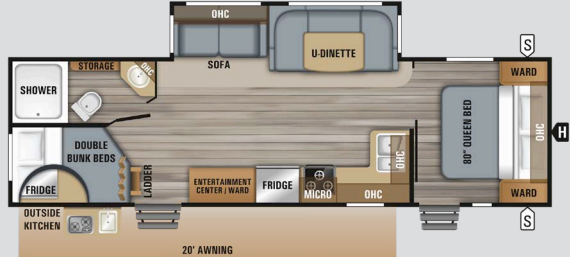
**21QB**



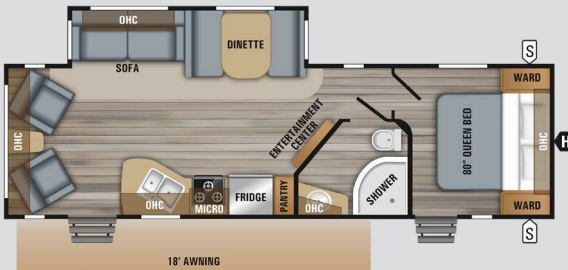
**24RBS OPTION A**



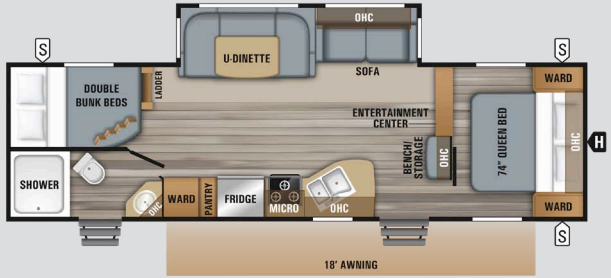
**26BH OPTION G**



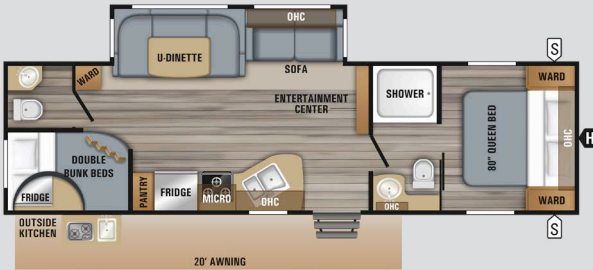
**28BHS OPTION C**



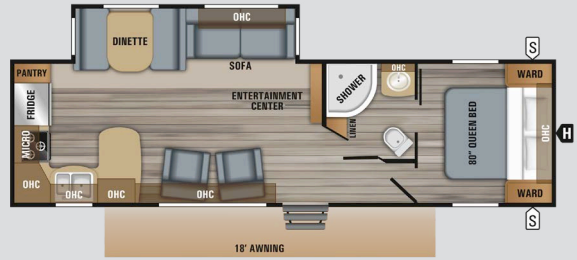
**28RLS OPTIONS: A, C**



**28BHBE OPTION C**



**29BHDB OPTION C**



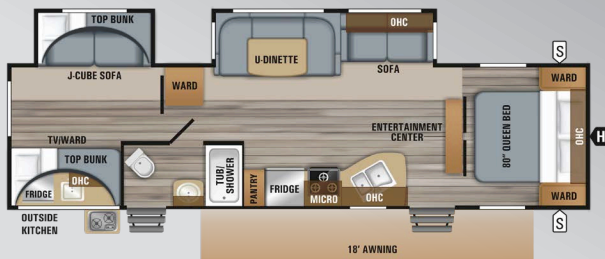
**29RKS OPTIONS: A, C, D**

## JAY FLIGHT SPECS

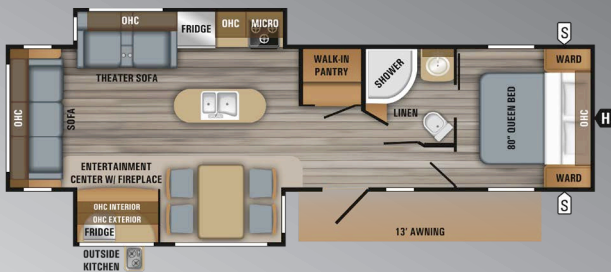
FLOORPLAN	EXTERIOR TRAVEL LENGTH	EXTERIOR WIDTH	EXTERIOR HEIGHT W/AC	INTERIOR HEIGHT	UNLOADED VEHICLE WEIGHT (LBS.)	DRY HITCH WEIGHT (LBS.)	GROSS VEHICLE WEIGHT RATING (LBS.)	CARGO CARRYING CAPACITY (LBS.)	FRESH WATER CAPACITY (GAL.) (INCLUDES WATER HEATER)	GREY WASTE WATER CAPACITY (GAL.)	BLACK WASTE WATER CAPACITY (GAL.)	SLEEP CAPACITY
<b>21QB</b>	25' 6"	8' 0"	10' 6"	6' 9"	4,455	530	6,500	2,045	90	33	39	4 - 5
<b>24RBS</b>	28' 8"	8' 0"	11' 1"	6' 9"	5,605	625	7,500	1,895	82	39	39	4 - 5
<b>26BH</b>	29' 3"	8' 0"	10' 7"	6' 9"	4,890	510	7,000	2,110	90	39	39	8 - 9
<b>28BHBE</b>	33' 5"	8' 0"	11' 2"	6' 9"	6,615	635	9,250	2,635	82	39	39	8 - 10
<b>28BHS</b>	33' 2"	8' 0"	11' 1"	6' 9"	6,650	788	8,750	2,100	82	78*	39	8 - 10
<b>28RLS</b>	32' 5"	8' 0"	11' 2"	6' 9"	6,485	705	8,800	2,315	82	39	39	4 - 6
<b>29BHDB</b>	34' 2"	8' 0"	11' 2"	6' 9"	6,930	832	9,250	2,320	82	78*	78*	8 - 10
<b>29RKS</b>	33' 9"	8' 0"	11' 3"	6' 9"	6,895	813	9,500	2,605	86	78*	39	4 - 6
<b>32BHDS</b>	36' 2"	8' 0"	11' 2"	6' 9"	8,025	845	9,995	1,970	86	39	41*	8 - 12
<b>32RLOK</b>	36' 2"	8' 0"	11' 1"	6' 9"	8,170	1,120	10,950	2,780	86.0*	71.5*	39.0	3 - 4
<b>32TSBH</b>	36' 2"	8' 0"	11' 2"	6' 9"	8,625	800	10,950	2,325	86	41*	39	9 - 14
<b>33RBTS</b>	37' 8"	8' 0"	11' 3"	6' 9"	8,690	915	10,950	2,260	86	71.5*	39	8 - 14
<b>34MBDS</b>	38' 11"	8' 0"	11' 0"	6' 9"	8,315	705	10,950	2,635	86.0*	78.0*	39.0	6 - 8
<b>34RSBS</b>	37' 6"	8' 0"	11' 2"	6' 9"	8,835	1,295	11,250	2,415	86.0*	78.0*	39.0	4 - 6
<b>38BHDS</b>	40' 4"	8' 0"	11' 3"	6' 9"	8,395	1,130	10,950	2,555	86	39	39	6 - 14
<b>38FDDS</b>	40' 4"	8' 0"	11' 3"	6' 9"	8,280	1,105	10,950	2,670	86	39	39	5 - 8

\*Split tanks

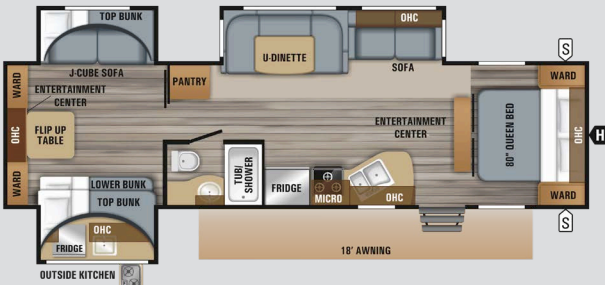




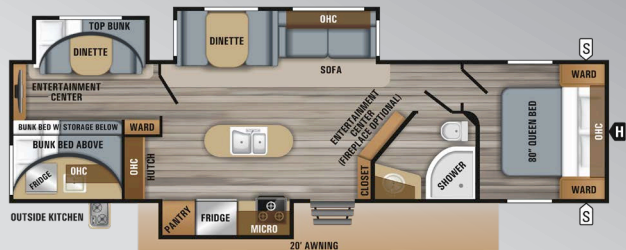
**32BHDS** OPTION C



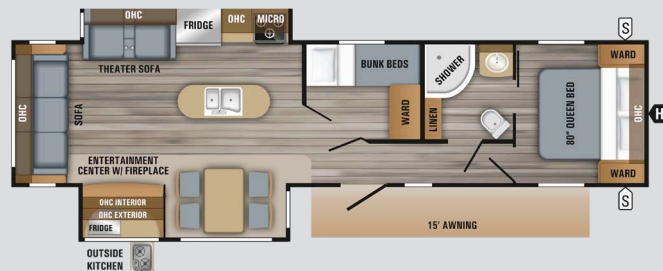
**32RLOK** OPTIONS: A, B, C, D



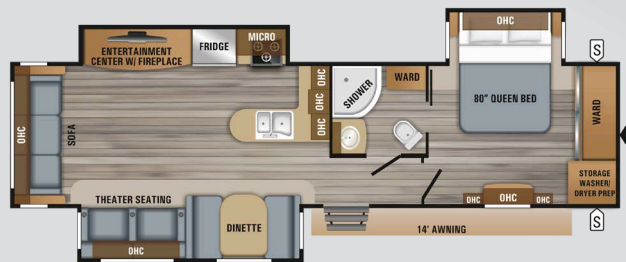
**32TSBH** OPTION C



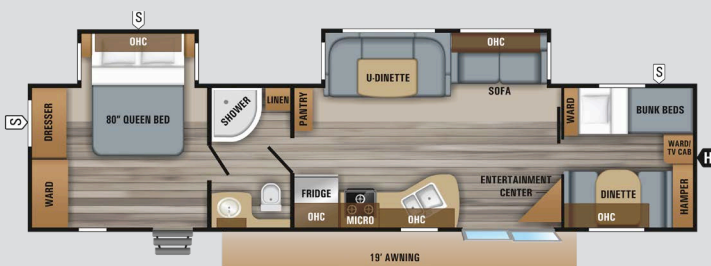
**33RBTs** OPTIONS: A, C, F



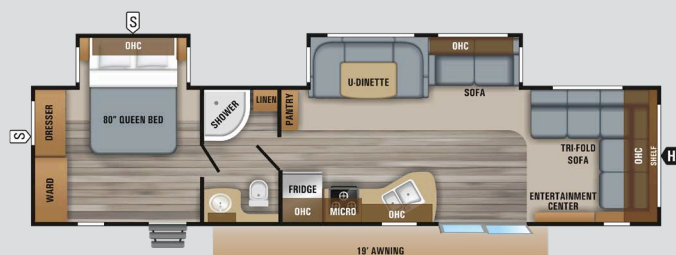
**34MBDS** OPTIONS: C, D



**34RSBS** OPTIONS: A, C, D, E



**38BHDS** OPTIONS: B, C, E, H, I



**38FDDS** OPTIONS: B, C, E

## LEGEND

S	STORAGE	MICRO	MICROWAVE
H	TRAILER HITCH	OHC	OVERHEAD CABINETS
LAV	BATHROOM SINK	FRIDGE	REFRIGERATOR
MD	MEDICINE CABINET	WARD	WARDROBE

## OPTIONS

A	B	C	D	E	F	G	H	I
TABLE & CHAIRS	RV DOOR	HIDE-A-BED	PATIO DOOR	KING BED	SOFA WITH REAR FOLDING BUNK	CHIL N' STOR	FRONT QUEEN BED	FRONT QUAD BUNK

**Unloaded Vehicle Weight (UVW):** Sometimes referred to as "Dry Weight," UVW means the typical weight of this trailer as built at the factory. The UVW, as used in product literature and other promotional materials, does not include cargo, fresh water, propane, options or dealer-installed accessories.

**Gross Vehicle Weight Rating (GVWR):** GVWR means the maximum permissible weight of the trailer, including the UVW plus personal items, all cargo, fluids, options and dealer-installed accessories. The GVWR is equal to or greater than the sum of the UVW and the CCC.

**Cargo Carrying Capacity (CCC):** CCC means the maximum weight of personal items, food, fresh water, propane, tools, other cargo and dealer-installed accessories that can be carried by the trailer. CCC is equal to or less than GVWR minus UVW. The addition of options will decrease the CCC.

**Hitch Weight (HW):** The hitch weight, as used in product literature and other promotional materials, does not include cargo, fresh water, propane gas, options or dealer-installed accessories. The addition of these types of items will either add to or subtract from the stated hitch weight.

It is important for your safety and enjoyment that your tow vehicle be adequately sized and equipped to tow and handle the GVWR of the RV you select. Review weights and rating of your tow vehicle and consult a competent advisor for questions or advice. Whether you are new to RVing or a veteran, get a feel for the performance of your tow vehicle before heading out on the roadways. When you tow an RV, you must drive differently than when you drive a single vehicle. Practice hooking up, driving, backing up and braking in a safe environment or seek out professional instruction. Jayco affixes a weight label to each RV which lists weight information for that vehicle. See specifications chart above.



## STANDARDS AND OPTIONS

Interior Equipment	SLX 7	SLX 8	Jay Flight
DiamondFlor® vinyl flooring	S	S	S
Digital TV antenna	S	S	S
4 inch thick bunk mats (select models)	S	S	S
6 gallon gas DSI water heater (10 gallon in 38BHDS, 38FDDS)	S	S	S
Bathroom skylight	S	S	S
Brushed nickel faucets	S	S	S
Pleated window shades	S	S	S
Queen Simmons® mattress (select models)	S	S	S
Range hood	S	S	S
Residential height plywood bed platforms	S	S	S
Seamless solid-surface look kitchen countertops with undermount sink	S	S	S
Shaker style cabinet doors	S	S	S
Shower curtain with curved shower track (select models)	S	S	S
Wardrobe/pantry storage	S	S	S
Water heater bypass	S	S	S
Cable/satellite TV hookup	S	S	Elite
Chocolate Maple cabinet doors	S	S	Elite
300 lb. rated bunk beds (select models)	S	S	S
Bedsprad with pillows and shams (select models)	O	O	S
Marine toilet with foot flush	S	S	
Microwave oven	S	S	
Premium multimedia sound system with MP3/iPod® input jacks and Bluetooth® connectivity	S	S	
Wood trimmed mirror in bathroom	S	S	
3 burner range with 9,000 BTU SuperBurner™ and piezo igniter		S	S
81 inch ceiling height		S	S
Backup/security camera prep		S	S
J-Steel™ jackknife sofa		S	S
Privacy curtains in bunk areas (select models)		S	S
Queen bed struts		S	S
Shaw® residential-grade carpet (select models)		S	S
Smoke glass cabinet inserts (select models)		S	S
Tub surround		S	S
600 lb. rated bunk beds (double bunks only)		S	S
Hide-a-bed (select models)		O	O
28 inch LED TV (select models)		O	O
32 inch LED TV (select models)		O	O
50 inch LED TV (standard on 284BHS, 32RLOK, 34MBDS & 34RSBS)		S	O

Interior Equipment (Continued)	SLX 7	SLX 8	Jay Flight
39 inch LED TV (select models)			O
3 cu. ft. refrigerator with temperature controls	S		
2 burner range	S		
6 cu. ft. refrigerator with temperature controls		S	
Oven		S	
8 cu. ft. refrigerator (18 cu. ft. in 38BHDS, 38FDDS)			S
Coat hook by entry door (select models)			S
Decorative dinette and slideout room lighting (SuperSlide models)			S
Kitchen sink covers with rolling drying rack			S
Porcelain foot flush toilet			S
Up/down style dinette table (main booth dinette only)			S
Upgraded kitchen faucet with pull out sprayer			S
Vented bunk windows (select models)			S
Vented kitchen window			S
Vented windows in slideout room end walls (SuperSlide models)			S
Sofa with folding bunk (33RBTS)			S
Stainless kitchen appliances			S
Dual USB and 12V charging port			S
Wooden bedroom doors (select models)			S
Glass shower door (select models)			S
Main bed struts			S
Hidden switch command/charging center			S
AM/FM/CD/DVD player with MP3 input and Bluetooth & HDMI® connectivity			S
Bathroom power vent			S
Carpet in living area (34RSBS, 38FDDS)			O
Carpet in rear bedroom (32TSBH)			O
Fireplace (33RBTS, 38BHDS) (standard on 34RSBS)			O
King bed (34RSBS, 38BHDS, 38FDDS)			O
Kitchen skylight with shade (n/a in 21QB)			O
Rear sofa with folding bunk (33RBTS)			O
Freestanding table with 4 chairs (select models) (std. on 32RLOK & 34MBDS)			O
Front quad bunk (38BHDS)			O
Front queen bed (38BHDS)			O

Exterior Equipment	SLX 7	SLX 8	Jay Flight
Magnum Truss™ Roof System with seamless DiFlex II material	S	S	S
Fully integrated A-frame	S	S	S
5/8 inch tongue and groove plywood floor decking	S	S	S
Goodyear® tires with galvanized steel, impact-resistant wheel wells	S	S	S
30 amp service	S	S	S

**S** - Standard    **O** - Optional    **CVP** - Customer Value Package (MANDATORY)    **ELITE** - Elite Package (MANDATORY)



Exterior Equipment (Continued)	SLX 7	SLX 8	Jay Flight
Large exterior downspouts	S	S	S
Exterior cable TV hookup	S	S	S
Front diamond plate	S	S	S
Entrance doors and baggage doors all Keyed Alike™	S	S	S
Spare tire with cover	S	S	CVP
Power awning with LED lights & speakers	CVP	CVP	S
13,500 BTU roof-mounted A/C	0	S	CVP
I-class™ cambered structural steel I-beams		S	S
Stabilizer jacks with sand pads (4)		S	S
2 sided reflective foil insulation in flush floor slideout floors		S	S
Pullout camp kitchen (select models)		S	S
Keyblock exterior TV bracket		S	S
Outside shower		S	CVP
Solar prep		S	Elite
30 lb. propane bottles (2)		0	S
15,000 BTU, roof-mounted A/C		0	0
50 amp service with second A/C prep (select models) (standard on 32RLOK, 34MBDS, 34RSBS)		0	0
Chil N' Stor (select models)		0	0
Wall-mounted 8,000 BTU A/C	S		
3 inch cambered steel box tube frame	S		
Indoor/outdoor dinette table	S		
Front window with integrated rock guard	S		
20 lb. propane bottle	S		
Stabilizer jacks with sand pads (2)	S		
20 lb. propane bottles (2)		S	
Backup camera prep		S	
Enclosed underbelly		0	
Utility lighting system			S
Outside kitchen (optional in 31QBDS)			S
Black tank flush			S
30 inch x 72 inch main entrance door			S
Power tongue jack			CVP
Large main entry door grab handle			Elite
Second fresh water tank (total 80 gallon capacity)			Elite
Aluminum rims			0
Exterior bumper-mount grill			0
Fiberglass sidewalls with frameless windows			0
Patio door (29RKS, 34RSBS) (standard on 38BHDS, 38FDDS)			0
Roof ladder			0
Electric stabilizer jacks (4)			0
2nd A/C in bedroom (select models)			0
Cargo accessory receiver (select models)			0

## Customer Value Package for Jay Flight SLX 8 (MANDATORY)

- Goodyear® tires (made in the U.S.A.)
- 6-gallon gas DSI water heater
- Bathroom skylight
- Front diamond plate
- Pleated window shades
- Power awning with LED lights & speakers
- Range hood
- Stabilizer jacks with sand pads (4)
- Water heater bypass

## Customer Value Package for Jay Flight (MANDATORY)

- 13,500 BTU, roof mounted A/C
- 30 lb. propane bottles with cover (2)
- 6 gallon gas/electric DSI water heater (10 gallon in 38BHDS, 38FDDS)
- Bathroom power vent
- Bathroom skylight
- Cable/satellite TV hookup
- Digital TV antenna
- Keyed-Alike™ entry & baggage doors
- Goodyear tires (made in the U.S.A.)
- Outside shower
- Power tongue jack
- Spare tire with cover
- Tub surround
- Water heater bypass
- Power awning with LED lights & speakers
- 8 cu. ft. refrigerator (18 cu. ft. in 38BHDS, 38FDDS)

## JAY FLIGHT INTERIOR DÉCOR



## JAY FLIGHT SLX 8 INTERIOR DÉCOR







## 50 YEARS OF FAMILY FUN!

Founded on the family farm by Lloyd and Bertha Bontrager, Jayco has been a staple in the Middlebury community since 1968. The company logo has become synonymous with quality, integrity and Generations of Family Fun. What started as a 15-employee operation producing camping trailers has grown into a family of over 4,000 employees, spanning four campuses, producing a full line of recreation vehicles. To join the celebration and learn more about Jayco's history, visit [www.jayco.com/50th/](http://www.jayco.com/50th/).



Scan to  
learn more.

**2**  
**YEAR**  
LIMITED  
WARRANTY

## TRAVEL WITH CONFIDENCE

At Jayco, we build our RVs to handle every adventure, then back them with our industry-leading 2-year limited warranty. We, with support from our select partners, have you covered for **2 camping seasons**. That's **730 days**. You won't find a better warranty in the business, because the only strings we attach are those that deliver the ultimate in reliability. That's the Jayco difference. So go explore. For a copy of our 2-year limited warranty with complete terms and conditions, please contact your local Jayco dealer.



### JAYCO'S ROOF vs. OTHER ROOFS



4,500 POUNDS ON A JAYCO ROOF VS. OTHER ROOFS

## THE MAGNUM TRUSS™ ROOF SYSTEM

**50 percent stronger**

**GOODYEAR**

Featuring Durawall® Technology—ENGINEERED  
to help you tow with confidence



Jayco, Inc. | P.O. Box 460 | Middlebury, IN 46540 See dealer for further information and prices. All information in this brochure and on [www.jayco.com](http://www.jayco.com) is the latest available at the time of publication approval. Jayco reserves the right to make changes and to discontinue models without notice or obligation. Photography may show optional equipment or props used for decoration purposes only. RVs built for sale in Canada may differ to conform to Canadian codes. JAYCO and the JAYCO BIRD IN FLIGHT are registered trademarks of Jayco, Inc. Printed in U.S.A. 40K EJ 12/18 ©2018 Jayco, Inc. 274877-2

Follow Jayco  
#Jayco50



### Meet your Jayco Dealer

We work hard—so you can play hard. From finding the perfect Jayco for your family to providing flexible financing options and full-service support, we're here to help.



2019 JAY FLIGHT WEST



2019 JAY FLIGHT WEST




**2**  
YEAR  
LIMITED  
WARRANTY



Another great hike!  
Summer 1999 - Green Lake



## JAY FLIGHT SLX 7



### FEATURES:

1. 4 INCH THICK BUNK MATS WITH 300 lb. CAPACITY
2. LED LIGHTING
3. SOLID SURFACE LOOK COUNTERTOPS
4. MICROWAVE
5. 2 BURNER COOKTOP
6. REFRIGERATOR
7. PLEATED SHADES
8. HARDWOOD FRAME CHOCOLATE MAPLE CABINET DOORS



**174BH**  
WEIGHT: 2,935 lb.  
SLEEPS: 5-8

## BAJA EDITION PACKAGE (optional)

- 30 lb. propane bottle
- Large freshwater tank (20 gallon in 145RB and 154BH, 30 gallon in all others)
- Flipped axle
- 15 inch Goodyear® off-road tires
- Enclosed underbelly
- Double tread step
- Stabilizer jacks (4)
- Black diamond plate sidewall skirt



175RD (with optional Baja package)



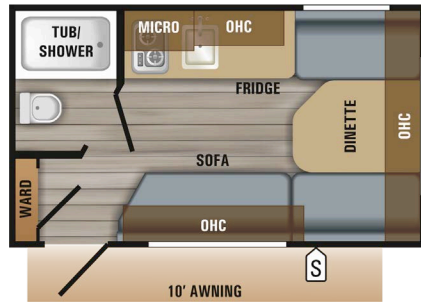
184BS BATHROOM



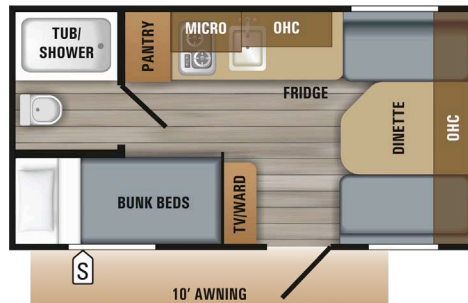
174BH BEDROOM



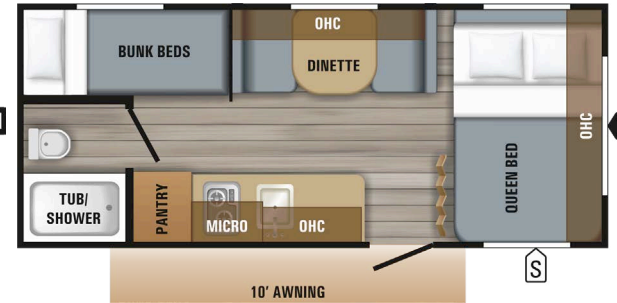
## JAY FLIGHT SLX 7 FLOORPLANS



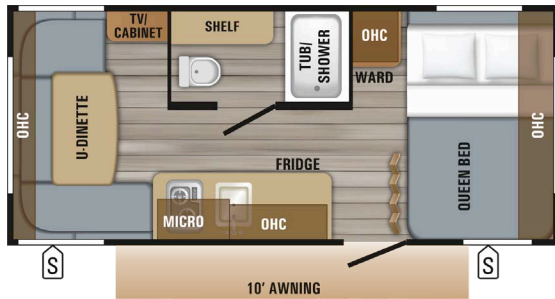
145RB



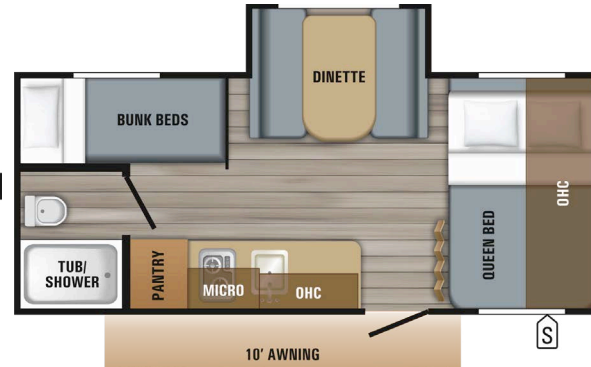
154BH



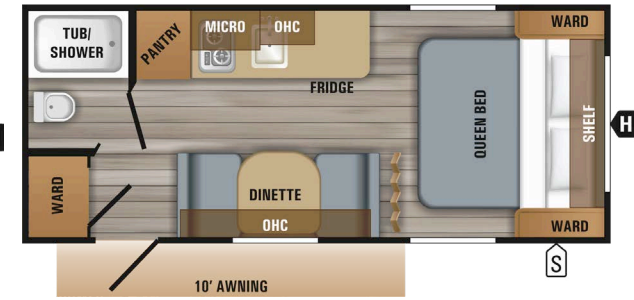
174BH



175RD



184BS



195RB

### LEGEND

- STORAGE
- TRAILER HITCH
- MICROWAVE
- OVERHEAD CABINETS
- REFRIGERATOR
- WARDROBE

## JAY FLIGHT SLX 7 SPECS

FLOORPLAN	EXTERIOR TRAVEL LENGTH	EXTERIOR WIDTH	EXTERIOR HEIGHT W/AC	INTERIOR HEIGHT	UNLOADED VEHICLE WEIGHT (LBS.)	DRY HITCH WEIGHT (LBS.)	GROSS VEHICLE WEIGHT RATING (LBS.)	CARGO CARRYING CAPACITY (LBS.)	FRESH WATER CAPACITY* (GAL.) (INCLUDES WATER HEATER)	GREY WASTE WATER CAPACITY (GAL.)	BLACK WASTE WATER CAPACITY (GAL.)	SLEEP CAPACITY
145RB	16' 6"	7' 1"	9' 4"	6' 1"	2,380	250	2,995	615	16.0	19.9	19.9	3
154BH	17' 10"	7' 1"	9' 5"	6' 1"	2,520	280	3,250	730	16.0	19.9	19.9	4 - 6
174BH	21' 6"	7' 1"	9' 5"	6' 1"	2,935	305	3,750	815	26.0	19.9	19.9	5 - 8
175RD	20' 7"	7' 1"	9' 6"	6' 1"	2,860	335	3,750	890	26.0	19.9	19.9	3 - 4
184BS	21' 5"	7' 1"	9' 5"	6' 1"	3,210	400	3,950	740	26.0	19.9	19.9	5 - 8
195RB	21' 8"	7' 1"	9' 3"	6' 1"	2,890	265	3,750	860	26.0	19.9	19.9	3 - 4

\*The above specs are without the optional Baja Package

**Unloaded Vehicle Weight (UVW):** Sometimes referred to as "Dry Weight," UVW means the typical weight of this trailer as built at the factory. The UVW, as used in product literature and other promotional materials, does not include cargo, fresh water, propane, options or dealer-installed accessories.

**Gross Vehicle Weight Rating (GVWR):** GVWR means the maximum permissible weight of the trailer, including the UVW plus personal items, all cargo, fluids, options and dealer-installed accessories. The GVWR is equal to or greater than the sum of the UVW and the CCC.

**Cargo Carrying Capacity (CCC):** CCC means the maximum weight of personal items, food, fresh water, propane, tools, other cargo and dealer-installed accessories that can be carried by the trailer. CCC is equal to or less than GVWR minus UVW. The addition of options will decrease the CCC.

**Hitch Weight (HW):** The hitch weight, as used in product literature and other promotional materials, does not include cargo, fresh water, propane gas, options or dealer-installed accessories. The addition of these types of items will either add to or subtract from the stated hitch weight.

It is important for your safety and enjoyment that your tow vehicle be adequately sized and equipped to tow and handle the GVWR of the RV you select. Review weights and rating of your tow vehicle and consult a competent advisor for questions or advice. Whether you are new to RVing or a veteran, get a feel for the performance of your tow vehicle before heading out on the roadways. When you tow an RV, you must drive differently than when you drive a single vehicle. Practice hooking up, driving, backing up and braking in a safe environment or seek out professional instruction. Jayco affixes a weight label to each RV which lists weight information for that vehicle. See specifications chart above.



## JAY FLIGHT SLX 8



### FEATURES:

1. DECORATIVE SLIDE ROOM LIGHTING\*
2. WOOD TRIM WINDOWS
3. PLEATED SHADES
4. LED LIGHTING
5. 4 INCH THICK BUNK MATS – 600 lb. CAPACITY
6. DIAMONDFLOOR VINYL FLOORING
7. SHAW RESIDENTIAL CARPET
8. 8 CU. FT. REFRIGERATOR\*
9. 3 BURNER COOKTOP WITH OVEN
10. MICROWAVE
11. SOLID SURFACE LOOK COUNTERTOPS
12. HIGH RISE FAUCET WITH PULLOUT SPRAYER\*

\*Rocky Mountain Edition only

**287BHSW**  
WEIGHT: 5,960 lb.  
DÉCOR: TRUFFLE  
SLEEPS: 8-10



224BHW (with optional Baja Package)

### BAJA EDITION PACKAGE (optional)

- 30 lb. propane bottles with cover
- Flipped axle
- 16 inch Goodyear off-road tires
- Triple step

### Rocky Mountain Edition (optional)

- 6 gallon gas/electric DSI water heater
- 8 cu. ft. refrigerator
- 2nd fresh water tank – 80 gallon total capacity
- AM/FM/CD/DVD player with HDMI and Bluetooth®
- Bath medicine cabinet
- Decorative slide room lighting
- Deluxe colored metal
- Master bedroom doors in place of curtains (select models)
- Porcelain foot flush toilet
- Pullout kitchen faucet with sprayer
- Sink cover and one rolling drying rack
- Tile look backsplash
- Power tongue jack



287BHSW BATHROOM



## JAY FLIGHT SLX 7 STANDARDS AND OPTIONS

### STANDARD EXTERIOR EQUIPMENT

3 inch, cambered, steel box tube frame  
Fully integrated A-frame  
Magnum Truss™ Roof System with seamless DiFlex II material  
Large exterior downspouts  
Goodyear tires with galvanized steel, impact-resistant wheel wells  
Front window with integrated rock guard  
30 amp service  
20 lb. propane bottle  
Exterior cable TV hookup

### STANDARD INTERIOR EQUIPMENT

Chocolate Maple cabinet doors  
Wardrobe/pantry storage  
Seamless solid-surface look kitchen countertops  
Acrylic sink  
Large 50/50 acrylic kitchen sink  
Brushed nickel faucets  
Wall-mounted 8,000 BTU A/C  
Diamondflor® vinyl flooring  
Indoor/outdoor dinette table  
Premium multimedia sound system with MP3/iPod input jacks and Bluetooth® connectivity  
Digital TV antenna  
Marine-grade toilet with foot flush  
Shower curtain with curved shower track (select models)  
Wood trimmed mirror in bathroom  
Queen Simmons® mattress (195RB)  
300 lb. rated bunk beds (select models)  
4 inch thick bunk mats (select models)

### CUSTOMER VALUE PACKAGE (MANDATORY)

Goodyear tires (made in the U.S.A.)  
6 gallon gas water heater  
Bathroom skylight  
Front diamond plate  
Pleated window shades  
Power awning with LED lights and speakers  
Range hood  
Stabilizer jacks with sand pads (2)  
Water heater bypass  
2 burner range  
3 cu. ft. refrigerator with temperature controls  
Microwave oven  
Spare tire with cover  
Keyed Alike™ entry and baggage doors  
Backup camera prep

### BAJA EDITION PACKAGE

30 lb. propane bottle  
Large freshwater tank  
(20 gallon in 145RB and 154BH, 30 gallon in all others)  
Flipped axle  
15 inch Goodyear off-road tires  
Enclosed underbelly  
Double tread step  
Stabilizer jacks (4)  
Black diamond plate sidewall skirt

### OPTIONS

Customer Value Package (MANDATORY)  
13,500 BTU, roof-mounted A/C  
Queen bedspread (195RB only)

## JAY FLIGHT SLX 8 STANDARDS AND OPTIONS

### STANDARD EXTERIOR EQUIPMENT

I-class™ cambered structural steel I-beams  
Fully integrated A-frame  
Black tank flush  
5/8 inch tongue and groove plywood floor decking  
Magnum Truss™ Roof System with seamless DiFlex II material  
2 sided reflective foil insulation in flush floor slideout floors  
13,500 BTU roof-mounted A/C  
Galvanized steel, impact-resistant wheel wells  
30 amp service  
20 lb. propane bottles (2)  
Hitch light  
Pullout camp kitchen (select models)  
Solar prep  
Backup camera prep

### STANDARD INTERIOR EQUIPMENT

81 inch ceiling height  
Chocolate Maple cabinet doors  
Wardrobe/pantry storage  
Large 50/50 acrylic kitchen sink  
Brushed nickel faucets  
J-Steel™ jackknife sofa  
Diamondflor® vinyl flooring  
Shaw® residential grade carpet (select models)  
Premium multimedia sound system with MP3/iPod input jacks and Bluetooth® connectivity  
Digital TV antenna  
Cable/satellite TV hookup  
Residential height plywood bed platforms  
Queen bed struts  
Marine-grade toilet with foot flush  
Tub surround  
Shower curtain with curved shower track (select models)  
Wood trimmed mirror in bathroom  
Queen Simmons® mattress  
300 lb. rated bunk beds (select models)  
600 lb. rated bunk beds (double bunks only)  
Privacy curtains in bunk areas (select models)  
4 inch thick bunk mats (select models)  
Smoke glass cabinet inserts (select models)

### CUSTOMER VALUE PACKAGE (MANDATORY)

6 gallon gas DSI water heater  
Bathroom skylight  
Pleated window shades  
Range hood  
Water heater bypass  
Hitch light  
3 burner range with 9,000 BTU SuperBurner™ and piezo igniter  
6 cu. ft. Norcold® refrigerator with temperature controls

Oven  
Microwave oven  
Front diamond plate  
Keyed Alike™ entry and baggage doors  
Outside shower  
Power awning with speakers and LED lights  
Spare tire with cover  
Stabilizer jacks (4)

### ROCKY MOUNTAIN EDITION (optional)

6 gallon gas/electric DSI water heater  
8 cu. ft. refrigerator  
2nd fresh water tank – 80 gallon total capacity  
AM/FM/CD/DVD player with HDMI and Bluetooth  
Bath medicine cabinet  
Decorative slide room lighting  
Deluxe colored metal  
Master bedroom doors in place of curtains (select models)  
Porcelain foot flush toilet  
Pullout kitchen faucet with sprayer  
Sink cover and one rolling drying rack  
Tile look backsplash  
Power tongue jack

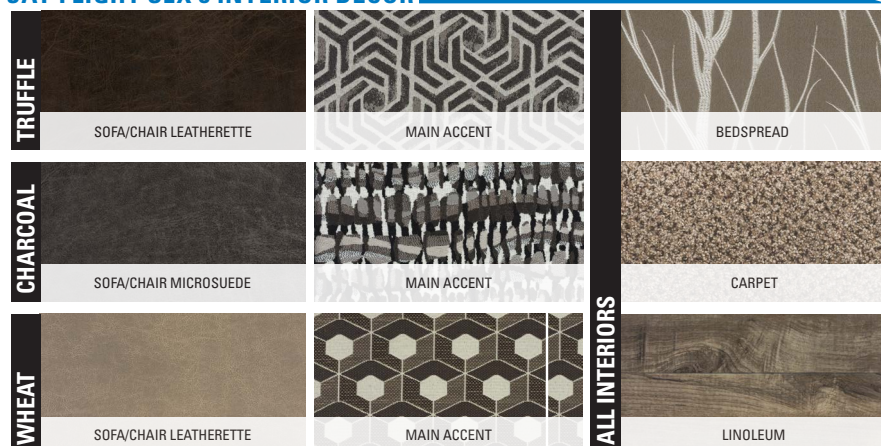
### BAJA EDITION PACKAGE (optional)

30 lb. propane bottles (2) with cover  
Flipped axle  
16 inch Goodyear off-road tires  
Triple step

### OPTIONS

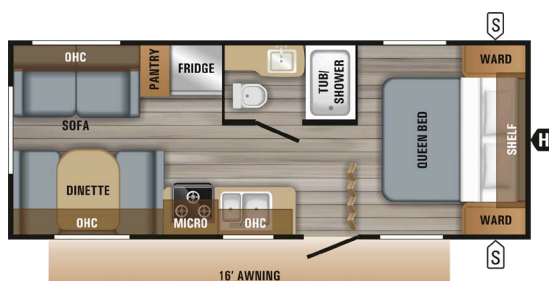
15,000 BTU roof-mounted A/C  
50 amp service (285RLSW, 286BHSW, 287BHSW, and 324BDSW)  
Queen bedspread with shams  
28 inch LED TV (212QBW, 224BHSW, 232RBW, and 264BHW)  
32 inch LED TV (N/A 212QBW, 224BHSW, 232RBW, 264BHW, and 286BHSW)  
40 inch LED TV (286BHSW)  
Hide-a-bed (267BHSW, 285RLSW, 287BHSW, 286BHSW, and 324BDSW)  
Roof ladder  
Freestanding table with 4 chairs (244BHSW, 245RLSW, 267BHSW, and 285RLSW)  
Exterior bumper-mount grill  
Cargo accessory receiver (N/A 212QBW, 224BHW, 232RBW, 264BHW, and 267BHSW)  
14 inch Aluminum rims (N/A with Baja Edition Package)  
Thermal package: insulated, heated, and enclosed underbelly and reflective foil insulation in main roof and slideout floors  
Chil N' Stor (232RBW and 245RLSW)

## JAY FLIGHT SLX 8 INTERIOR DÉCOR

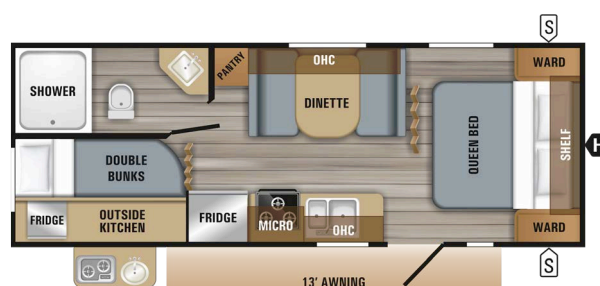




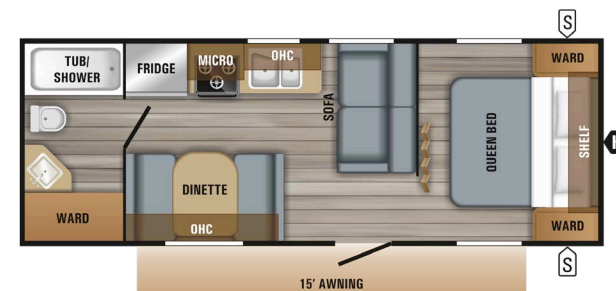
## JAY FLIGHT SLX 8 FLOORPLANS



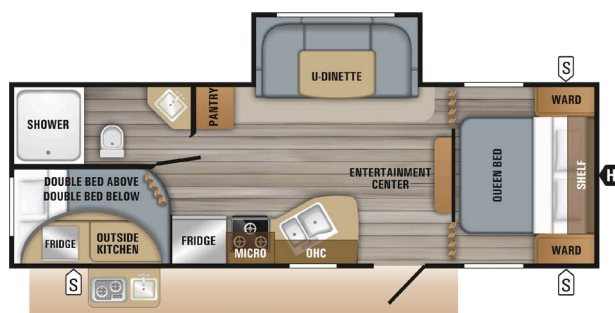
212QBW



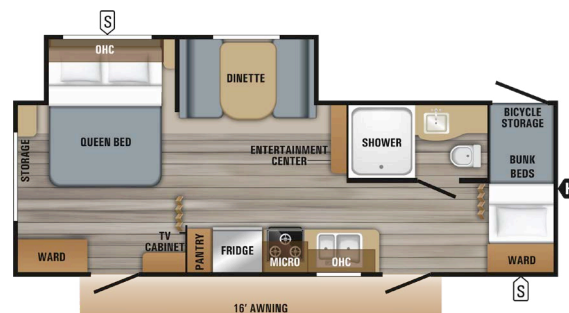
224BHW



232RBW OPTION: C



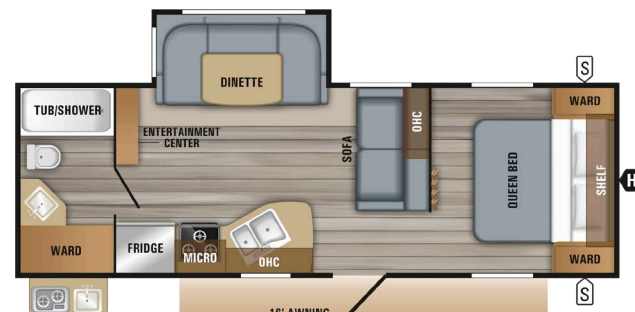
242BHSW



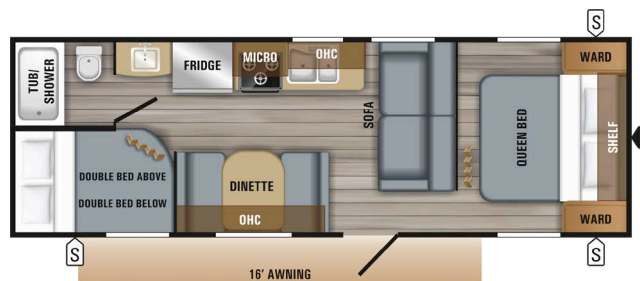
244BHSW OPTION: B



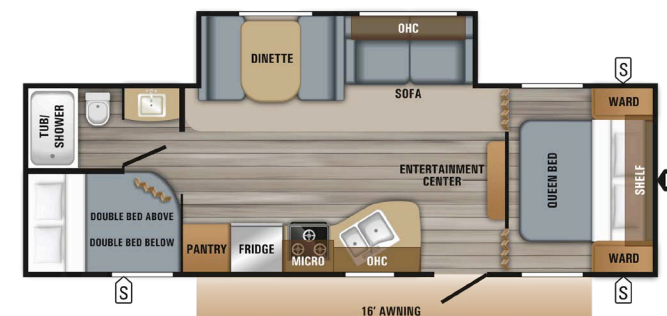
245RLSW OPTIONS: B, C



248RBSW



264BHW



267BHSW OPTIONS: A, B

**Unloaded Vehicle Weight (UVW):** Sometimes referred to as "Dry Weight," UVW means the typical weight of this trailer as built at the factory. The UVW, as used in product literature and other promotional materials, does not include cargo, fresh water, propane, options or dealer-installed accessories.

**Gross Vehicle Weight Rating (GVWR):** GVWR means the maximum permissible weight of the trailer, including the UVW plus personal items, all cargo, fluids, options and dealer-installed accessories. The GVWR is equal to or greater than the sum of the UVW and the CCC. **Cargo Carrying Capacity (CCC):** CCC means the maximum weight of personal items, food, fresh water,

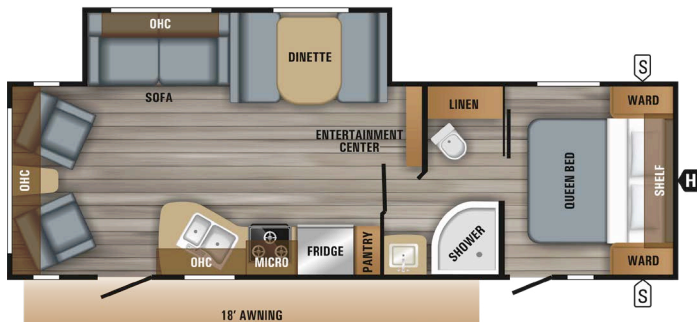
propane, tools, other cargo and dealer-installed accessories that can be carried by the trailer. CCC is equal to or less than GVWR minus UVW. The addition of options will decrease the CCC.

**Hitch Weight (HW):** The hitch weight, as used in product literature and other promotional materials, does not include cargo, fresh water, propane gas, options or dealer-installed accessories. The addition of these types of items will either add to or subtract from the stated hitch weight.

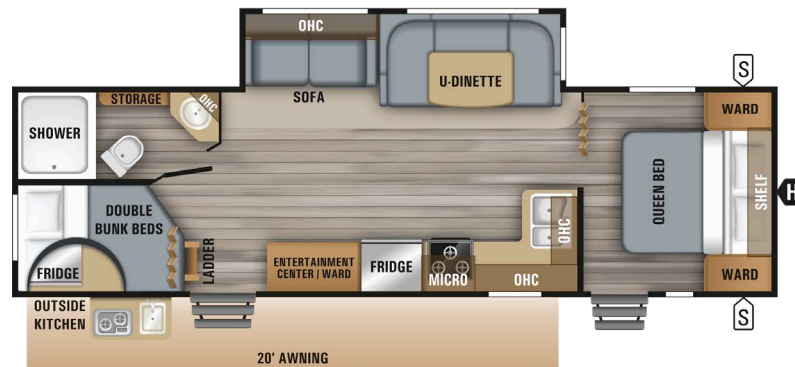
It is important for your safety and enjoyment that your tow vehicle be adequately sized and equipped to tow and handle the GVWR of the RV you select. Review weights and rating of your tow

vehicle and consult a competent advisor for questions or advice. Whether you are new to RVing or a veteran, get a feel for the performance of your tow vehicle before heading out on the roadways. When you tow an RV, you must drive differently than when you drive a single vehicle. Practice hooking up, driving, backing up and braking in a safe environment or seek out professional instruction. Jayco affixes a weight label to each RV which lists weight information for that vehicle. See specifications chart below.

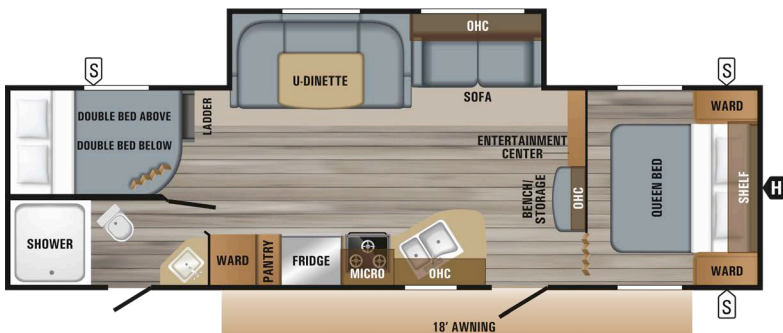




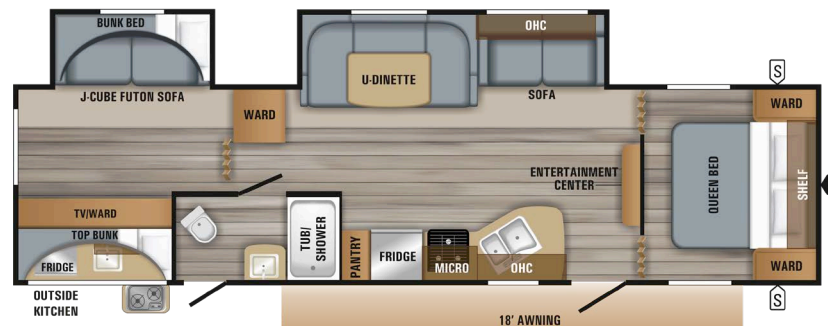
**285RLSW** OPTIONS: A, B



**286BHSW**



**287BHSW** OPTION: A



**324BDSW** OPTION: A

## LEGEND

- STORAGE
- TRAILER HITCH
- LAV BATHROOM SINK
- MEDICINE CABINET
- MICROWAVE
- OVERHEAD CABINETS
- REFRIGERATOR
- WARDROBE

## OPTIONS

**A**



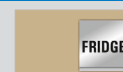
HIDE-A-BED

**B**



TABLE and  
CHAIRS

**C**



FRIDGE

CHIL N' STOR

## JAY FLIGHT SLX 8 SPECS

FLOORPLAN	EXTERIOR TRAVEL LENGTH	EXTERIOR WIDTH	EXTERIOR HEIGHT W/AC	INTERIOR HEIGHT	UNLOADED VEHICLE WEIGHT (LBS.)	DRY HITCH WEIGHT (LBS.)	GROSS VEHICLE WEIGHT RATING (LBS.)	CARGO CARRYING CAPACITY (LBS.)	FRESH WATER CAPACITY (GAL.) (INCLUDES WATER HEATER)	GREY WASTE WATER CAPACITY (GAL.)	BLACK WASTE WATER CAPACITY (GAL.)	SLEEP CAPACITY
<b>212QBW</b>	25' 6"	8' 0"	10' 7"	6' 9"	4,135	440	6,000	1,865	48.0	39.0	32.5	4 - 5
<b>224BHW</b>	26' 11"	8' 0"	10' 7"	6' 9"	4,330	445	6,000	1,670	48.0	39.0	39.0	7 - 8
<b>232RBW</b>	27' 2"	8' 0"	10' 6"	6' 9"	4,170	510	6,000	1,830	48.0	39.0	39.0	4 - 5
<b>242BHSW</b>	29' 2"	8' 0"	11' 0"	6' 9"	5,295	615	7,250	1,955	44.0	39.0	39.0	7 - 8
<b>244BHSW</b>	28' 8"	8' 0"	11' 0"	6' 9"	5,350	695	7,500	2,150	44.0	39.0	39.0	5 - 8
<b>245RLSW</b>	29' 0"	8' 0"	11' 1"	6' 9"	5,155	675	7,000	1,845	44.0	39.0	39.0	4 - 5
<b>248BBSW</b>	28' 8"	8' 0"	11' 1"	6' 9"	5,160	565	7,000	1,840	44.0	39.0	39.0	4 - 5
<b>264BHW</b>	29' 2"	8' 0"	10' 6"	6' 9"	4,460	440	6,500	2,040	48.0	39.0	39.0	8 - 9
<b>267BHSW</b>	30' 2"	8' 0"	11' 0"	6' 9"	5,440	660	7,500	2,060	42.0	39.0	39.0	8 - 10
<b>285RLSW</b>	32' 5"	8' 0"	10' 11"	6' 9"	6,160	730	8,250	2,090	44.0	39.0	39.0	4 - 6
<b>286BHSW</b>	33' 2"	8' 0"	11' 3"	6' 9"	6,170	750	8,150	1,980	44.0	78.0*	39.0	8 - 10
<b>287BHSW</b>	33' 5"	8' 0"	11' 1"	6' 9"	5,960	855	8,150	2,190	44.0	39.0	39.0	8 - 10
<b>324BDSW</b>	36' 2"	8' 0"	11' 3"	6' 9"	7,355	850	9,600	2,245	46.0	39.0	39.0	8 - 14

\*Split tanks



## JAY FLIGHT



### FEATURES:

1. AM/FM/CD/DV PLAYER WITH MP3 INPUT AND BLUETOOTH
2. SHAW RESIDENTIAL CARPET
3. DECORATIVE LIGHTING
4. INTERIOR LED LIGHTS
5. 8 CU. FT. REFRIGERATOR
6. PLEATED SHADES
7. DIAMONDFLOR VINYL FLOORING
8. LED TV (OPTIONAL)
9. SOLID SURFACE LOOK COUNTERTOPS

**28BHS**  
WEIGHT: 6,650 lb.  
DÉCOR: SADDLE  
SLEEPS: 8-10

## POPULAR OPTIONS



FIBERGLASS SIDEWALLS WITH FRAMELESS WINDOWS



THERMAL PACKAGE: INSULATED, HEATED AND ENCLOSED UNDERBELLY AND REFLECTIVE FOIL INSULATION IN MAIN ROOF AND SLIDEOUT FLOORS

## ELITE PACKAGE (MANDATORY)

- Black tank flush
- Porcelain foot flush toilet
- Second fresh water tank (total 80 gallon capacity)
- Large main entry door grab handle
- Stainless kitchen appliances
- Upgraded kitchen faucet with pullout sprayer
- Kitchen sink covers and rolling drying rack
- Hardwood frame shaker style cabinet doors
- AM/FM/CD/DVD player with MP3 input and Bluetooth and HDMI connectivity
- Solar prep
- Dual USB and 12V charging port
- Deluxe bedspread with pillows
- Simmons mattress



28BHS BATHROOM



34RSBS BEDROOM



## JAY FLIGHT STANDARDS AND OPTIONS

### STANDARD EXTERIOR EQUIPMENT

I-class™ cambered structural steel I-beams  
Fully integrated A-frame  
5/8 inch tongue and groove plywood floor decking  
Magnum Truss™ Roof System with seamless DiFlex II material  
2 sided, reflective foil insulation in flush floor slideout room floors  
Large exterior downspouts  
30 inch x 72 inch main entrance door  
Goodyear tires with galvanized steel, impact-resistant wheel wells  
30 amp service  
Outside kitchen (standard in 32TSBH and 33RBTS)  
Utility lighting system  
Front diamond plate  
Stabilizer jacks with sand pads (4)  
Keyblock exterior TV bracket

### STANDARD INTERIOR EQUIPMENT

81 inch ceiling height  
Wardrobe/pantry storage  
Seamless solid-surface look kitchen countertops  
Coat hook by entry door (select models)  
3 burner range with 9,000 BTU SuperBurner™ and piezo igniter  
Range hood  
Decorative dinette and slideout room lighting (SuperSlide models)  
Brushed nickel faucets  
Vented kitchen window  
Hidden switch command/charging center  
Backup/security camera prep  
J-Steel™ jackknife sofa  
Sofa with folding bunk (33RBTS)  
DiamondFlor® vinyl flooring  
Shaw® residential-grade carpet (select models)  
Vented windows in slideout room end walls (SuperSlide models)  
Pleated window shades  
Glass shower door (select models)  
Shower curtain with curved shower track (select models)  
Residential height plywood bed platforms

Main bed struts  
300 lb. rated bunk beds (select models)  
600 lb. rated bunk beds (double bunks)  
Privacy curtains in bunk areas (select models)  
Vented bunk windows (select models)  
4 inch thick bunk mats (select models)  
Wooden bedroom doors (select models)  
Smoke glass cabinet inserts  
LED accent lighting in kitchen  
Up/down style dinette table (main booth dinette only)

### CUSTOMER VALUE PACKAGE (MANDATORY)

13,500 BTU, roof-mounted A/C  
30 lb. propane bottles with cover (2)  
6 gallon gas/electric DSI water heater (10 gallon in 38BHDS, 38FDDS)  
Bathroom power vent  
Bathroom skylight  
Cable/satellite TV hookup  
Digital TV antenna  
Goodyear tires (made in the U.S.A.)  
Outside shower  
Power tongue jack  
Spare tire with cover  
Tub surround  
Water heater bypass  
Power awning with speakers and LED lights  
8 cu. ft. refrigerator (18 cu. ft. in 38BHDS, 38FDDS)  
Keyed Alike™ entry and baggage doors

### ELITE PACKAGE (MANDATORY)

Black tank flush  
Porcelain foot flush toilet  
Second fresh water tank (total 80 gallon capacity)  
Large main entry door grab handle  
Stainless kitchen appliances  
Upgraded kitchen faucet with pullout sprayer  
Kitchen sink covers and rolling drying rack  
Hardwood frame shaker style cabinet doors  
AM/FM/CD/DVD player with MP3 input and Bluetooth® and HDMI® connectivity  
Solar prep  
Dual USB and 12V charging port  
Deluxe bedspread with pillows  
Simmons® mattress

### OPTIONS

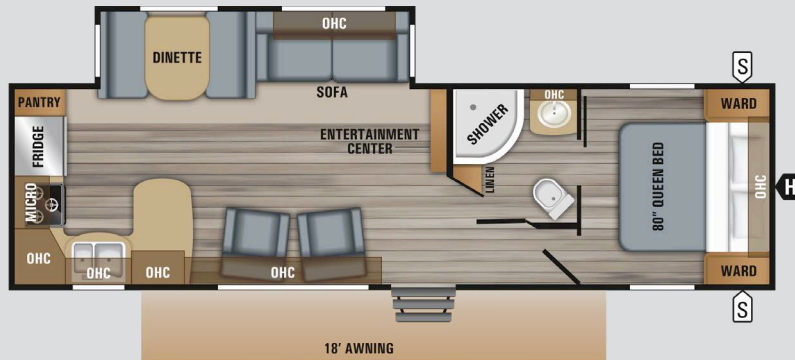
Customer Value Package (MANDATORY)  
Customer Value Package with 15,000 BTU A/C  
Elite Package (MANDATORY)  
Thermal package: insulated, heated, and enclosed underbelly and reflective foil insulation in main roof and slideout floors  
28 inch LED TV (model specific)  
32 inch LED TV (model specific)  
39 inch LED TV (model specific)  
50 inch LED TV (mandatory in 34RSBS)  
2nd A/C in bedroom (select models)  
50 amp service with second A/C prep (select models) (std. in 34RSBS)  
Aluminum rims  
Exterior bumper-mount grill  
Cargo accessory receiver  
Electric stabilizer jacks (4)  
Fiberglass sidewalls with frameless windows  
Fireplace (33RBTS, 38BHDS) (std on 34RSBS)  
Freestanding table with 4 chairs (select models)

Front quad bunk (38BHDS)  
Front queen bed (38BHDS)  
Hide-a-bed with LED floor lighting (select models)  
King bed (34RSBS, 38BHDS, 38FDDS)  
Patio door (29RKS, 29RLDS, 34RSBS) (std on 38BHDS, 38FDDS)  
Rear sofa with folding bunk (33RBTS)  
Roof ladder  
Kitchen skylight with shade  
Carpet in living area (34RSBS, 38FDDS)  
Carpet in rear bedroom (32TSBH)  
Thermal pane, tinted safety glass windows

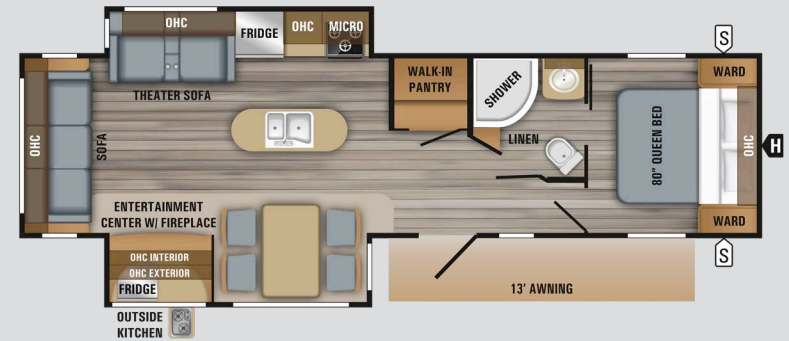
## JAY FLIGHT INTERIOR DÉCOR



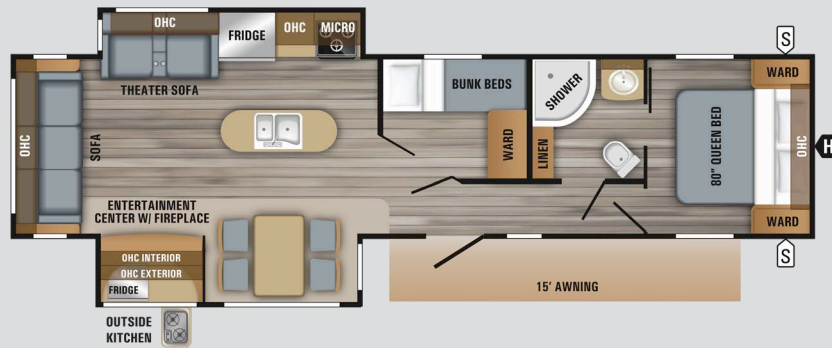




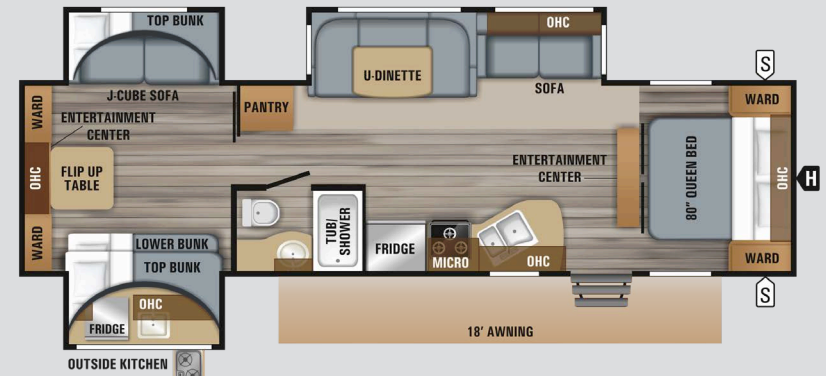
29RKS OPTIONS: A, C, D



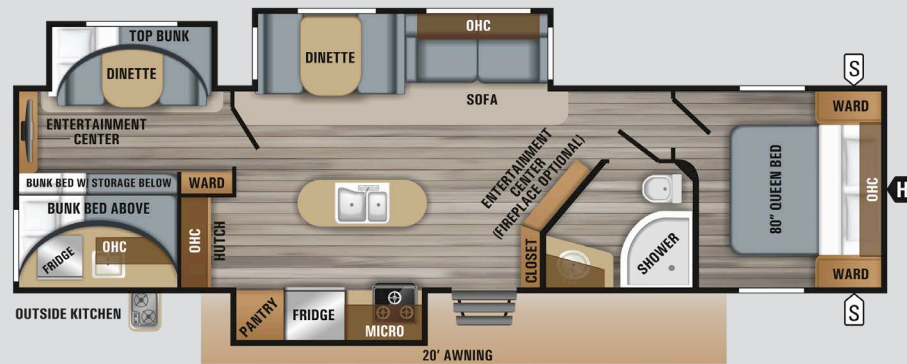
32RLK OPTIONS: A, C, D



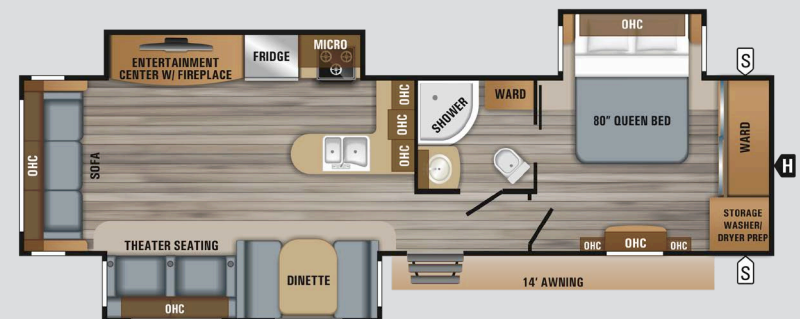
34MBDS OPTIONS: C, D



32TSBH OPTION C

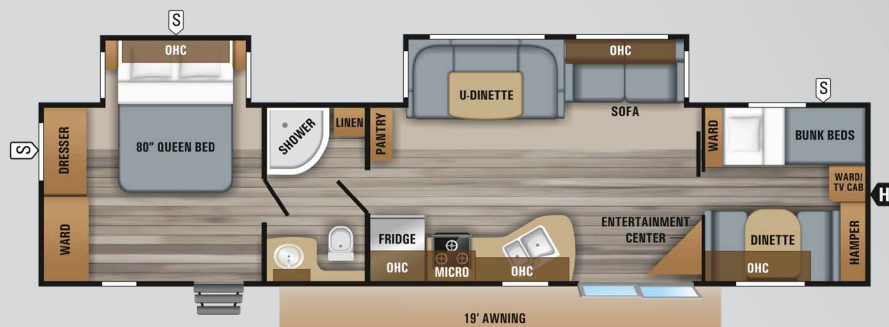


33RBTS OPTIONS: A, C, F

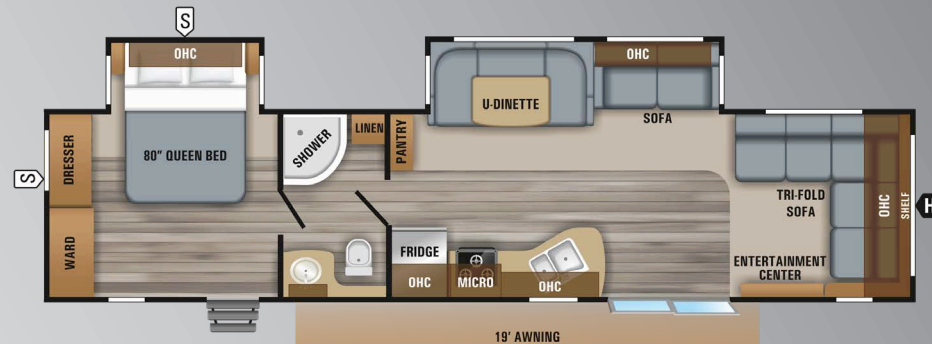


34RSBS OPTIONS: A, C, D, E





**38BHDS** OPTIONS: B, C, E, G, H

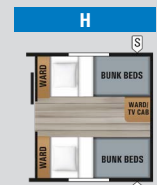
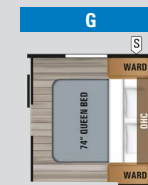
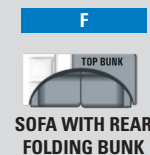



**38FDDS** OPTIONS: B, C, E

## LEGEND

STORAGE	MICRO	MICROWAVE
TRAILER HITCH	OHC	OVERHEAD CABINETS
LAV BATHROOM SINK	FRIDGE	REFRIGERATOR
MED MEDICINE CABINET	WARD	WARDROBE

## OPTIONS



## JAY FLIGHT SPECS

FLOORPLAN	EXTERIOR TRAVEL LENGTH	EXTERIOR WIDTH	EXTERIOR HEIGHT W/AC	INTERIOR HEIGHT	UNLOADED VEHICLE WEIGHT (LBS.)	DRY HITCH WEIGHT (LBS.)	GROSS VEHICLE WEIGHT RATING (LBS.)	CARGO CARRYING CAPACITY (LBS.)	FRESH WATER CAPACITY (GAL.) (INCLUDES WATER HEATER)	GREY WASTE WATER CAPACITY (GAL.)	BLACK WASTE WATER CAPACITY (GAL.)	SLEEP CAPACITY
<b>29RKS</b>	33' 9"	8' 0"	11' 3"	6' 9"	6,895	813	9,500	2,605	86.0	78.0*	39.0	4 - 6
<b>32RLOK</b>	36' 2"	8' 0"	11' 1"	6' 9"	8,170	1,120	10,950	2,780	86.0*	71.5*	39.0	3 - 4
<b>32TSBH</b>	36' 2"	8' 0"	11' 2"	6' 9"	8,625	800	10,950	2,325	86.0	41.0*	39.0	9 - 14
<b>33RBTS</b>	37' 8"	8' 0"	11' 3"	6' 9"	8,690	915	10,950	2,260	86.0	71.5*	39.0	8 - 14
<b>34MBDS</b>	38' 11"	8' 0"	11' 0"	6' 9"	8,315	705	10,950	2,635	86.0*	78.0*	39.0	6 - 8
<b>34RSBS</b>	37' 6"	8' 0"	11' 2"	6' 9"	8,835	1,295	11,250	2,415	86.0	78.0*	39.0	4 - 6
<b>38BHDS</b>	40' 4"	8' 0"	11' 3"	6' 9"	8,395	1,130	10,950	2,555	86.0	39.0	39.0	6 - 14
<b>38FDDS</b>	40' 4"	8' 0"	11' 3"	6' 9"	8,280	1,105	10,950	2,670	86.0	39.0	39.0	5 - 8

\*Split tanks

**Unloaded Vehicle Weight (UVW):** Sometimes referred to as "Dry Weight," UVW means the typical weight of this trailer as built at the factory. The UVW, as used in product literature and other promotional materials, does not include cargo, fresh water, propane, options or dealer-installed accessories.

**Gross Vehicle Weight Rating (GVWR):** GVWR means the maximum permissible weight of the trailer, including the UVW plus personal items, all cargo, fluids, options and dealer-installed accessories. The GVWR is equal to or greater than the sum of the UVW and the CCC.

**Cargo Carrying Capacity (CCC):** CCC means the maximum weight of personal items, food, fresh water, propane, tools, other cargo and dealer-installed accessories that can be carried by the trailer. CCC is equal to or less than GVWR minus UVW. The addition of options will decrease the CCC.

**Hitch Weight (HW):** The hitch weight, as used in product literature and other promotional materials, does not include cargo, fresh water, propane gas, options or dealer-installed accessories. The addition of these types of items will either add to or subtract from the stated hitch weight.

It is important for your safety and enjoyment that your tow vehicle be adequately sized and equipped to tow and handle the GVWR of the RV you select. Review weights and rating of your tow vehicle and consult a competent advisor for questions or advice. Whether you are new to RVing or a veteran, get a feel for the performance of your tow vehicle before heading out on the roadways. When you tow an RV, you must drive differently than when you drive a single vehicle. Practice hooking up, driving, backing up and braking in a safe environment or seek out professional instruction. Jayco affixes a weight label to each RV which lists weight information for that vehicle. See specifications chart above.





# 50 YEARS OF FAMILY FUN!

Founded on the family farm by Lloyd and Bertha Bontrager, Jayco has been a staple in the Middlebury community since 1968. The company logo has become synonymous with quality, integrity and Generations of Family Fun. What started as a 15-employee operation producing camping trailers has grown into a family of over 4,000 employees, spanning four campuses, producing a full line of recreation vehicles. To join the celebration and learn more about Jayco's history, visit [www.jayco.com/50th/](http://www.jayco.com/50th/).

Scan to learn more.



THE  
**MAGNUM TRUSS™**  
ROOF SYSTEM  
**50 percent  
stronger**

## JAYCO'S ROOF **vs.** OTHER ROOFS



4,500 POUNDS ON A JAYCO ROOF VS. OTHER ROOFS

**GOODYEAR**

Featuring Durawall® Technology—  
ENGINEERED to help you tow with confidence



MADE IN USA



Follow Jayco  
#Jayco50



Meet your Jayco Dealer \_\_\_\_\_

Travel with Confidence \_\_\_\_\_



At Jayco, we build our RVs to handle every adventure, then back them with our industry-leading 2-year limited warranty. We, with support from our select partners, have you covered for **2 camping seasons**. That's **730 days**. You won't find a better warranty in the business, because the only strings we attach are those that deliver the ultimate in reliability. That's the Jayco difference. So go explore. For a copy of our 2-year limited warranty with complete terms and conditions, please contact your local Jayco dealer.

Jayco, Inc. | P.O. Box 460 | Middlebury, IN 46540 © **RVA** See dealer for further information and prices. All information in this brochure and on [www.jayco.com](http://www.jayco.com) is the latest available at the time of publication approval. Jayco reserves the right to make changes and to discontinue models without notice or obligation. Photography may show optional equipment or props used for decoration purposes only. RVs built for sale in Canada may differ to conform to Canadian codes. JAYCO and the JAYCO BIRD IN FLIGHT are registered trademarks of Jayco, Inc. Printed in USA 25K 12/2018 ©2018 Jayco, Inc. 274878-1