

Pleasure-Way



FROM THE CEO

My name is Dean Rumpel and I am CEO of Pleasure-Way Industries Ltd. I have been involved with Pleasure-Way from the very beginning and I am proud to say I have worked my way up through the ranks over the years. My family has been invested in the RV industry since 1968 when my father, Merv Rumpel, opened his own RV dealership. In 1986, he decided that he could build a better, higher-quality camper van than what he was seeing in the market and Pleasure-Way was born. Merv's vision of a luxury product with innovative features and superior quality led to the company's humble beginnings.

The cornerstone of Pleasure-Way is my father's old-fashioned work ethic, pride in craftsmanship and a "customer comes first" approach to business. We remain committed to follow these principles today. I am proud to say that Pleasure-Way is still a family-owned and operated company with three generations involved in the production of our motorhomes.

Even now, in our 33rd year, we do not mass produce our motorhomes on assembly lines, but rather hand-craft and custom-fit to exacting standards and quality inspections. We understand quality takes time so we measure the production process of our motorhomes in weeks, not days. It's through our labour-intensive, painstaking construction process our superior quality is realized, awarding us with one of the lowest warranty claim rates in the RV industry. We are so confident in our quality we back each new Pleasure-Way with our Five Year Freedom Coach Warranty.

At Pleasure-Way, we recognize the extraordinary people who build our motorhomes. It is the incredible efforts of our employees that have made Pleasure-Way unsurpassed in the industry. Their dedication and commitment to quality is evident in every detail of our coaches and in our incomparable customer service.

We strive to build the perfect coach for our owners so they can rest easy knowing they made the right purchasing decision. Whether you are a current or potential owner, you know we have a vested interest in your satisfaction, and providing you with the best ownership experience possible.



Dean Rumpel
CEO, Pleasure-Way Industries Ltd.





EIGHT CONSECUTIVE RVDA QUALITY CIRCLE AWARDS

Pleasure-Way Industries Ltd. is very proud to once again be the recipient of the RVDA Quality Circle Award for 2017. Pleasure-Way received marks well above the motorized industry average for an eighth consecutive year.

This distinguished recognition from our dealers and the RVDA reinforces our core company values of hard work, superior quality, excellence in manufacturing and top-notch customer service. We are proud to be regarded so highly in our field. Without the commitment of our valuable and skilled employees, who are the cornerstone of our company, we wouldn't be able to achieve our goals of producing only the highest quality motorhomes.



Pleasure-Way CEO, Dean Rumpel & Pleasure-Way
Founder, Merv Rumpel



Founder Merv Rumpel alongside Pleasure-Way No. 1,000 - 1994

A LOOK BACK

In 2016, we received exciting news when an owner contacted us about a 1986 Pleasure-Way he recently purchased from an estate sale. The Pleasure-Way turned out to be our first production model ever built, second only to the original prototype. We were able to acquire the unit and feel very fortunate to now own such a rare piece of our history. The motorhome still looks great over 30 years later and stands as a testament to the ethos of quality Pleasure-Way was founded on.

We would never be where we are today without the incredible dedication our employees have shown and the enthusiast support from our owners. We are deeply grateful for everyone that has been involved with the company over the past 33 years.

We strive to create motorhomes that live up to both our high standards and your high expectations. With this in mind, we will continue to create modern products that will last for years to come.



Pleasure-Way No. 10,000 - 2009

Since our modest beginning in the back of an RV dealership, we have experienced many milestones, like completing our 1,000th motorhome in 1994, and 15 years later completing number 10,000.



First out of province shipment - 1988



Pleasure-Way's first 1986 production model photographed in 2016

CONTENTS

<i>From The CEO</i>	i	ASCENT TS	15	Build Your Own	47
A Look Back	iii	Mercedes-Benz Short Wheel Base		Warranty	48
Standard Features	1	LEXOR TS	19	Pleasure-Way P.A.	48
Optional Features	5	Ram ProMaster		Pleasure-Way Lifestyle	49
Construction	7	LEXOR FL	23	The PAC	50
Custom Cabinetry	9	Ram ProMaster		Owners' Clubs	51
Stall Installation	11	PLATEAU TS	27	Coach Specifications	52
Quality Control	13	Mercedes-Benz Sprinter		Chassis Specifications	53
		PLATEAU FL	31	Weights and Measures	54
		Mercedes-Benz Sprinter			
		PLATEAU XLMB	35		
		Mercedes-Benz Sprinter Widebody			
		PLATEAU XLTD	39		
		Mercedes-Benz Sprinter Widebody			
		PLATEAU XLTS	43		
		Mercedes-Benz Sprinter Widebody			



STANDARD FEATURES

Pleasure-Way continues to lead the RV Industry with an extensive list of standard features for the 2019 lineup. Rather than a complex matrix of options we simplify by including the following features as standard on all models. Style, comfort and convenience are not an option with Pleasure-Way, they are our standard.



New For 2019

1 ENTERTAINMENT CENTER UPGRADE

We have made significant enhancements to the entertainment system with the addition of a Bose® soundbar and LG Smart LED TV. The soundbar lets you play any audio directly from a phone or tablet using Bluetooth®. The Smart TV allows you to access your favourite streaming service or enjoy a movie through the included Blu-ray player. You can also enjoy broadcast TV in HD with the inclusion of the fully automatic Winegard® Rayzar digital TV antenna. Whatever source of entertainment you choose the Bose® Soundbar will be there to deliver the best audio experience.

2 STAINLESS STEEL GALLEY SINK

All models feature the new 13" x 17" stainless steel galley sink. The larger, deeper sink is complemented by the new high arc, single-handle faucet with pull-out sprayer. This combination makes filling large pots and clean-up much easier.

3 LAGUN TABLE MOUNT SYSTEM

The Lagun table mount system provides versatility in placement and a solid base when locked into position. The anodized tubular aluminum construction lends to durability in form and style in its design. A cantilevered support arm eliminates the usual center post making it more comfortable when in use.



4 INFLATABLE AIR BED

To help make the most out of the interior space we designed an inflatable air bed that precisely fits the cab area of the Mercedes-Benz and Ram chassis. The inventive, one-piece air bed neatly sits overtop the two front seats and provides a cozy, 61" x 27" bed. The already multifunctional cab area is now more dynamic with the ability to sleep an extra passenger. The air bed is made from durable PVC and features a flocked top for added comfort. Use the included 12V pump to inflate the bed in minutes and complete the set-up by adding the support cushion that fits between the seats.

TOUCHSCREEN CONTROL PANEL

All 2019 models feature two 7-inch touchscreen control panels that manage several functions of the coach.

CLIMATE CONTROL

The responsive touchscreen includes centralized control of the furnace, air conditioner and Fan-Tastic Vent® fan. The energy saving vent can be set to automatically circulate air until the selected temperature is reached. The vent features a rain sensor that automatically closes the dome when wet and reopens once the sensor dries.

12 VOLT NET GAIN / LOSS AMPERAGE METER

This real time amp meter shows you exactly how much 12V electricity you are consuming or how much free electricity you are gaining through your solar panels.

AUTOMATIC GENERATOR START (AGS)

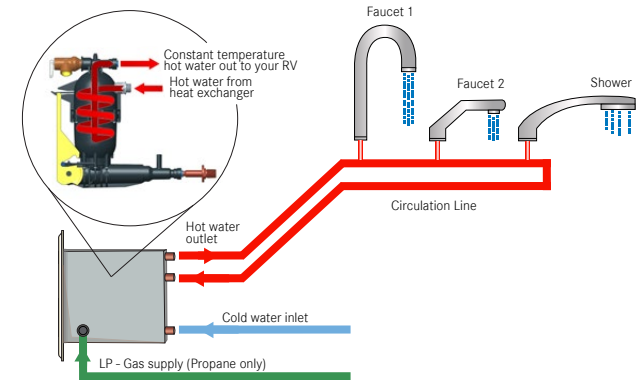
AGS is an innovative feature that allows you to set start and stop parameters for generator control when not plugged into shore power.

- **LOW COACH BATTERY VOLTAGE**

When the batteries are low on voltage, the generator will automatically run to charge the batteries at your pre-defined voltage, then shut off.

- **AUTOMATIC CLIMATE CONTROL**

If the temperature exceeds your AC thermostat setting, the generator will automatically run the AC until the desired temperature has been reached. This is a great feature if you are traveling with pets.



TECHNOLOGY

1 XANTREX™ 2,000 WATT INVERTER

The 2000 watt Pure-sine wave inverter will provide power to the TV and Blu-ray player, the microwave and most 120 VAC receptacles when you're not plugged into shore power or running the generator.

2 LED LIGHTING

We use recessed LED lighting throughout our motorhomes. LED lights are energy efficient, provide a clean and stylish appearance, and do not produce heat like regular incandescent or halogen lights.

3 USB CHARGING PORTS

Strategically located throughout each coach to allow for convenient charging of your favourite devices.

4 ECO-ION EARTH SMART LITHIUM BATTERIES

Every 2019 Pleasure-Way comes equipped standard with two 100 amp hour lithium iron phosphate (LiFePO_4) coach batteries. The Eco-Ion batteries are:

- **Maintenance free:** no need to check fluid levels.
- **Cost effective:** will last up to 10x longer than AGM batteries saving you thousands of dollars.
- **Superior capacity:** 200 amp hours of lithium is comparable to 400 amp hours of AGM batteries.
- **Faster charging:** can charge in only a few hours.
- **Earth friendly:** contains no lead or acid making it safer for you and the environment.
- **Long Life:** Eco-Ion batteries have 2000 - 3000 life cycles.

5 TRUMA AQUAGO® COMFORT PLUS WATER HEATER

The AquaGo® comfort plus delivers hot water on demand at even temperatures eliminating hot or cold temperature spikes. This consistent and predictable supply is achieved by implementing the features unique to the AquaGo® comfort plus:

- 60k BTU stepless burner, best in the industry.
- Temperature stabilizing technology.
- Recirculating hot water line.

When the water temperature in the stabilizing mixing vessel starts to cool the burner automatically ignites and the water in the hot water line recirculates while being reheated to the maintained 120 °F.



COMFORT

6 ULTRALEATHER® FABRIC

Innovative strengthening technology makes this luxurious fabric exceptionally durable and stain resistant. Ultraleather® was engineered to meet the growing demand for environmental responsibility, while offering the following advantages:

- Scratch, nick and blemish resistant.
- Stays cooler than genuine leather in warm climates.
- Void of plasticizers, heavy metal, formaldehyde, and pyroxylin.
- Cleans effortlessly with soap and water.
- Pet hair doesn't penetrate and weave in like regular fabric.

7 MEMORY FOAM SOFA CUSHIONS

Our sofa and ottoman cushions are composed of a medium density foam base layer topped with three inches of viscoelastic memory foam. The cushions are finished with a layer of Dacron to help insulate the foam, resulting in a cooler bed and smoother look.

8 CORIAN® SOLID SURFACES

Corian® has a rich, sleek look, much like granite and quartz, but with a number of advantages over these very heavy surfaces. Corian® is easy to clean, hygienic and stain resistant. Because it is nonporous, bacteria and stains do not penetrate its surface. Enjoy the durability, beauty and longevity that come with this tough, impact resistant material.

9 MCD ROLLER SHADES

Designed for solar protection and made of 100% light blocking material, MCD roller shades are included with your privacy in mind. The shades effortlessly roll down, lock into position and cover the windows for complete blackout privacy within the coach.

10 FRONT CAB PRIVACY SHADES

Fully form fitting to your windshield and cab doors, these shades provide total privacy up front when needed. During the daytime they reflect the sun's radiant heat, protecting your dash from UV damage while helping to keep the interior of your coach cooler so your air conditioner doesn't have to work as hard.

OPTIONAL FEATURES

Refine your RVing experience with our optional features. Enjoy the freedom to explore off-grid dry camping with the addition of our solar options. Dare to go anywhere without worry of insects crashing the party with our highly functional screen door options. No matter where the adventure takes you feel confident your Pleasure-Way will get you there in style and luxury!



1 GO POWER!® SOLAR

Pleasure-Way offers a roof mounted solar panel and integrated charging system. This system provides power to the coach batteries which allows for the use of 12V DC system and 120 VAC through the inverter. This gives you greater dry camping abilities without having to be plugged into shore power or running the generator. Choose from up to five Go Power!® Solar packages:

- 95 watt (5 amp) package
- 190 watt (10 amp) package
- 285 watt (15 amp) package
- 380 watt (20 amp) package
- 475 watt (25 amp) package

2 GO POWER!® DIGITAL SOLAR CONTROLLER

Standard with any solar package, the Go Power!® digital solar controller lets you:

- View the charge percentage of your coach batteries.
- View the battery charge amperage.
- Check the voltage of your batteries.

The controller will turn the charging off when your batteries are fully charged.

3 EXTERIOR PAINTED PLASTIC MOLDINGS

Painted front and rear bumpers and side moldings add to Pleasure-Way's clean automotive styling. Available on all 2019 models.

4 ALCOA DURA-BRIGHT® ALUMINUM WHEELS

These one-piece forged aluminum wheels are 5x stronger than steel and feature a new and improved surface treatment that stands stronger against tough conditions without the need to polish. When it's time to clean, a simple soap and water wash is all you need. The Alcoa Dura-Bright® aluminum wheels are also:

- 10x more resistant to corrosion caused by road salts and weather elements.
- 3x more resistant to harsh chemicals.
- True cool running, which extends tire and brake life.



5 REAR ROLL UP SCREEN

The heavy duty nylon canvas rear roll up screen is available on all our van based models. The double zipper system allows for easy access to the under sofa storage space while the fine mesh screen keeps the insects out and lets the fresh air in. This flame retardant nylon canvas screen can be rolled up and tethered out of the way when not in use.



6 SIDE ROLL UP SCREEN

The side roll up screen features a unique magnetic closure system that allows easy access without the need to zip the door open and closed. The screen and door assembly are constructed from heavy duty flame retardant nylon canvas and fine mesh insect screen. The side screen conveniently rolls up and is secured out of the way when not in use. It is available on all our van based models.



Dare
to go
anywhere.



CONSTRUCTION


You will not find an assembly line at Pleasure-Way. We do not use this popular and time-saving method of manufacturing. We refuse to sacrifice fit, finish, quality and safety for time and cost savings.

At Pleasure-Way, we give each motorhome we build the meticulous care and attention it deserves. On average, it takes six weeks and over four hundred man hours to finish just one Pleasure-Way motorhome. Pleasure-Way's unique construction process strays far away from most recreational vehicle manufacturers that mass produce thousands of coaches in a fraction of the time.

The construction of Pleasure-Way motorhomes involves measuring, constructing and hand-fitting custom made parts onto each individual chassis. Even though all chassis of a particular make and model, such as Mercedes-Benz or Ram, appear to be identical to each other, there can be slight tolerance differences in the body by up to a quarter of an inch. This can greatly affect the fit and finish of each individual component of the motorhome. That is why at Pleasure-Way we hand fit and trim each individual part, from running boards to wall partitions, to perfectly fit each particular coach. Once the specific piece has been custom fit, it will be serialized with that particular coach's chassis vehicle identification number and it will be installed later in the production process to that exact coach.

The first phase of the construction of a Pleasure-Way motorhome begins in the welding/metal fabrication department. Here, the skilled team of fabricators precisely weld tubular steel to create the floors, roofs and side walls of the motorhome. The level of steel fabrication varies depending on the chassis and the coach design. From reinforcing cut-outs on the Mercedes-Benz uni-body chassis to the complete steel-framed super body of the Plateau XL models, the time spent in this first phase of construction exceeds fifty hours per motorhome. As a comparison, an average class C motorhome that is mass produced is completely assembled and ready to paint in two and a half days.

Once the welding process has been completed, the fiberglass department takes over and hand fits each customized piece of fiberglass to its specific coach. Each fiberglass component is formed into a mold and a trained team will methodically hand roll the entire part to ensure that there are no air pockets and the fiberglass is uniform throughout the part. This time-consuming process further ensures that each component meets or exceeds our high quality standards.




Bonding fiberglass to either steel or fiberglass components is regarded as a superior technique relative to other forms of fastening. Fiberglass is bonded to steel using a product called Sikaflex®. This special adhesive ensures a higher standard of structural strength. It also allows fiberglass components, such as our one-piece molded Plateau XL roof, to be attached to the body without having to use multiple fasteners. By eliminating the process of screwing exterior parts to the chassis, Pleasure-Way has removed potential entry points for water that typically plague the RV industry.

Another distinguishing feature you will find in Pleasure-Way's production process is our use of Glasurit® automotive paint on all of our surfaces. Glasurit® is commonly found on such famous automotive brands as Rolls Royce, Bentley and Mercedes-Benz. This product is far superior to the more common and far more economical gelcoat finishes typically found throughout the RV industry. Each piece, such as the fiberglass running boards, is sanded, primed, painted and finally clear coated by hand to produce that perfect paint finish you expect to see on a high-end, luxury vehicle. Even what are commonly considered to be the less consequential parts of a motorhome, such as exterior vents and hatches, are all painted to match the exterior of our coaches.



Attention to detail and our commitment to quality and safety (as well as our refusal to compromise quality for cost and time savings) set Pleasure-Way Motorhomes above the rest. We refuse to settle for less than the best.





CUSTOM CABINETS


Beautiful, hand-crafted cabinetry is one of our hallmarks at Pleasure-Way. We create our custom cabinetry in our on-site mill shop. Here, our skilled craftspeople transform raw, hardwood maple into exquisite moldings and stunning stile and rail maple doors.

Our mill shop team place raw maple planks through a rip saw to create the individual strips of maple in the exact widths that are required to make our solid maple doors. After the maple has been ripped, it is placed through a moulder which shapes the planks to the appropriate thickness and profile. The maple is then cut to the exact measurement required for each individual motorhome.

The maple strips are then run through a shaper to create the mortise and tenon joints. The strips are glued together by hand forming the door and clamped until dried. Once the maple door has dried and passed quality control, it is placed through a door sander to ensure it is the correct thickness.

The door is then ready for the final finishing stage, in which the maple cabinet door is hand-sanded, hand-stained and lacquered. Each door receives three coats of stain and two coats of lacquer. All of our high quality stains and lacquers are water-based, which is better for the environment, as well as being safer for our employees and consumers.

Our exquisite, hand-crafted cabinetry is very labor intensive to create. On average, it takes over twenty-two hours to finish just one set of cabinet doors for each and every coach we produce.





STALL INSTALLATION

Most recreational vehicles are built on assembly lines, with the interiors and cabinetry stapled together in a menagerie of paneling and wooden sticks. The walls and roof are typically installed last. Many of these recreational vehicles feature a meager twelve-month warranty.

At Pleasure-Way, we are proud to say that we build our motorhomes to last, and that our manufacturing process reflects this. We cannot imagine using a process that employs staples as a way to adhere surfaces and cabinetry. Wall partitions, end gables and upper cabinets are all screwed together and fastened with steel angle brackets for superior strength and quality. Cabinets are anchored into the coach sub-floor and wall blocking that is adhered to the inside wall to ensure their strength. This extra step adds stability to the cabinetry and it also helps to ensure a more peaceful, rattle-free ride.



THE APPRENTICESHIP

Pleasure-Way motorhomes are not built on an assembly line; they are built in stalls. Crafting our interiors is a dedicated learning process.

Becoming a Pleasure-Way cabinet installer requires a specific skill set, patience, and time. A new installer enters our cabinet apprenticeship program and for the first six months they will work with a master installer.

Here, they will learn to hand-fit, measure, and template individual pieces into the interior. They learn our specific and detailed process of cabinet installation for only one specific model. Once an apprentice has progressed through the program they then begin mastering their craft by working on a on a single model over several years.

As a result of this approach to training, meticulous measuring, and hand-fitting, our custom cabinets precisely hug the interior walls of our motorhomes.





QUALITY CONTROL

Pleasure-Way has a very complex system of checks and balances, which serve to promote the highest level of quality control. Every craftsperson who has worked on any part of the construction of the motorhome signs off, confirming the work they have performed.

Our quality control team audits every coach we produce, and every craftsperson's work on that motorhome must meet rigorous standards. In the event that a deviation is found, an appropriate team member is called upon to correct the issue, then sign off again to confirm that the matter has been resolved. This meticulous process holds all team members accountable for their work and allows us to quickly adapt to product changes or design improvements.

Our most rigorous quality control system comes from our craftspeople who take so much pride in their work that nothing but the best will do. This is how dedicated they are to creating the best possible motorhome.


The final stage of the quality control audit is a test drive. We do this to ensure we are happy with the handling and ride of each coach. Once this is completed, we deliver each coach to the respective dealership, via a flatbed transport truck, ensuring the coach arrives in premium condition as expected. This allows you to be the one to personally "break in" the chassis of the motorhome, rather than a third party delivery driver.

Pleasure-Way is so confident in the motorhomes we design and construct that we back them by the Pleasure-Way *Five Year Freedom Coach Warranty*.



SEAL TECH WATER LEAK DETECTION

As part of our complex testing process, every coach is “seal tech” tested. We test the coach for water leaks by installing the seal tech machine. This machine pressurizes the inside of the motorhome forcing air to expand outward. Once this is in place, we spray a combination of water and soap over the entire exterior of the coach. If any water leaks are present, they are easily identified by large soap bubbles formed on the coach exterior. This critical procedure is vital to our quality control process.





ASCENT TS

MERCEDES-BENZ SPRINTER Short Wheel Base

The Ascent TS is proof that good things come in small packages. This motorhome is a perfect combination of mobility, versatility and unparalleled quality.

Measuring just 19 feet 5 inches in length, the Ascent makes both driving and parking effortless. Although the Ascent is the shortest model in our line-up, there is more than enough room for everything you need including a well-equipped galley, separate private bathroom and arguably the industry's most comfortable sofa bed.



FUEL TYPE:

Diesel

STANDARD ENGINE:

3.0L V6 BlueTEC

LENGTH (bumper to bumper):

19' 5" / 592 cm

OVERALL HEIGHT:

9' 7" / 292 cm

WIDTH:

7' 1" / 216 cm

LP TANK CAPACITY:

8.16 US Gal / 31 L

FRESH WATER TANK CAPACITY:

20 US Gal / 75 L

GREY WATER TANK CAPACITY:

15 US Gal / 57 L

BLACK WATER TANK CAPACITY:

12 US Gal / 45 L

TOWING CAPACITY:

5,000 lbs / 2,268 kgs



ASCENT TS

MERCEDES-BENZ SPRINTER Short Wheel Base



POWER SOFA

Convenience is built into the power sofa/bed configuration. The memory foam sofa will convert into twin singles or a 70" x 72" queen bed.



LAMINATE INTERIOR

Laminate is scratch resistant, highly durable and easy to maintain, resulting in a long-lasting solid plywood interior.



LAGUN TABLE MOUNT SYSTEM

Enjoy complete freedom in your dining space with our new table mount system that swivels 360° at both the tabletop and support arm.



ULTRALEATHER® FABRIC

New for the 2019 Ascent is Ultraleather® covered front seats, which join the rest of the interior in benefiting from the uniquely intelligent fabric.



FLIP-UP COUNTERTOP EXTENSION

Utilize the swivelling front seats to create an additional workspace with the Corian® countertop extension.



LEXOR TS

RAM PROMASTER

The Lexor TS is constructed on the Ram ProMaster chassis which features a slightly wider platform, allowing for a roomy and open feel throughout the coach.

When equipped with the optional rear and side door screens, it becomes simple to enjoy nature and let fresh air into the coach without the worry of insects. This layout boasts our most expansive wet bath, excellent storage, a large Corian® kitchen countertop and an extremely comfortable queen size bed, all while staying under 21 feet in length.



FUEL TYPE:	Gasoline	LP TANK CAPACITY:	4.7 US Gal / 18 L
STANDARD ENGINE:	3.6L V6 Pentastar	FRESH WATER TANK CAPACITY:	29 US Gal / 109 L
LENGTH (bumper to bumper):	20' 11" / 637 cm	GREY WATER TANK CAPACITY:	20 US Gal / 75 L
OVERALL HEIGHT:	9' 3.5" / 283 cm	BLACK WATER TANK CAPACITY:	12 US Gal / 45 L
WIDTH:	7' 5" / 226 cm	TOWING CAPACITY:	2,150 lbs / 975 kgs



LEXOR TS

RAM PROMASTER



MCD ROLLER SHADES

Enjoy panoramic views by day and total privacy at night with these user-friendly shades.



LED LIGHTING

Control the atmosphere of the Lexor TS with our dimmable LED lights that are recessed into the roof and upper cabinetry for a sophisticated look.



PRIVATE WET BATH WITH VANITY

The fully equipped wet bath features a medicine cabinet, Corian® countertop, storage compartment, china bowl toilet and upgraded handheld showerhead.



SPACIOUS GALLEY AREA

Locating the galley on the passenger side leaves the sliding entrance door clear of obstruction allowing for an open view of your campsite.



ULTRALEATHER® FABRIC

New for the 2019 Lexor is Ultraleather® covered front seats that will promote air circulation for the highest level of seating comfort.



LEXOR FL

RAM PROMASTER

The Lexor FL floorplan is designed with a forward lounge providing versatility in use and configuration. Both front seats can swivel to take advantage of the flip-up workstation and optional Lagun table location.

A relocated wardrobe provides space directly behind the driver's seat. This allows for full rearward seat placement without limiting recline. The Ram ProMaster chassis allows for a deeper galley, wider hallway and a roomy wet bath. The rear of the coach features our power sofa which provides legendary comfort either as a sofa or when deployed as a queen bed.



FUEL TYPE:	Gasoline	LP TANK CAPACITY:	4.7 US Gal / 18 L
STANDARD ENGINE:	3.6L V6 Pentastar	FRESH WATER TANK CAPACITY:	29 US Gal / 109 L
LENGTH (bumper to bumper):	20' 11" / 637 cm	GREY WATER TANK CAPACITY:	20 US Gal / 75 L
OVERALL HEIGHT:	9' 3.5" / 283 cm	BLACK WATER TANK CAPACITY:	12 US Gal / 45 L
WIDTH:	7' 5" / 226 cm	TOWING CAPACITY:	2,150 lbs / 975 kgs



LEXOR FL

RAM PROMASTER



QUEEN BED

Take advantage of the two living spaces by keeping the bed made-up during the day and using the front lounge as your seating area.



FLIP-UP WORKSTATION

Get the most out of this workspace with use of the 120V power outlet, USB charging ports and swivelling front seats.



ULTRALEATHER® FABRIC

The front lounge is enhanced with the newly recovered Ultraleather® front seats, now a standard feature on the Lexor FL.



LAGUN TABLE MOUNT SYSTEM

Easily move, adjust and lock the table into place using either one of the two, conveniently located mounting plates.



BOSE® SOUNDBAR WITH BLUETOOTH®

Fill your coach with the rich sound experience delivered by Bose® whether enjoying a TV program or audio from your smartphone.



PLATEAU TS

MERCEDES-BENZ SPRINTER

The Plateau TS layout provides for a large bathroom, six cubic foot double-door fridge and a full-size wardrobe while still leaving the bank of passenger side windows clear and unobstructed.

The combination of the fully opening side door, roll up screen package and generous 6 foot Corian® countertop allow for a preparation and serving area that lets you enjoy the outdoors wherever you are camped. Maple cabinetry, luxurious Ultraleather® upholstery and touchscreen control panels make the Plateau TS a rich and impeccably styled Class B motorhome.



FUEL TYPE:	Diesel	LP TANK CAPACITY:	8.16 US Gal / 31 L
STANDARD ENGINE:	3.0L V6 BlueTEC	FRESH WATER TANK CAPACITY:	24 US Gal / 91 L
LENGTH (bumper to bumper):	22' 9" / 693 cm	GREY WATER TANK CAPACITY:	35 US Gal / 132 L
OVERALL HEIGHT:	9' 8" / 295 cm	BLACK WATER TANK CAPACITY:	12 US Gal / 45 L
WIDTH:	7' 1" / 216 cm	TOWING CAPACITY:	4,220 lbs / 1,914 kgs



PLATEAU TS

MERCEDES-BENZ SPRINTER



MEMORY FOAM SOFA CUSHIONS

Exceptional sleeping comfort is achieved with a base layer of medium density foam topped with three inches of memory foam.



PRIVATE WET BATH WITH VANITY

The fully equipped wet bath features a medicine cabinet, Corian® countertop, storage compartment, china bowl toilet and upgraded handheld showerhead.



ULTRALEATHER® FABRICS

Designed for dynamic living, this soft, durable and stain resistant fabric maintains its beauty in the busiest of environments.



INTERIOR STORAGE

Everything is easily within reach with the generously sized bank of upper cabinets along with additional storage below the countertop.



LAGUN TABLE MOUNT SYSTEM

Create a personal office space with our new table, which is height adjustable and swivels 360° at both the tabletop and support arm.



PLATEAU FL

MERCEDES-BENZ SPRINTER

The Plateau FL makes optimal use of its space by melding the benefits of a front lounge area with the ease and practicality of the rear power sofa arrangement.

The front lounge utilizes the two captain's chairs that swivel to form a second dining and work area that comes equipped with a Corian® topped workstation, 24" Smart LED TV, reclining chairs and optional table location. The Plateau FL will accommodate a wide range of lifestyles with its incredibly functional layout.



FUEL TYPE:	Diesel	LP TANK CAPACITY:	8.16 US Gal / 31 L
STANDARD ENGINE:	3.0L V6 BlueTEC	FRESH WATER TANK CAPACITY:	24 US Gal / 91 L
LENGTH (bumper to bumper):	22' 9" / 693 cm	GREY WATER TANK CAPACITY:	35 US Gal / 132 L
OVERALL HEIGHT:	9' 8" / 295 cm	BLACK WATER TANK CAPACITY:	10 US Gal / 38 L
WIDTH:	7' 1" / 216 cm	TOWING CAPACITY:	4,220 lbs / 1,914 kgs



PLATEAU FL

MERCEDES-BENZ SPRINTER



TWO DINING LOCATIONS

The Plateau FL features two mounting positions for the innovative lagoon table allowing you to alternate between living areas.



LAMINATE INTERIOR

Laminate is scratch resistant, highly durable and easy to maintain, resulting in a long-lasting solid plywood interior.



GALLEY STORAGE

The well-appointed galley is designed to help you stay organized, offering an array of storage options including soft-close drawers.



FRONT LOUNGE WORKSTATION

Includes a LG Smart LED TV, 120V power outlet, USB charging ports, extended Corian® countertop, privacy shade and storage cabinets.



2000 WATT XANTREX™ INVERTER

Allows you to power all the 120V outlets with the Eco-Ion lithium coach batteries when you are camping off-grid.



PLATEAU XLMB

MERCEDES-BENZ SPRINTER Widebody

The Plateau XLMB widebody features a unique mid-coach walk-around Murphy bed that conveniently folds up into the wall when not in use. With the bed up, the Ultraleather® covered sofa-daybed provides for a luxurious and comfortable lounge and dining area.

One key feature of the XLMB is the bathroom, which is located across the complete rear of the coach. The full separate Corian® lined shower, dressing area, vanity and commode might be expected in a luxurious apartment but is a very pleasant surprise when found in a 22 foot motorhome.



FUEL TYPE:	Diesel	LP TANK CAPACITY:	10.4 US Gal / 39 L
STANDARD ENGINE:	3.0L V6 BlueTEC	FRESH WATER TANK CAPACITY:	28 US Gal / 106 L
LENGTH (bumper to bumper):	22' 9" / 693 cm	GREY WATER TANK CAPACITY:	30 US Gal / 113.6 L
OVERALL HEIGHT:	10' 9" / 328 cm	BLACK WATER TANK CAPACITY:	19.2 US Gal / 72.7 L
WIDTH:	7' 11" / 241 cm	TOWING CAPACITY:	4,220 lbs / 1,914 kgs



PLATEAU XLMB

MERCEDES-BENZ SPRINTER Widebody



FULL-SIZED SHOWER

The 32" x 32" Corian® lined shower w/ skylight and upgraded handheld showerhead is a remarkable feature of this 22ft. coach.



SEPARATE DRY BATHROOM

Feel completely at home with this massive, fully-equipped dry bathroom that spans the entire rear end of the coach.



SOLID MAPLE CABINERY

Precise craftsmanship, a modern layout and high-quality materials offer abundant storage options inside and out.



MURPHY BED

The innovative Murphy Bed allows walk-around space on all sides when in use and effortlessly hides away against the wall when not needed.



LARGE GALLEY SINK

The ergonomically designed galley is now even more functional with the addition of a 13" x 17" stainless steel sink with high arc faucet.





PLATEAU XLTD

MERCEDES-BENZ SPRINTER Widebody

The Plateau XLTD widebody combines the versatility of two twin beds with a spacious floor plan loaded with storage. The front cab area has two separate workstations that can double as a morning coffee lounge.

The dry bathroom enhances the appeal of the XLTD with its spacious Corian® and glass corner shower and large vanity usually found in much larger coaches. Plenty of interior storage along with three exterior storage compartments ensure nothing will be left behind for extended trips.



FUEL TYPE:

Diesel

STANDARD ENGINE:

3.0L V6 BlueTEC

LENGTH (bumper to bumper):

22' 9" / 693 cm

OVERALL HEIGHT:

10' 9" / 328 cm

WIDTH:

7' 11" / 241 cm

LP TANK CAPACITY:

10.4 US Gal / 39 L

FRESH WATER TANK CAPACITY:

28 US Gal / 106 L

GREY WATER TANK CAPACITY:

20.4 US Gal / 77.2 L

BLACK WATER TANK CAPACITY:

17.4 US Gal / 65.9 L

TOWING CAPACITY:

4,220 lbs / 1,914 kgs



PLATEAU XLTD

MERCEDES-BENZ SPRINTER Widebody



HIGH GLOSS CABINERY

Available high gloss slab cabinetry offers a contemporary look, while providing a long-lasting, highly durable interior.



TWIN BED / DINETTE COMBO

This versatile arrangement easily converts from a dinette with ample seating into twin beds with a nightstand and storage.



FULLY EQUIPPED GALLEY

Corian® countertop, sink cover and backsplash, 13" x 17" stainless steel sink, two-burner LP stove, microwave/convection oven and generous storage options.



FULL-SIZED SHOWER

The easy to clean, Corian® lined shower features glass sliding doors, upgraded handheld showerhead and a skylight.



FLIP-UP WORKSTATIONS

Full swivel and reclining front seats pair perfectly with dual flip-up workstations that neatly fold out of the way when not in use.



PLATEAU XLTS

MERCEDES-BENZ SPRINTER Widebody

The Plateau XLTS widebody features a rear power sofa/bed that includes two lap seatbelts for travel and easily converts to a very comfortable 74" X 74" memory foam bed. This added flexibility will benefit travelers who may want to take extra passengers for travel or day trips.

The rear living area includes three large windows that offer a panoramic view of the outdoors and add to the bright and spacious feel inside. Two flip-up workstations, a full size dry bathroom and exceptional storage throughout help create one of our most flexible motorhomes.



FUEL TYPE:
STANDARD ENGINE:
LENGTH (bumper to bumper):
OVERALL HEIGHT:
WIDTH:

Diesel
3.0L V6 BlueTEC
22' 9" / 693 cm
10' 9" / 328 cm
7' 11" / 241 cm

LP TANK CAPACITY:
FRESH WATER TANK CAPACITY:
GREY WATER TANK CAPACITY:
BLACK WATER TANK CAPACITY:
TOWING CAPACITY:

10.4 US Gal / 39 L
28 US Gal / 106 L
20.4 US Gal / 77.2 L
17.4 US Gal / 65.9 L
4,220 lbs / 1,914 kgs



PLATEAU XLTS

MERCEDES-BENZ SPRINTER Widebody



QUEEN BED

Making the 74" x 74" queen bed is effortless using the inventive sliding support board that locks into place on the ottomans.



STORAGE

Fit all your essential items with the significant amount of storage options including 25 cu. ft. of exterior storage.



CORIAN® SOLID SURFACES

The galley is built for longevity with its solid, easy to maintain Corian® valence, backsplash, sink cover and countertop.



POWER SOFA

Equipped with two additional seat belts, memory foam cushions and strategically located USB ports, feel confident taking extra passengers on any trip.



ECO-ION LITHIUM BATTERIES

The high-performing, fast charging and maintenance-free coach batteries offer superior power storage for hassle-free use of your favourite devices.

BUILD YOUR OWN

SOLID MAPLE CABINERY



Blonde



Mocha
Standard on all models

HIGH GLOSS LAMINATE CABINERY



White Chocolate Slab
Optional for all widebody models



White Chocolate Radius
Optional for all standard body models

ULTRALEATHER® FABRIC



Almond




Graphite
Available on all models

CORIAN® COUNTERTOPS



Neutral Concrete



Carbon Concrete
Available on all models

MERCEDES-BENZ EXTERIOR COLOURS



Brilliant Silver Metallic



Grey White

RAM PROMASTER EXTERIOR COLOURS



Bright Silver Metallic

WARRANTY

PLEASURE-WAY WARRANTY

All 2019 Pleasure-Way motorhomes are backed by our Five Year Freedom Warranty.

Pleasure-Way Industries Ltd. warranties the specified new 2019 Pleasure-Way Motorhome free from defects in material and craftsmanship, on portions manufactured by Pleasure-Way Industries Ltd. under normal use and service.



FIVE YEAR FREEDOM WARRANTY

Coverage - 5 years or 60,000 miles / 100,000 kms Limited Warranty



Pleasure-Way Industries Ltd. is recognized for MasterUpfitter status by Mercedes-Benz.

MERCEDES-BENZ WARRANTY

Basic Limited Warranty

- Coverage - 3 years or 36,000 miles / 60,000 kms

Diesel Engine Limited Warranty

- Coverage - 5 years or 100,000 miles / 160,000 kms

Roadside Assistance

- 3 years or 36,000 miles / 60,000 kms

RAM PROMASTER WARRANTY USA

Basic Limited Warranty

- Coverage - 3 years or 36,000 miles

Powertrain Limited Warranty

- Coverage - 5 years or 60,000 miles

Roadside Assistance

- 5 years or 60,000 miles

RAM PROMASTER WARRANTY CANADA

Basic limited Warranty

- Coverage - 3 years or 60,000 kms

Powertrain Limited Warranty

- Coverage - 5 Years or 100,000 kms

Roadside Assistance

- 5 years or 100,000 kms

PLEASURE-WAY PERSONAL ASSISTANT

Whether you are a first time RV'er or a seasoned full-timer, we understand that it takes time to completely familiarize yourself with your new motorhome and all of its features. For this reason, you will be designated your very own Pleasure-Way Personal Assistant for the first 90 days of ownership!

Your personal assistant is a highly specialized and knowledgeable member of the Pleasure-Way team who works right here in our manufacturing facility and has access to all production departments and resources. Upon receiving the Pleasure-Way warranty registration of your new Pleasure-Way motorhome, your personal assistant will contact you and provide their contact information.

After that, your 90 days will begin and you will have access to your Pleasure-Way P.A. six days a week, via a dedicated, toll-free phone number, email or text message.

Your Pleasure-Way P.A. will be there to assist you in all matters pertaining to the operation of your Pleasure-Way motorhome. After your 90 day period expires, you will have all the confidence and knowledge to enjoy your new Pleasure-Way for years to come!





Lionel & Heidi Aucoin - Cape Breton Island, Nova Scotia

THE PLEASURE-WAY LIFESTYLE

Traveling in a Pleasure-Way motorhome affords some unique advantages over traditional RV'ing in a larger Class A, Class C or pull-type trailer. There are the more obvious advantages of stress-free driving, easy and accessible parking, and the ability to get into 'off the beaten track' locations.

You'll have the ability to visit friends and relatives for family functions, reunions, graduations and weddings. You can pack up and go without making hotel reservations or inconveniencing your host.

Whether you are a seasoned full-timer or a RV newbie, something has drawn you into the Pleasure-Way lifestyle. Memories will be created, friends will be made and stories will be shared.

The following photographs were submitted to us by our proud owners. We could not be more excited to share these wonderful images, which are the true embodiment of the Pleasure-Way lifestyle.

Front and inside cover photographs provided by Keren Lynn Photography.



Mark and Beth Haskell



Jane Lewis and Henry Van Stralen - Banff National Park, Alberta



Brad and Joy Adams - Fort De Soto, Florida



Chuck Fowler - Red Rock Coulee, Alberta



John and Lori DaSilva - New Hampshire



Mimi Hatch - Palo Duro Canyon State Park, Texas



Guido Smeets - Kaibab Ntl. Forest, AZ



Ken and Christine Wright - Turtle Beach, Florida

PLEASURE-WAY AMBASSADOR CREW

We believe our best salespeople are happy owners, and the PAC program offers the opportunity to reward members for their efforts to promote our motorhomes.

We provide our members with personalized PAC cards to hand out to potential clients or interested parties. These cards are used to gain loyalty rewards for both parties upon purchase of a new Pleasure-Way motorhome.

Visit pleasureway.com/pac to sign up and learn more.



Denise Waters, Barbara Cantone and Cynthia Bohanan

PLEASURE-WAY OWNERS' CLUBS

We believe that meeting new friends and sharing adventures is an important part of the Pleasure-Way experience. We are fortunate to have a wonderful group of people who have formed our Pleasure-Way owners' clubs. These clubs are based on the east and west coasts of the United States and western Canada.

Enjoying the outdoors, adventures and making new friends along the way is guaranteed while experiencing life in a Pleasure-Way and the owners' clubs rallies are a great place to get things going!

Visit us at pleasureway.com for more information about how to join and participate in Pleasure-Way owners' clubs events and rallies.

Regardless of where you live, owners from around North America have fallen in love with the Pleasure-Way lifestyle and participate in our club rallies. The Pleasure-Way owners' clubs are operated and run by owners, such as yourself, who enjoy the RV lifestyle and share the same passion for Pleasure-Way that we do.



Sue Hamilton, Rally by the Sea in St. Andrews, New Brunswick



Keren Lynn and Betty Lemley, Saskatchewan



Big Timber Rally in Montana

COACH SPECIFICATIONS

	ASCENT TS	LEXOR TS	LEXOR FL	PLATEAU TS	PLATEAU FL	PLATEAU XLMB	PLATEAU XLTD	PLATEAU XLTS		ASCENT TS	LEXOR TS	LEXOR FL	PLATEAU TS	PLATEAU FL	PLATEAU XLMB	PLATEAU XLTD	PLATEAU XLTS
Memory foam sofa cushions	•	•	•	•	•	•	•	•	Truma AquaGo® comfort plus water heater	•	•	•	•	•	•	•	•
Mocha or Blonde maple cabinetry	•	•	•	•	•	•	•	•	Dual 100ah Eco-Ion lithium batteries	•	•	•	•	•	•	•	•
Almond or Graphite Ultraleather®	•	•	•	•	•	•	•	•	Coach battery disconnect	•	•	•	•	•	•	•	•
3-way fridge/freezer 3.8 cu. ft.	•				•				45 amp converter w/ lithium charger	•	•	•	•	•	•	•	•
3-way fridge/freezer two door 6 cu. ft.				•					Flip-up countertop extension	•			•	•			
3-way fridge/freezer 6.7 cu. ft.						•			Flip-up workstation			•			•	•	•
3-way fridge/freezer 4.9 cu. ft.		•	•				•	•	Fan-Tastic Vent® w/ rain sensor	•	•	•	•	•	•	•	•
2.5 KW Onan® LP generator w/resonator	•			•	•	•	•	•	LP, CO and smoke detector	•	•	•	•	•	•	•	•
2.8 KW Onan® gas generator w/resonator		•	•						Xantrex™ 2000 watt inverter	•	•	•	•	•	•	•	•
Automatic generator start (AGS)	•	•	•	•	•	•	•	•	Monitor panel for LP & holding tanks	•	•	•	•	•	•	•	•
2-burner LP flush mount stove	•	•	•	•	•	•	•	•	Exterior shower	•	•	•	•	•	•	•	•
Microwave	•								Cable TV hook up	•	•	•	•	•	•	•	•
Microwave/convection oven		•	•	•	•	•	•	•	Winegard® Rayzar digital tv antenna	•	•	•	•	•	•	•	•
11,000 BTU roof mount air conditioner	•	•	•	•	•	•	•	•	Quick connect BBQ LP outlet	•	•	•	•	•	•	•	•
16,000 BTU auto-ignite furnace	•	•	•	•	•	•	•	•	Dual 7" touchscreen control panels	•	•	•	•	•	•	•	•
24" Smart LED TV w/ Blu-ray player	•	•	•	•	•				Inflatable air bed	•	•	•	•	•			•
32" Smart LED TV w/ Blu-ray player						•											
Bose® soundbar w/ Bluetooth®	•	•	•	•	•	•	•	•	COACH OPTIONS								
Lagun table mount system	•	•	•	•	•		•	•	High gloss radius laminate cabinetry	•	•	•	•	•			
Private wet bathroom w/ shower & sink	•	•	•	•	•				High gloss slab laminate cabinetry						•	•	•
Private dry bathroom w/ separate shower						•	•	•	Painted exterior moldings	•	•	•	•	•	S	S	S
Hitch and wiring	•	•	•	•	•	•	•	•	Solar pkg (95w to 475w) max W	190	285	285	285	285	475	475	475
Power awning	•	•	•	•	•	•	•	•	Alcoa Dura-Bright® aluminum wheels				•	•	•	•	•
Rear power sofa w/ two seatbelts	•	•	•	•	•			•	Rear door roll up screen	•	•	•	•	•			
Multiplex wiring w/ dimmable LED lighting	•	•	•	•	•	•	•	•	Side door roll up screen	•	•	•	•	•			
Shurflo® automatic demand water system	•	•	•	•	•	•	•	•	S = Standard								

CHASSIS SPECIFICATIONS

	MERCEDES-BENZ SPRINTER/SHORT WHEELBASE ASCENT TS	RAM PROMASTER CHASSIS LEXOR TS	RAM PROMASTER CHASSIS LEXOR FL	MERCEDES-BENZ SPRINTER/LONG WHEELBASE PLATEAU TS	MERCEDES-BENZ SPRINTER/LONG WHEELBASE PLATEAU FL	MERCEDES-BENZ CUTAWAY CHASSIS PLATEAU XLMB	MERCEDES-BENZ CUTAWAY CHASSIS PLATEAU XLTD	MERCEDES-BENZ CUTAWAY CHASSIS PLATEAU XLTS
--	--	--------------------------------	--------------------------------	--	--	--	--	--

GVWR	8,550 lbs / 3,878 kg	9,350 lbs /4,241 kg	9,350 lbs /4,241 kg	11,030 lbs / 5,003 kg w Dual Rear Wheel	11,030 lbs / 5,003 kg w Dual Rear Wheel	11,030 lbs / 5,003 kg w Dual Rear Wheel	11,030 lbs / 5,003 kg w Dual Rear Wheel	11,030 lbs / 5,003 kg w Dual Rear Wheel
GCWR	13,550 lb/6,146kg	11,500 lb/5,216 kg	11,500 lb/5,216 kg	15,250 lb/6,917 kg	15,250 lb/6,917 kg	15,250 lb/6,917 kg	15,250 lb/6,917 kg	15,250 lb/6,917 kg
Standard engine	3.0L V6 Blue Tec	3.6 L V6 Pentastar	3.6 L V6 Pentastar	3.0 L V6 Blue Tec	3.0 L V6 Blue Tec	3.0 L V6 Blue Tec	3.0 L V6 Blue Tec	3.0 L V6 Blue Tec
Fuel type/tank capacity	Diesel /24.5 us gal /93L	Gas/24 us gal/90 L	Gas/24 us gal/90 L	Diesel/24.5 us gal/93 L	Diesel/24.5 us gal/93 L	Diesel/26 us gal/100 L	Diesel/26 us gal/100 L	Diesel/26 us gal/100 L
HP rating	188 HP	283 HP	283 HP	188 HP	188 HP	188 HP	188 HP	188 HP
Torque rating	325 ft-lbs	260 ft-lbs	260 ft-lbs	325 ft-lbs	325 ft-lbs	325 ft-lbs	325 ft-lbs	325 ft-lbs
Wheelbase	144 inches	159 inches	159 inches	170 inches	170 inches	170 inches	170 inches	170 inches
Transmission	5sp Auto	6sp Auto	6sp Auto	5sp Auto	5sp Auto	5sp Auto	5sp Auto	5sp Auto
Locking fuel fill	Yes	No	No	Yes	Yes	Yes	Yes	Yes
Chassis air conditioning	Yes	Yes	Yes	Yes	Yes	Yes	Yes	Yes
Power windows, door locks, mirrors	Yes	Yes	Yes	Yes	Yes	Yes	Yes	Yes
Remote keyless entry	Yes	Yes	Yes	Yes	Yes	Yes	Yes	Yes
Steering wheel positioning	Tilt and telescopic	Telescopic	Telescopic	Tilt and telescopic	Tilt and telescopic	Tilt and telescopic	Tilt and telescopic	Tilt and telescopic
Breaking system (4 wheel)	Disc brakes with ABS	Disc brakes with ABS	Disc brakes with ABS	Disc brakes with ABS	Disc brakes with ABS	Disc brakes with ABS	Disc brakes with ABS	Disc brakes with ABS
Stability and traction control	Adaptive electronic	Electronic stability ctrl	Electronic stability ctrl	Adaptive electronic	Adaptive electronic	Adaptive electronic	Adaptive electronic	Adaptive electronic
Tire pressure monitoring	Yes	Yes	Yes	No	No	No	No	No
Tires (all season)	LT245 /75R /16	LT225/75R/16	LT225/75R/16	LT215/85R/16	LT215/85R/16	LT215/85R/16	LT215/85R/16	LT215/85R/16
Alternator/chassis battery	14v 200amp/12v 100ah	220amp/12v 95ah	220amp/12v 95ah	14v 200amp/12v 100ah	14v 200amp/12v 100ah	14v 200amp/12v 100ah	14v 200amp/12v 100ah	14v 200amp/12v 100ah
Air bags (driver and passenger)	Yes	Yes	Yes	Yes	Yes	Yes	Yes	Yes
In-dash navigation/audio/Bluetooth®	Yes	Yes	Yes	Yes	Yes	Yes	Yes	Yes
Back up camera system	Yes	Yes	Yes	Yes	Yes	Yes	Yes	Yes
Swivel seats (driver and passenger)	Yes	Yes	Yes	Yes	Yes	Yes	Yes	Yes
Smart wheel functions	Yes	Yes	Yes	Yes	Yes	Yes	Yes	Yes

MERCEDES-BENZ FEATURES

	MERCEDES-BENZ SPRINTER/SHORT WHEELBASE ASCENT TS	RAM PROMASTER CHASSIS LEXOR TS	RAM PROMASTER CHASSIS LEXOR FL	MERCEDES-BENZ SPRINTER/LONG WHEELBASE PLATEAU TS	MERCEDES-BENZ SPRINTER/LONG WHEELBASE PLATEAU FL	MERCEDES-BENZ CUTAWAY CHASSIS PLATEAU XLMB	MERCEDES-BENZ CUTAWAY CHASSIS PLATEAU XLTD	MERCEDES-BENZ CUTAWAY CHASSIS PLATEAU XLTS
--	--	--------------------------------	--------------------------------	--	--	--	--	--

Mercedes-Benz Collision Assist	Standard	N/A	N/A	Standard	Standard	Standard	Standard	Standard
Mercedes-Benz High Beam Assist	Standard	N/A	N/A	Standard	Standard	Standard	Standard	Standard
Mercedes-Benz Blind Spot Assist	Standard	N/A	N/A	Standard	Standard	N/A	N/A	N/A
Mercedes-Benz Lane Keeping Assist	Standard	N/A	N/A	Standard	Standard	Standard	Standard	Standard

WEIGHTS AND MEASURES

	MERCEDES-BENZ SPRINTER/SHORT WHEELBASE ASCENT TS	RAM PROMASTER CHASSIS LEXOR TS	RAM PROMASTER CHASSIS LEXOR FL	MERCEDES-BENZ SPRINTER/LONG WHEELBASE PLATEAU TS	MERCEDES-BENZ SPRINTER/LONG WHEELBASE PLATEAU FL	MERCEDES-BENZ CUTAWAY CHASSIS PLATEAU XLMB	MERCEDES-BENZ CUTAWAY CHASSIS PLATEAU XLTD	MERCEDES-BENZ CUTAWAY CHASSIS PLATEAU XLTS
--	--	--------------------------------	--------------------------------	--	--	--	--	--

Length (bumper to bumper)	19' 5" / 592 cm	20' 11" / 637 cm	20' 11" / 637 cm	22' 9" / 693 cm	22' 9" / 693 cm	22' 9" / 693 cm	22' 9" / 693 cm	22' 9" / 693 cm
Width w/ side mirrors extended	7' 11" / 241 cm	8' 2.5" / 250 cm	8' 2.5" / 250 cm	7' 11" / 241 cm	7' 11" / 241 cm	9' 1.5" / 278 cm	9' 1.5" / 278 cm	9' 1.5" / 278 cm
Width w/ side mirrors retracted	7' 1" / 216 cm	7' 5" / 226 cm	7' 5" / 226 cm	7' 1" / 216 cm	7' 1" / 216 cm	7' 11" / 241 cm	7' 11" / 241 cm	7' 11" / 241 cm
Overall height	9' 7" / 292 cm	9' 3.5" / 283 cm	9' 3.5" / 283 cm	9' 8" / 295 cm	9' 8" / 295 cm	10' 9" / 328 cm	10' 9" / 328 cm	10' 9" / 328 cm
Interior standing height	6' 3" / 190 cm	6' 3" / 190 cm	6' 3" / 190 cm	6' 3" / 190 cm	6' 3" / 190 cm	6' 8" / 203 cm	6' 8" / 203 cm	6' 8" / 203 cm
Fresh water tank capacity	20 us gal / 75 L	29 us gal / 109 L	29 us gal / 109 L	24 us gal / 91 L	24 us gal / 91 L	28 us gal / 106 L	28 us gal / 106 L	28 us gal / 106 L
Grey water tank capacity	15 us gal / 57 L	20 us gal / 75 L	20 us gal / 75 L	35 us gal / 132 L	35 us gal / 132 L	30 us gal / 113.6 L	20.4 us gal / 77.2 L	20.4 us gal / 77.2 L
Black water tank capacity	12 us gal / 45 L	12 us gal / 45 L	12 us gal / 45 L	12 us gal / 45 L	10 us gal / 38 L	19.2 us gal / 72.7 L	17.4 us gal / 65.9 L	17.4 us gal / 65.9 L
LP gas tank capacity	8.16 us gal / 31 L	4.7 us gal / 18 L	4.7 us gal / 18 L	8.16 us gal / 31 L	8.16 us gal / 31 L	10.4 us gal / 39 L	10.4 us gal / 39 L	10.4 us gal / 39 L
Towing capacity	5,000 lbs / 2,268 kg	2,150 lbs / 975kg	2,150 lbs / 975kg	4,220 lbs / 1,914 kg	4,220 lbs / 1,914 kg	4,220 lbs / 1,914 kg	4,220 lbs / 1,914 kg	4,220 lbs / 1,914 kg
Queen bed size	70" W X 72" L	73" W X 76" L	73" W X 76" L	70" W X 76" L	70" W X 76" L	60" W X 74" L		74" W X 74" L
Driver side rear single bed	24" W X 70" L	26" W X 76" L	26" W X 76" L	24" W X 76" L	24" W X 76" L		29" W X 74" L	29" W X 74" L
Passenger side rear single bed	24" W X 72" L	26" W X 76" L	26" W X 76" L	24" W X 76" L	24" W X 76" L		29" W X 74" L	29" W X 74" L
King bed (XLTD)							86" W X 74" L	

Due to our policy of continuous improvements, Pleasure-Way Industries Ltd. reserves the right to make product changes at any time without notice and without incurring obligations whatsoever, including but not limited to: prices, styling, design, colors, construction, equipment, materials, and specifications. Some motorhomes depicted in the brochure may be shown with optional equipment. Please see your dealer for additional information or contact Pleasure-Way Industries Ltd. estimated fuel consumption may vary depending on conditions and driving habits. Estimates are based on consumer feedback.



PW *Tofino*

THE REBIRTH *OF A CLASSIC*

Built on the Ram ProMaster 1500 chassis with a 136" wheelbase, the Tofino measures 17' 9" long, with an enormous 2000 pound O.C.C.C. The sporty styling and large storage capacity, combined with two separate sleeping areas create the most versatile van in our line-up.

Reminiscent of the classic Pleasure-Way Traverse, the all new Tofino camper van embraces minimalistic design yet still features our cutting edge technology such as: two 100 Ah lithium coach batteries, 2000 watt inverter, multiplex wiring, touchscreen control panel with remote, real time amperage meter and available 200 watt solar package.

All of this will allow for extended periods of dry camping and eliminates the guess work regarding your power usage/capacity. Plumbing lines, fresh and grey water tanks are located on the inside, making the Tofino four season capable!

An incredible 70 cubic feet of rear cargo storage offers ample space for bikes, golf clubs or camping gear. The optional roof rack allows you to take additional gear like paddle boards and kayaks. The spacious upper bunk offers comfort and convenience complete with a remote to control interior lighting.







STANDARD EQUIPMENT

- Dometic AC/DC refrigerator
- 2000 watt inverter
- Induction cooktop
- Multiplex wiring
- Touchscreen control panel w/ remote
- 2 X 100 Ah Eco Ion lithium coach batteries
- 16,000 BTU furnace
- 45 amp lithium converter/charger
- Sunbrella® roof tenting
- Stainless steel sink
- 15 gallon fresh water tank
- 8 gallon grey water tank
- City water hook up
- Shurflo® demand water pump
- Folding rear sofa w/ 2 seat belts
- Tubular running boards
- LP BBQ quick connect
- Overhead bunk 49" X 72"
- Rear sofa bed 54" X 72"
- Pleasure-Way Five Year Freedom Limited Warranty

RAM 1500 PROMASTER CHASSIS

- 8550 lb GVWR
- 3.6L Pentastar V6 engine
- 91L/24 US gallon fuel tank
- 6 Speed automatic transmission
- 280 HP
- 220 amp alternator
- Air conditioning
- Power windows
- Power folding heated mirrors
- Speed control
- Anti-lock disk brakes
- Advanced multistage airbags
- U-Connect® 3 nav 5" display
- Tire pressure monitoring display
- Adjustable swivel driver/passenger seats
- 16" aluminum wheels
- Hitch & seven pole wiring
- Exterior length 17' 9"
- Exterior width (w/ side mirrors retracted) 7' 6"
- Exterior height (w/o roof rack) 8' 2"

OPTIONAL EQUIPMENT

- Painted exterior moldings
- Side door roll up screen
- Rear door roll up screen
- 100 watt (5amp) solar package
- 200 watt (10amp) solar package
- Roof rack



DEEP CHERRY RED CRYSTAL PEARL / BRIGHT SILVER METALLIC / GRANITE CRYSTAL METALLIC



LEXOR TS
Ram ProMaster



LEXOR FL
Ram ProMaster



ASCENT TS
Mercedes-Benz Sprinter



PLATEAU TS
Mercedes-Benz Sprinter



PLATEAU FL
Mercedes-Benz Sprinter



PLATEAU XLMB
Mercedes-Benz Sprinter



PLATEAU XLTD
Mercedes-Benz Sprinter



PLATEAU XLTS
Mercedes-Benz Sprinter



Pleasure-Way Industries Ltd.
302 Portage Avenue, Saskatoon, SK, Canada S7J 4C6
Tel: 800.364.0189 Fax: 306.934.7085
www.pleasureway.com