



2019 JAY FLIGHT



2
YEAR
LIMITED
WARRANTY



Lake Washington, Summer 1988

JAY FLIGHT SLX 7



184BS
 WEIGHT: 3,210 lb.
 SLEEPS: 3-4



174BH EXTERIOR



FEATURES:

1. SHAW RESIDENTIAL CARPET
2. DIAMONDFLO VINYL FLOORING
3. INTERIOR LED LIGHTING
4. 6 CU. FT. REFRIGERATOR
5. OVEN WITH 3 BURNER COOKTOP
6. 4 INCH THICK BUNK MATS
7. MICROWAVE
8. SOLID SURFACE LOOK COUNTERTOPS
9. DUCTED A/C WITH THERMOSTAT CONTROL
10. AM/FM RADIO WITH BLUETOOTH



JAY FLIGHT SLX 8



284BHS
WEIGHT: 6,160 lb.
DÉCOR: CHARCOAL
SLEEPS: 8-10



284BHS BEDROOM

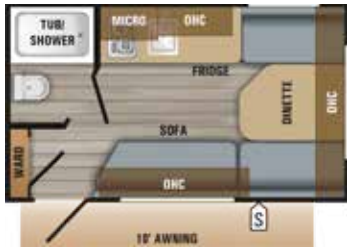


EXTERIOR STORAGE

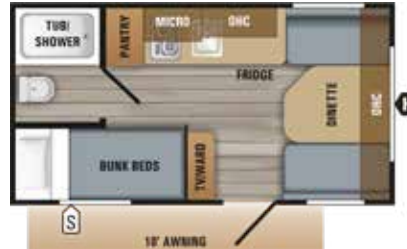


264BH BUNKROOM

JAY FLIGHT SLX 7 FLOORPLANS



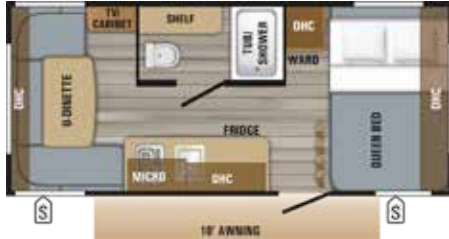
145RB



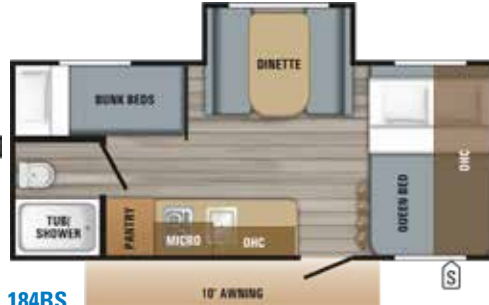
154BH



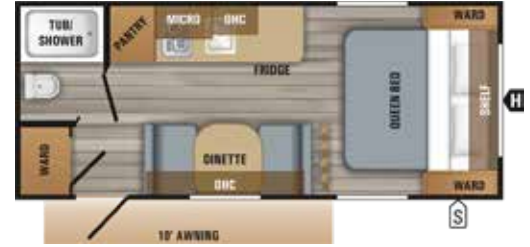
174BH



175RD



184BS



195RB

LEGEND

	STORAGE		OVERHEAD CABINETS
	TRAILER HITCH		REFRIGERATOR
	MICROWAVE		WARDROBE

OPTIONS

A	B
CHILL N' STOR	HIDE-A-BED

JAY FLIGHT SLX SPECS

FLOORPLAN		EXTERIOR TRAVEL LENGTH	EXTERIOR WIDTH	EXTERIOR HEIGHT (WITH A/C)	INTERIOR HEIGHT	UNLOADED VEHICLE WEIGHT	DRY HITCH WEIGHT	GROSS VEHICLE WEIGHT RATING	CARGO CARRYING CAPACITY	FRESH WATER CAPACITY (INCLUDES WATER HEATER)	GREY WASTE WATER CAPACITY	BLACK WASTE WATER CAPACITY	SLEEP CAPACITY
SLX 7	145RB	16' 6"	7' 1"	9' 4"	6' 1"	2,380	250	2,995	615	16.0	19.9	19.9	3
	154BH	17' 10"	7' 1"	9' 5"	6' 1"	2,520	280	3,250	730	16.0	19.9	19.9	4 - 6
	174BH	21' 6"	7' 1"	9' 5"	6' 1"	2,935	305	3,750	815	26.0	19.9	19.9	5 - 8
	175RD	20' 7"	7' 1"	9' 6"	6' 1"	2,860	335	3,750	890	26.0	19.9	19.9	3 - 4
	184BS	21' 5"	7' 1"	9' 5"	6' 1"	3,210	400	3,950	740	26.0	19.9	19.9	5 - 8
	195RB	21' 8"	7' 1"	9' 3"	6' 1"	2,890	265	3,750	860	26.0	19.9	19.9	3 - 4
SLX 8	212QB	25' 6"	8' 0"	10' 6"	6' 9"	4,215	460	5,500	1,285	48	39	33	4 - 5
	224BH	26' 6"	8' 0"	10' 6"	6' 9"	4,500	440	5,500	1,000	48	39	39	7 - 8
	232RB	27' 2"	8' 0"	10' 6"	6' 9"	4,240	475	5,600	1,360	48	39	39	4 - 5
	235RKS	27' 11"	8' 0"	11' 0"	6' 9"	5,470	555	7,000	1,530	44	78*	39	2
	242BHS	29' 2"	8' 0"	11' 1"	6' 9"	5,465	650	7,000	1,535	44	39	39	7 - 8
	244BHS	28' 8"	8' 0"	11' 0"	6' 9"	5,595	670	6,750	1,155	44	39	39	5 - 8
	245RLS	28' 1"	8' 0"	11' 0"	6' 9"	5,250	545	7,000	1,750	44	39	39	4 - 5
	264BH	29' 3"	8' 0"	10' 6"	6' 9"	4,590	470	6,000	1,410	48	39	39	8 - 9
	265RLS	30' 11"	8' 0"	11' 0"	6' 9"	5,975	685	7,000	1,025	44	39	39	4 - 6
	267BHS	30' 2"	8' 0"	11' 0"	6' 9"	5,690	670	7,000	1,310	44	39	39	8 - 10
	284BHS	33' 5"	8' 0"	11' 0"	6' 9"	6,160	721	7,500	1,340	44	39	39	8 - 10
	287BHS	33' 5"	8' 0"	11' 0"	6' 9"	6,140	665	7,500	1,360	44	39	39	8 - 10
	294QBS	35' 5"	8' 0"	11' 1"	6' 9"	6,620	755	8,250	1,630	44	39	47.5*	8 - 13
	298BH	31' 11"	8' 0"	10' 6"	6' 9"	5,105	555	6,250	1,145	42	39	39	8 - 10
	324BDS	36' 2"	8' 0"	11' 2"	6' 9"	7,625	909	9,000	1,375	46	39	47.5*	8 - 14

*Split tanks

Unloaded Vehicle Weight (UVW): Sometimes referred to as "Dry Weight," UVW means the typical weight of this trailer as built at the factory. The UVW, as used in product literature and other promotional materials, does not include cargo, fresh water, propane, options or dealer-installed accessories.

Gross Vehicle Weight Rating (GVWR): GVWR means the maximum permissible weight of the trailer, including the UVW plus personal items, all cargo, fluids, options and dealer-installed accessories. The GVWR is equal to or greater than the sum of the UVW and the CCC.

Cargo Carrying Capacity (CCC): CCC means the maximum weight of personal items, food, fresh water, propane, tools, other cargo and dealer-installed accessories that can be carried by the trailer. CCC is equal to or less than GVWR minus UVW. The addition of options will decrease the CCC.

Hitch Weight (HW): The hitch weight, as used in product literature and other promotional materials, does not include cargo, fresh water, propane gas, options or dealer-installed accessories. The addition of these types of items will either add to or subtract from the stated hitch weight.

It is important for your safety and enjoyment that your tow vehicle be adequately sized and equipped to tow and handle the GVWR of the RV you select. Review weights and rating of your tow vehicle and consult a competent advisor for questions or advice. Whether you are new to RVing or a veteran, get a feel for the performance of your tow vehicle before heading out on the roadways. When you tow an RV, you must drive differently than when you drive a single vehicle. Practice hooking up, driving, backing up and braking in a safe environment or seek out professional instruction. Jayco affixes a weight label to each RV which lists weight information for that vehicle. See specifications chart above.

JAY FLIGHT SLX 8 FLOORPLANS



212QB



224BH



232RB OPTION A



235RKS



242BHS



244BHS



245RLS OPTION A



264BH



265RLS OPTION B



267BHS OPTION B



284BHS OPTION B



287BHS OPTION B



294QBS OPTION B



298BH



324BDS OPTION B

JAY FLIGHT

FEATURES:

1. HIGH RISE FAUCET WITH PULLOUT SPRAYER (ELITE)
2. AM/FM/CD/DV PLAYER WITH MP3 INPUT AND BLUETOOTH®
3. SHAW RESIDENTIAL CARPET
4. DECORATIVE LIGHTING
5. INTERIOR LED LIGHTS
6. 8 CU. FT. REFRIGERATOR
7. PLEATED SHADES
8. DIAMONDFLOR VINYL FLOORING
9. LED TV (OPTIONAL)
10. SOLID SURFACE LOOK COUNTERTOPS



34RSBS

WEIGHT: 8,835 lb.
DÉCOR: TOFFEE
SLEEPS: 4 - 6

POPULAR OPTIONS



FIBERGLASS SIDEWALLS WITH FRAMELESS WINDOWS



THERMAL PACKAGE: INSULATED, HEATED AND ENCLOSED UNDERBELLY AND REFLECTIVE FOIL INSULATION IN MAIN ROOF AND SLIDEOUT FLOORS (N/A 21QB, 26BH & 298BH)

ELITE PACKAGE (MANDATORY)

- Black tank flush
- Porcelain foot flush toilet
- Second fresh water tank (total 80 gallon capacity)
- Large main entry door grab handle
- Stainless kitchen appliances
- Upgraded kitchen faucet with pullout sprayer
- Kitchen sink cover and rolling drying rack
- Hardwood frame shaker style cabinet doors
- AM/FM/CD/DVD player with MP3 input and Bluetooth & HDMI connectivity
- Solar prep
- Dual USB and 12V charging port
- Deluxe bedspread with pillows
- Simmons mattress



POWER AWNING WITH SPEAKERS AND LED LIGHTS



28BHS KITCHEN



OUTSIDE KITCHEN (SELECT MODELS)



AM/FM/CD/DVD PLAYER WITH MP3 INPUT, BLUETOOTH, & HDMI CONNECTIVITY



SPARE TIRE WITH COVER



DUAL 30LB. PROPANE TANKS WITH COVER



DINETTE STORAGE WITH REMOVABLE TRAYS



LIGHTED STEP



28BHS BATHROOM



34RSBS BEDROOM

JAY FLIGHT FLOORPLANS



21QB



26BH **OPTION G**



28RLS **OPTIONS: A, C**



29BHDB **OPTION C**



24RBS **OPTION A**



28BHS **OPTION C**



28BHE **OPTION C**



29RKS **OPTIONS: A, C, D**

JAY FLIGHT SPECS

FLOORPLAN	EXTERIOR TRAVEL LENGTH	EXTERIOR WIDTH	EXTERIOR HEIGHT W/AC	INTERIOR HEIGHT	UNLOADED VEHICLE WEIGHT (LBS.)	DRY HITCH WEIGHT (LBS.)	GROSS VEHICLE WEIGHT RATING (LBS.)	CARGO CARRYING CAPACITY (LBS.)	FRESH WATER CAPACITY (GAL.) (INCLUDES WATER HEATER)	GREY WASTE WATER CAPACITY (GAL.)	BLACK WASTE WATER CAPACITY (GAL.)	SLEEP CAPACITY
21QB	25' 6"	8' 0"	10' 6"	6' 9"	4,455	530	6,500	2,045	90	33	39	4 - 5
24RBS	28' 8"	8' 0"	11' 1"	6' 9"	5,605	625	7,500	1,895	82	39	39	4 - 5
26BH	29' 3"	8' 0"	10' 7"	6' 9"	4,890	510	7,000	2,110	90	39	39	8 - 9
28BHBE	33' 5"	8' 0"	11' 2"	6' 9"	6,615	635	9,250	2,635	82	39	39	8 - 10
28BHS	33' 2"	8' 0"	11' 1"	6' 9"	6,650	788	8,750	2,100	82	78*	39	8 - 10
28RLS	32' 5"	8' 0"	11' 2"	6' 9"	6,485	705	8,800	2,315	82	39	39	4 - 6
29BHDB	34' 2"	8' 0"	11' 2"	6' 9"	6,930	832	9,250	2,320	82	78*	78*	8 - 10
29RKS	33' 9"	8' 0"	11' 3"	6' 9"	6,895	813	9,500	2,605	86	78*	39	4 - 6
32BHDS	36' 2"	8' 0"	11' 2"	6' 9"	8,025	845	9,995	1,970	86	39	41*	8 - 12
32RLK	TBD	8' 0"	TBD	6' 9"	TBD	TBD	TBD	TBD	TBD	TBD	TBD	4 - 6
32TSBH	36' 2"	8' 0"	11' 2"	6' 9"	8,625	800	10,950	2,325	86	41*	39	9 - 14
33RBTS	37' 8"	8' 0"	11' 3"	6' 9"	8,690	915	10,950	2,260	86	71.5*	39	8 - 14
34MBDS	TBD	8' 0"	TBD	6' 9"	TBD	TBD	TBD	TBD	TBD	TBD	TBD	7 - 10
34RSBS	TBD	8' 0"	TBD	6' 9"	TBD	TBD	TBD	TBD	TBD	TBD	TBD	5 - 8
38BHDS	40' 4"	8' 0"	11' 3"	6' 9"	8,395	1,130	10,950	2,555	86	39	39	6 - 14
38FDDS	40' 4"	8' 0"	11' 3"	6' 9"	8,280	1,105	10,950	2,670	86	39	39	5 - 8

*Split tanks



32BHDS OPTION C



32RLOK OPTIONS: A, B, C, D



32TSBH OPTION C



33RBT Options: A, C, F



34MBDS OPTIONS: C, D



34RSBS OPTIONS: A, C, D, E



38BHDS OPTIONS: B, C, E, H, I



38FDDS OPTIONS: B, C, E

LEGEND

	STORAGE		MICRO	MICROWAVE
	TRAILER HITCH		OHC	OVERHEAD CABINETS
	LAV		FRIDGE	REFRIGERATOR
	MED		WARD	WARDROBE

OPTIONS

TABLE & CHAIRS	RV DOOR	HIDE-A-BED	PATIO DOOR	KING BED	SOFA WITH REAR FOLDING BUNK	CHIL'N' STOR	FRONT QUEEN BED	FRONT QUAD BUNK

Unloaded Vehicle Weight (UUV): Sometimes referred to as "Dry Weight," UUV means the typical weight of this trailer as built at the factory. The UUV, as used in product literature and other promotional materials, does not include cargo, fresh water, propane, options or dealer-installed accessories.

Gross Vehicle Weight Rating (GVWR): GVWR means the maximum permissible weight of the trailer, including the UUV plus personal items, all cargo, fluids, options and dealer-installed accessories. The GVWR is equal to or greater than the sum of the UUV and the CCC.

Cargo Carrying Capacity (CCC): CCC means the maximum weight of personal items, food, fresh water, propane, tools, other cargo and dealer-installed accessories that can be carried by the trailer. CCC is equal to or less than GVWR minus UUV. The addition of options will decrease the CCC.

Hitch Weight (HW): The hitch weight, as used in product literature and other promotional materials, does not include cargo, fresh water, propane gas, options or dealer-installed accessories. The addition of these types of items will either add to or subtract from the stated hitch weight.

It is important for your safety and enjoyment that your tow vehicle be adequately sized and equipped to tow and handle the GVWR of the RV you select. Review weights and rating of your tow vehicle and consult a competent advisor for questions or advice. Whether you are new to RVing or a veteran, get a feel for the performance of your tow vehicle before heading out on the roadways. When you tow an RV, you must drive differently than when you drive a single vehicle. Practice hooking up, driving, backing up and braking in a safe environment or seek out professional instruction. Jayco affixes a weight label to each RV which lists weight information for that vehicle. See specifications chart above.

STANDARDS AND OPTIONS

Interior Equipment	SLX 7	SLX 8	Jay Flight
DiamondFlor® vinyl flooring	S	S	S
Digital TV antenna	S	S	S
4 inch thick bunk mats (select models)	S	S	S
6 gallon gas DSI water heater (10 gallon in 38BHDS, 38FDDS)	S	S	S
Bathroom skylight	S	S	S
Brushed nickel faucets	S	S	S
Pleated window shades	S	S	S
Queen Simmons® mattress (select models)	S	S	S
Range hood	S	S	S
Residential height plywood bed platforms	S	S	S
Seamless solid-surface look kitchen countertops with undermount sink	S	S	S
Shaker style cabinet doors	S	S	S
Shower curtain with curved shower track (select models)	S	S	S
Wardrobe/pantry storage	S	S	S
Water heater bypass	S	S	S
Cable/satellite TV hookup	S	S	Elite
Chocolate Maple cabinet doors	S	S	Elite
300 lb. rated bunk beds (select models)	S	S	S
Bedsprad with pillows and shams (select models)	0	0	S
Marine toilet with foot flush	S	S	
Microwave oven	S	S	
Premium multimedia sound system with MP3/iPod® input jacks and Bluetooth® connectivity	S	S	
Wood trimmed mirror in bathroom	S	S	
3 burner range with 9,000 BTU SuperBurner™ and piezo igniter		S	S
81 inch ceiling height		S	S
Backup/security camera prep		S	S
J-Steel™ jackknife sofa		S	S
Privacy curtains in bunk areas (select models)		S	S
Queen bed struts		S	S
Shaw® residential-grade carpet (select models)		S	S
Smoke glass cabinet inserts (select models)		S	S
Tub surround		S	S
600 lb. rated bunk beds (double bunks only)		S	S
Hide-a-bed (select models)		0	0
28 inch LED TV (select models)		0	0
32 inch LED TV (select models)		0	0
50 inch LED TV (standard on 284BHS & 34RSBS)		S	0

Interior Equipment (Continued)	SLX 7	SLX 8	Jay Flight
39 inch LED TV (select models)			0
3 cu. ft. refrigerator with temperature controls	S		
2 burner range	S		
6 cu. ft. refrigerator with temperature controls		S	
Oven		S	
8 cu. ft. refrigerator (18 cu. ft. in 38BHDS, 38FDDS)			S
Coat hook by entry door (select models)			S
Decorative dinette and slideout room lighting (SuperSlide models)			S
Kitchen sink covers with rolling drying rack			S
Porcelain foot flush toilet			S
Up/down style dinette table (main booth dinette only)			S
Upgraded kitchen faucet with pull out sprayer			S
Vented bunk windows (select models)			S
Vented kitchen window			S
Vented windows in slideout room end walls (SuperSlide models)			S
Sofa with folding bunk (33RBTS)			S
Stainless kitchen appliances			S
Dual USB and 12V charging port			S
Wooden bedroom doors (select models)			S
Glass shower door (select models)			S
Main bed struts			S
Hidden switch command/charging center			S
AM/FM/CD/DVD player with MP3 input and Bluetooth & HDMI® connectivity			S
Bathroom power vent			S
Carpet in living area (34RSBS, 38FDDS)			0
Carpet in rear bedroom (32TSBH)			0
Fireplace (33RBTS, 38BHDS) (standard on 34RSBS)			0
King bed (34RSBS, 38BHDS, 38FDDS)			0
Kitchen skylight with shade (n/a in 21QB)			0
Rear sofa with folding bunk (33RBTS)			0
Freestanding table with 4 chairs (select models)			0
Front quad bunk (38BHDS)			0
Front queen bed (38BHDS)			0

Exterior Equipment	SLX 7	SLX 8	Jay Flight
Magnum Truss™ Roof System with seamless DiFlex II material	S	S	S
Fully integrated A-frame	S	S	S
58 inch tongue and groove plywood floor decking	S	S	S
Goodyear® tires with galvanized steel, impact-resistant wheel wells	S	S	S
30 amp service	S	S	S

Exterior Equipment (Continued)	SLX 7	SLX 8	Jay Flight
Large exterior downspouts	S	S	S
Exterior cable TV hookup	S	S	S
Front diamond plate	S	S	S
Entrance doors and baggage doors all Keyed Alike™	S	S	S
Spare tire with cover	S	S	CVP
Power awning with LED lights & speakers	CVP	CVP	S
13,500 BTU roof-mounted A/C	0	S	CVP
I-class™ cambered structural steel I-beams		S	S
Stabilizer jacks with sand pads (4)		S	S
2 sided reflective foil insulation in flush floor slideout floors		S	S
Pullout camp kitchen (select models)		S	S
Keyblock exterior TV bracket		S	S
Outside shower		S	CVP
Solar prep		S	Elite
30 lb. propane bottles (2)		0	S
15,000 BTU, roof-mounted A/C		0	0
50 amp service with second A/C prep (select models) (standard on 34RSBS)		0	0
Chil N' Stor (select models)		0	0
Wall-mounted 8,000 BTU A/C	S		
3 inch cambered steel box tube frame	S		
Indoor/outdoor dinette table	S		
Front window with integrated rock guard	S		
20 lb. propane bottle	S		
Stabilizer jacks with sand pads (2)	S		
20 lb. propane bottles (2)		S	
Backup camera prep		S	
Enclosed underbelly		0	
Utility lighting system			S
Outside kitchen (optional in 31QBDS)			S
Black tank flush			S
30 inch x 72 inch main entrance door			S
Power tongue jack			CVP
Large main entry door grab handle			Elite
Second fresh water tank (total 80 gallon capacity)			Elite
Aluminum rims			0
Exterior bumper-mount grill			0
Fiberglass sidewalls with frameless windows			0
Patio door (29RKS, 34RSBS) (standard on 38BHDS, 38FDDS)			0
Roof ladder			0
Electric stabilizer jacks (4)			0
2nd A/C in bedroom (select models)			0
Cargo accessory receiver (select models)			0

Customer Value Package for Jay Flight SLX 8 (MANDATORY)

- Goodyear® tires (made in the U.S.A.)
- 6-gallon gas DSI water heater
- Bathroom skylight
- Front diamond plate
- Pleated window shades
- Power awning with LED lights & speakers
- Range hood
- Stabilizer jacks with sand pads (4)
- Water heater bypass

Customer Value Package for Jay Flight (MANDATORY)

- 13,500 BTU, roof mounted A/C
- 30 lb. propane bottles with cover (2)
- 6 gallon gas/electric DSI water heater (10 gallon in 38BHDS, 38FDDS)
- Bathroom power vent
- Bathroom skylight
- Cable/satellite TV hookup
- Digital TV antenna
- Keyed-Alike™ entry & baggage doors
- Goodyear tires (made in the U.S.A.)
- Outside shower
- Power tongue jack
- Spare tire with cover
- Tub surround
- Water heater bypass
- Power awning with LED lights & speakers
- 8 cu. ft. refrigerator (18 cu. ft. in 38BHDS, 38FDDS)

JAY FLIGHT INTERIOR DÉCOR



JAY FLIGHT SLX 8 INTERIOR DÉCOR





50 YEARS OF FAMILY FUN!

Founded on the family farm by Lloyd and Bertha Bontrager, Jayco has been a staple in the Middlebury community since 1968. The company logo has become synonymous with quality, integrity and Generations of Family Fun. What started as a 15-employee operation producing camping trailers has grown into a family of over 4,000 employees, spanning four campuses, producing a full line of recreation vehicles. To join the celebration and learn more about Jayco's history, visit www.jayco.com/50th/.



Scan to
learn more.



TRAVEL WITH CONFIDENCE

At Jayco, we build our RVs to handle every adventure, then back them with our industry-leading 2-year limited warranty. We, with support from our select partners, have you covered for **2 camping seasons**. That's **730 days**. You won't find a better warranty in the business, because the only strings we attach are those that deliver the ultimate in reliability. That's the Jayco difference. So go explore. For a copy of our 2-year limited warranty with complete terms and conditions, please contact your local Jayco dealer.



JAYCO'S ROOF vs. OTHER ROOFS



4,500 POUNDS ON A JAYCO ROOF VS. OTHER ROOFS

THE MAGNUM TRUSS™ ROOF SYSTEM

50 percent stronger



Featuring Durawall® Technology—ENGINEERED
to help you tow with confidence



MADE IN USA



Jayco, Inc. | P.O. Box 460 | Middlebury, IN 46540 See dealer for further information and prices. All information in this brochure and on www.jayco.com is the latest available at the time of publication approval. Jayco reserves the right to make changes and to discontinue models without notice or obligation. Photography may show optional equipment or props used for decoration purposes only. RVs built for sale in Canada may differ to conform to Canadian codes. JAYCO and the JAYCO BIRD IN FLIGHT are registered trademarks of Jayco, Inc. Printed in U.S.A. 20K EJ 10/18 ©2018 Jayco, Inc. 274877-1

Follow Jayco
#Jayco50



Meet your Jayco Dealer

We work hard—so you can play hard. From finding the perfect Jayco for your family to providing flexible financing options and full-service support, we're here to help.