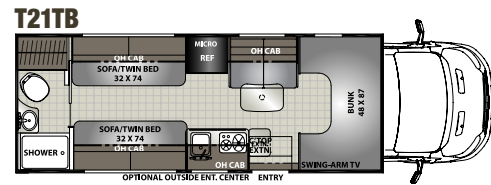
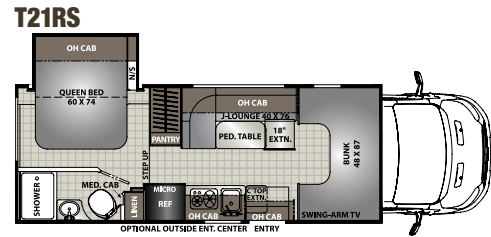
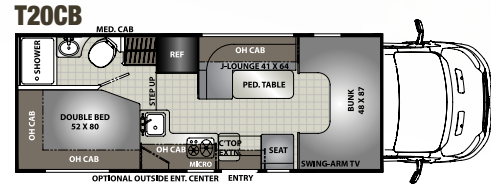




T21TB (with vinyl graphics)



ORION TRAVELER



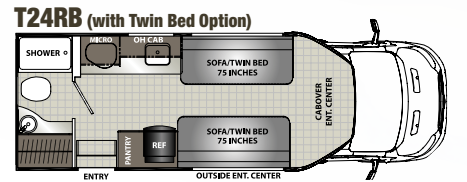
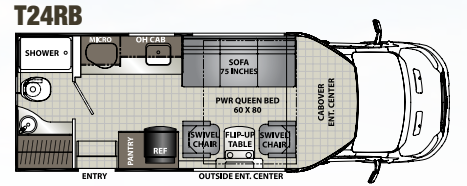
T21TB



T24RB



T24RB (with optional full paint)



SPECIFICATIONS

MODEL	T20CB	T21TB	T21RS	T24RB
Chassis	Ford Transit T350	Ford Transit T350	Ford Transit T350	Ford Transit T350
Engine	V6 3.7L	V6 3.7L	V6 3.7L	V6 3.7L
Horse Power	275	275	275	275
Torque	260	260	260	260
Wheel Base	156"	156"	156"	156"
GVWR (lbs.)	10,360	10,360	10,360	10,360
GCWR (lbs.)	12,125	12,125	12,125	12,125
UVW (approx. lbs.)	7,988	7,906	8,113	8,084
CCC (approx. lbs.)	2,372	2,454	2,247	2,276
GAWR Front (lbs.)	4,130	4,130	4,130	4,130
GAWR Rear (lbs.)	7,275	7,275	7,275	7,275
Interior Height	6' 9"	6' 9"	6' 9"	6' 7"
Exterior Width	7' 7"	7' 7"	7' 7"	7' 7"
Exterior Height (with A/C)	10' 6"	10' 6"	10' 6"	10' 2"
Exterior Length (with Hitch)	23' 9"	23' 9"	23' 9"	24' 0"
Hitch Weight (lbs.)	2,000	2,000	2,000	2,000
Fuel Capacity (gal.)	25	25	25	25
LP Capacity (lbs.)	40	40	40	40
Fresh Water Capacity (gal.)	38	37	38	28
Water Heater Capacity (gal.)	6	6	6	6
Grey Tank Capacity (gal.)	26	32	32	32
Black Tank Capacity (gal.)	21	32	27	32
Exterior Storage (cu. ft.)	60	24	35	25
Awning Length	14'	14'	14'	14'

GVWR (Gross Vehicle Weight Rating) is the maximum permissible weight of the unit when fully loaded. It includes all weights, inclusive of all fluids, occupants, cargo, optional equipment and accessories. For safety and product performance do NOT exceed the GVWR.

GCWR (Gross Combined Weight Rating) is the maximum permissible loaded weight of your motor home and any towed trailer or towed vehicle. Actual GCWR of this vehicle may be limited by the sum of the GVWR and the installed hitch receiver maximum capacity rating; see hitch rating label for detail.

GAWR (Gross Axle Weight Rating) is the maximum permissible weight, including cargo, fluids, optional equipment and accessories that can be safely supported by each axle.

UVW (Unloaded Vehicle Weight) * is the typical weight of the unit as manufactured at the factory. It includes all weight at the unit's axle(s), including full fuel, all fluids and LP Gas. The UVW does not include cargo, fresh potable water, additional optional equipment or dealer installed accessories.

*Estimated Average based on standard build optional equipment.

CCC (Cargo Carrying Capacity) ** is the amount of weight available for fresh potable water, cargo, passengers, additional optional equipment and accessories. CCC is equal to GVWR minus UVW. Available CCC should accommodate fresh potable water (8.3 lbs per gallon). Before filling the fresh water tank, empty the black and gray tanks to provide for more cargo capacity.

** Estimated average based on standard build optional equipment

Each Coachmen motorhome is weighed at the manufacturing facility prior to shipping. A label identifying the unloaded vehicle weight of the actual unit and the cargo carrying capacity is applied to every Coachmen motorhome prior to leaving our facilities.

The load capacity of your unit is designated by weight, not by volume, so you cannot necessarily use all available space when loading your unit.

Actual towing capacity is dependent upon your particular loading and towing circumstances, which includes the GVWR, GAWR and GCWR as well as adequate trailer brakes. Please refer to the Operator's Manual of your vehicle for further towing information.



423 N. Main Street • P.O. Box 30
Middlebury, IN 46540

To learn more about Coachmen RV and our products and see how Coachmen is making the easy life easier, call us toll free at (800) 353-7383, or visit www.coachmenrv.com

Your **ORION** Dealer

STANDARDS & OPTIONS

ORION TRAVELER

WARRANTY

Motorhome - 12 Month/ 12,000 Mile Limited Warranty
Chassis Warranty - See Chassis Owner's Manual
Travel Easy Roadside Assistance - 1 Year

EXTERIOR/CONSTRUCTION/ CHASSIS

25-Gallon Fuel Tank
3.7 Liter V-6 Gas
6-Speed Automatic Transmission
275 HP/260 TRQ
Driver & Passenger Air Bags
Cruise Control
Tilt Steering Wheel
Dash Air Conditioning
Power Windows & Locks
Factory Exterior Mirrors
w/Heat & Remote
2,000 lbs. Accessory Hitch
w/4-way Flat Plug
Laminated Aluminum 2" Floor
Laminated Aluminum 2" Sidewalls
Crowned, Laminated TPO Roof
Steel Entry Step w/ Battery Storage
Carmel Lamilux 4000 Sidewalls & Rear wall
Vinyl Graphics
Plasti-Cote Metal side Boxes
Fiberglass Rear Cap

Fiberglass Front Cap
Fiberglass Rear Wheel Skirts
Stainless Steel Wheel Inserts
Armless Power Awning
Exterior LED Lights & Tail Lights
LED Accent Strip Lights in Front Cap
Tread-Lite Single Step Power Entrance Step

INTERIOR APPOINTMENTS

Nutmeg Cabinet Woodgrain
Seamless ThermoFoil Counter Tops
Satin Nickel Hardware
Rolled Flooring
Vinyl Soft Touch Ceiling
Roller Bearing Metal Drawer Guides
Window Shades & Soft Valances
Tinted Radius Slider Windows
Belted Swivel Chairs
w/Flip-up Table (RB only)
74" Jackknife Sofa (RB Only)
Slab Style Doors and Drawers
Flat Panel Bath Door
Curved Bar Grab Handle at Entrance Door
Curved Kitchen Overhead Cabinet

INTERIOR EQUIPMENT

Powered Jack Wing Antenna
LP Leak Alarm
Smoke Detector

Carbon Monoxide Detector
Fire Extinguisher
Factory Dash Radio AM-FM/CD
Backup Camera & Monitor
Side View Cameras
32" Coach LCD TV, DVD & Speakers & Sub
Pre-wired for Satellite Dish through Coax Input
Carbon Fiber Dash Appliqué
Cab Carpet

GALLEY

Microwave
Euro Style 3-way Refrigerator
Stainless Steel Large Single Bowl Undermount Sink
3-Burner Cooktop
Stainless Steel Range Overhead Protector
Recess Range Cover

BATH AND WATER

Water Panel w/City/Tank/Winterize/ Waste Tank Flush
Low Point Drain & Winterize Valve at Fresh Tank
Outside Shower
Power Bath Vent
Demand Water Pump
Stainless Steel Undermount Lavatory Sink

Lavatory Mirror
Curved Shower Door
Towel Ring/TP Holder/Robe Hooks
Molded Shower & Surround
Foot Flush Toilet
6-Gallon Gas/Electric Water Heater
Skylight Over Shower

SLEEPING

Queen Bed 60" x 80" Powered Lowering Bed (RB Only)
Upgrade 4" Mattress (RB Only)
Windshield Privacy Cover

ELECTRICAL/HEATING/AC

30 Amp Power Cord
55 Amp Electronic Converter
Single Auxiliary Battery
Auto Generator Changeover
2.8 KW Gas Onan Generator
Manual Auxiliary Battery Disconnect
LED Awning Strip Light
Wall Mounted Thermostat
18,000 BTU E.I. Ducted Furnace
13,500 Low Profile Ducted A/C w/Heat Strip
Receipt & Coax Connection under Awning
LED Interior Lights
Exterior Entertainment Center
Exterior Grab Handle at Entrance Door

Command Center
Energy Management Power Shedding System
Heated Holding Tanks
Pop Up Kitchen Recept
Exterior Solar Panel Plug-in Connection
Remote Fill LP Tank
Bed Area 110V Ready & 12V/USB Charging Station
Detachable Power Cord

STAND ALONE OPTIONS

Power Bed Delete (Mandatory w/Twin Beds)
Twin Bed w/Power Head Raising System
Aluminum Rims
Rotating Passenger Seat
Coach Power Vent Fan
Full Paint - Stone
Z240 RV Compliance
Canadian Compliance (Speedo/Lights)
CD-MVSA

DECOR OPTIONS

Coffee
Pepper

ORION

WARRANTY

Motorhome - 12 Month/ 12,000 Mile Limited Warranty
Chassis Warranty - See Chassis Owner's Manual
Travel Easy Roadside Assistance - 1 Year

EXTERIOR/CONSTRUCTION/ CHASSIS

25-Gallon Fuel Tank
3.7 Liter V-6 Gas
6-Speed Automatic Transmission
275 HP/260 TRQ
Driver & Passenger Air Bags
Cruise Control
Tilt Steering Wheel
Dash Air Conditioning
Power Windows & Locks
Factory Exterior Mirrors
w/Heat & Remote
2,000 lbs. Hitch
w/4-way Flat Plug
Laminated Aluminum 2" Floor
Laminated Aluminum 2" Sidewalls
Crowned, Laminated TPO Roof
Steel Entry Step
w/Battery Storage
Carmel Lamilux 4000 Sidewalls & Rear wall
Vinyl Graphics
Roto Mold Rear Trunk Box/
Plasti-Cote Metal Side Boxes

Rear Steel Tube Bumper
Fiberglass Front Wrap
Full Length Power Awning
Smooth Exterior Range Vent
Black Rear Ladder
Exterior LED Lights
w/Center Bar Light
Color Backup Camera
Stainless Steel Wheel Inserts

INTERIOR APPOINTMENTS

Nutmeg Cabinet Woodgrain
Satin Nickel Hardware
Seamless Thermofoil Countertops
Rolled Flooring
Roller Bearing Metal Drawer Guides
Night Shades & Boxed Valances
Tinted Radius Slider Windows
Cab Over Side Window
J Dinette (N/A 21TB)
Sofa w/Table (21TB)
Single Child Tether at Forward Facing Dinette (N/A 21TB)
Slab Style Doors & Drawers
Flat Panel Bath Door
Grab Handle at Entrance Door
Cabinet above Entrance Door (20CB)

INTERIOR EQUIPMENT

Powered Jack Wing Antenna
LP Leak Alarm
Smoke Detector
Carbon Monoxide Detector

Fire Extinguisher
Factory Dash Radio AM-FM/CD
Backup Camera & Monitor
Bedroom LCD TV Backer & Connections
Pre-wired for Satellite Dish

GALLEY

Residential Size Microwave Oven
Double Door Refrigerator
Combined Monitor Panel
Stainless Steel Topmount Single Bowl Kitchen Sink
Power Lighted Range Hood
2-Burner Cooktop
Satin Nickel Kitchen Faucet
Sure Fit Dinette Table Posts (20CB)
Springfield HD Silver Table Base (21RS)
Kitchen Countertop
Flip-up Extension

BATH AND WATER

Water Panel w/City/Tank/Winterize/ Waste Tank Flush
Low Point Drain & Winterize Valve at Fresh Tank
Power Bath Vent
Demand Water Pump
Top Mount Oval Lavatory Sink
Lavatory Mirror
Plastic Curved Shower Door
Towel Ring/TP Holder/ Robe Hooks
ABS Molded Shower & Surround

Foot Flush Toilet
6-Gallon Gas Water Heater

SLEEPING

Double Bed 52" x 80" (20CB)
Flip Mattress 60" x 74" (21RS)
Standard Bedsprad (N/A 21TB)
Cab over Bunk 48" x 87"
Privacy Drape - Lower Cab
Headboard (N/A 21TB)
Twin Beds w/Backrest (21TB)

ELECTRICAL/HEATING/AC

30 Amp Power Cord
55 Amp Electronic Converter
Single Auxiliary Battery
Auto Generator Changeover
4.0KW Onan Gas Generator
Manual Auxiliary Battery Disconnect
Awning LED Strip Light
Wall Mounted Thermostat
18,000 BTU Ducted Furnace
13,500 BTU Non-Ducted Roof A/C
Receipt & Coax Connection under Awning
LED Interior Lights Throughout
Exterior Solar Panel Plug in Connection
Bed Area 110V Ready & 12V/USB Charging Station
Detachable Power Cord

STAND ALONE OPTIONS

Cab Over Power Vent Fan
15,000 BTU Low Profile A/C w/Heat Pump
Aluminum Wheels (Mandatory on 21RS)
Rotating Passenger Seat
Child Safety Net
Exterior Entertainment Center (24" TV/Stereo/DVD/Speakers/HDMI game port)
Painted Cab
Side View Cameras
24" Coach TV & DVD
Upgrade Serta Mattress
Queen Bed 52" x 80" (20CB)
Upgrade Flip Mattress 60" x 74" (21RS)
Windshield Privacy Cover
Heated Holding Tanks
Child Safety Ladder
w/Bunk Velcro Restraints
Z240 RV Compliance (Transit)
Canadian Compliance (Speedo/Lights) (Transit)
CD-MVSA (Transit)

DECOR OPTIONS

Coffee
Pepper



Learn More
Scan this barcode using a QR Reader on your smart phone to learn more about Forest River.



A Berkshire Hathaway company.



SCAN HERE to view our full brochure.

All information contained in this brochure is believed to be accurate at the time of publication. However, during the model year, it may be necessary to make revisions and Coachmen reserves the right to make all such changes without notice, including prices, colors, materials, equipment and specifications as well as the addition of new models and the discontinuance of models shown in this brochure. Therefore, please consult with your Coachmen dealer and confirm the existence of any materials, design or specifications that are material to your purchase decision. 4/18