

# ELKRIDGE

*A* HIGHER LEVEL OF *E*XPECTATIONS!



Visit HEARTLAND on:



## CONSTRUCTION:

### Sidewall

- Laminated fiberglass sidewall
- Welded aircraft quality aluminum structure
- Multi-layer with block foam insulation
- R11 insulation
- Deluxe power exterior awning with LED light

### Roof Construction

- 5" attic trusses for extra strength
- One-piece walkable EPDM rubber roof
- R14 insulation

### Frame / Floor / Underbelly

- 10" I-beam powder coated steel
- 3/8" Seamless deck floor
- Seamless corrugated and underbelly material
- Heated and enclosed underbelly
- Flex foil insulation (R-14)

### Tires / Axles/ Suspension

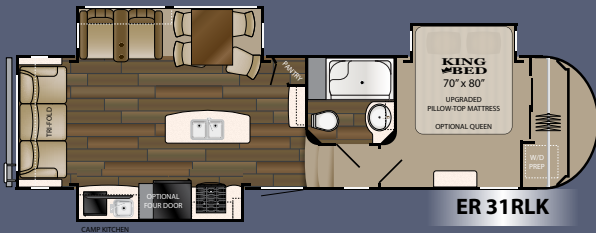
- 16" Tires with aluminum rims and leaf springs
- Spare tire and carrier
- MorRyde 3000 suspension
- 2" x 12" Nev-R-Adjust brakes by Dexter
- 6,700 lb. Dexter axles with E-Z Lube hubs

### Exterior Features

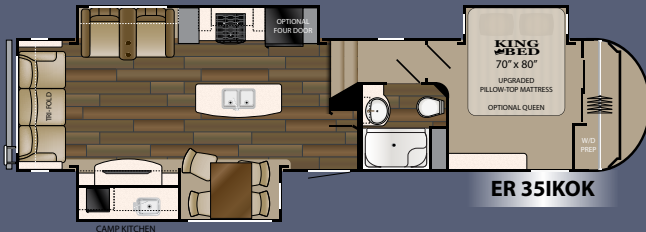
- Painted aerodynamic style fiberglass front cap with LED lights
- Tight Turn Technology front cap
- Large exterior storage fully lined with entertainment prep
- Insulated slam style cargo doors with magnetic hold backs
- Hydraulic front landing gear
- Electric rear stabilizer jacks
- Tinted safety glass windows with UV protection
- Exterior speakers
- Light at entry step
- Extended hitch pin
- Large entry assist grab handle
- Rear ladder
- Aluminum tread entry step
- Universal Docking Center (U.D.C.) all system hook-ups in one convenient and concealed compartment
  - Black tank flush system
  - City water hook up with high pressure fresh tank fill
  - Exterior shower with hot & cold water
  - Satellite and antenna connections
  - All tank pull handles
  - Winterization valves

### Interior / Kitchen Features

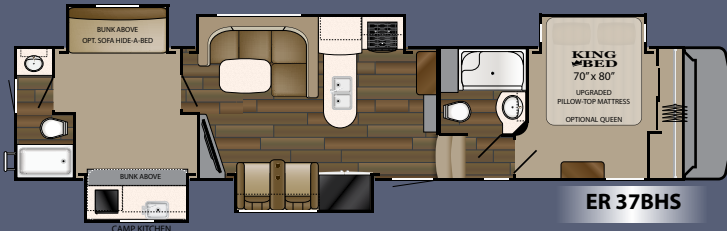
- LED lighting throughout
- Glazed cabinets with spring loaded hidden hinges
- Full extension steel ball-bearing drawer guides
- LG Solid surface countertop
- 13 cu. ft. residential stainless steel refrigerator
- Deep stainless steel kitchen sink



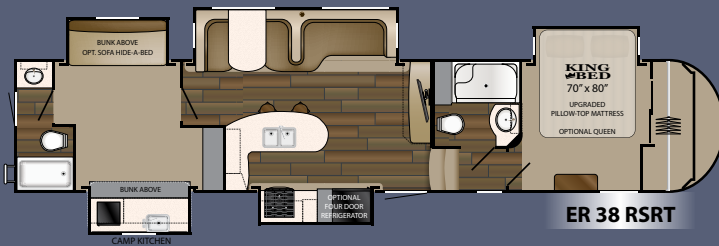
ER 31RLK



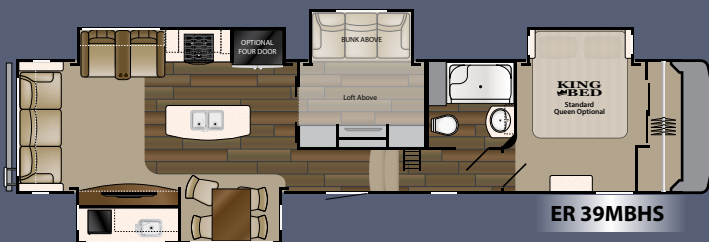
ER 35IKOK



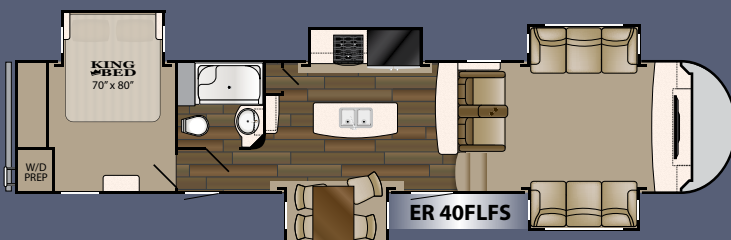
ER 37BHS



ER 38RSRT



ER 39MBHS



ER 40FLFS

| MODEL  | 31RLK                   | 35IKOK                  | 37BHS                    | 38RSRT                   | 39MBHS                  | 40FLFS                  |
|--------|-------------------------|-------------------------|--------------------------|--------------------------|-------------------------|-------------------------|
| LENGTH | 34' 11"                 | 39' 1"                  | 42' 1"                   | 41' 7"                   | 41' 11"                 | 42' 3"                  |
| DRY    | 10,940                  | 11,499                  | 13,920                   | 13,400                   | 13,145                  | 13,234                  |
| HITCH  | 2,340                   | 2,355                   | 2,620                    | 2,095                    | 2,210                   | 2,850                   |
| HEIGHT | 13' 2"                  | 13' 2"                  | 13' 2"                   | 13' 2"                   | 13' 2"                  | 13' 2"                  |
| AWNING | 17'                     | 17'                     | 21'                      | 21'                      | 17'                     | 16'                     |
| TANKS  | 47' 70" 35 <sup>B</sup> | 47' 70" 35 <sup>B</sup> | 47' 120" 80 <sup>B</sup> | 47' 120" 80 <sup>B</sup> | 47' 80" 40 <sup>B</sup> | 47' 80" 40 <sup>B</sup> |

Note: Overall Length defined as tow point (Ball coupler for travel trailers / King pin for 5th wheel trailers) to rear bumper. It does not include the rear ladder. Add 9" w/ Extended Pin Box



- Recessed three burner cook top with oven
- Residential microwave oven
- Free standing dinette with four chairs
- Cold crack resistant flooring

### Living Room

- Night shades throughout
- Decorative glass inserts in overheads
- Ceiling fan
- Two rocker recliners (select models)
- Flip and fold sleeping sofa (most models)

### Bedroom

- Bedroom slide out with under bed storage
- Walk-in wardrobe
- Stackable washer dryer closet
- 6'-4" Bedroom ceiling height
- Reading lights over the bed

### Bath Area

- Porcelain commode with foot flush
- Power roof vent
- Heat and A/C duct
- Spacious medicine cabinet
- Large lavatory sink

### Safety Features

- Smoke detectors
- Fire extinguisher
- LP gas & CO2 detector inside unit
- Break away switch
- All safety glass windows
- 120V GFI protected outlets
- Emergency egress windows
- 12 gallon water heater

## Optional Equipment:

### Exterior

- Grill with bumper mount (some models)
- 6 point hydraulic Level-Up
- Generator prep

### Interior

- 32" Bedroom TV
- Booth dinette IPO free standing
- Sleeper sofa IPO rear bunk (some models)
- Salon style sofa IPO free standing dinette and sleeper sofa
- Queen bed
- Stainless steel 4 Door Refrigerator 12Cu.
- 72" Tri-fold sofa in place of rear bunk

### Heating and Cooling

- Ducted 2nd A/C
- Dual pane windows
- Cold climate package



### STRENGTH:

① Fiberglass that is laminated to a ② 1/2" luan board. We then laminate a second layer of ③ 3/8" luan, which acts as a vapor barrier, ensures the walls are straight and smooth, and helps eliminate thermal transfer. The luan sheets are staggered during this process for added strength, durability and a smoother finish. ④ The welded aluminum structure is then filled with block foam insulation and finished with ⑤ 1/8" luan covered in a ⑥ decorative wall vinyl



**ELKRIDGE**

# ELKRIDGE XTREME LITE

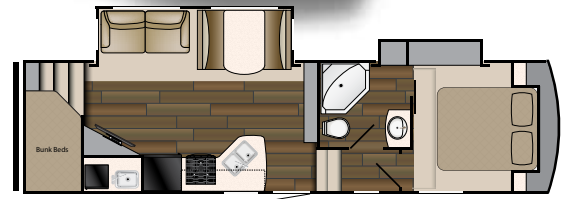


## Home Package

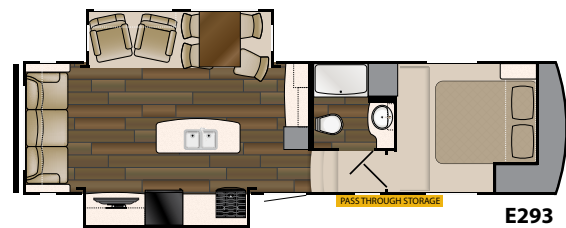
- Solid Stained Hardwood Interior Cabinets with Hidden Hinges
- LED Interior Lighting
- Dinette Table with 4 Chairs (select models)
- Drawers with Solid Bottoms and Full Extension Drawer Guides
- Stainless Steel Kitchen Sink with Residential Style Faucet
- Stainless Steel Gas Oven & Three Burner Cook Top & Glass Stove cover
- Microwave
- 8cu. Stainless Steel Refrigerator
- 13.5K BTU Ducted A/C System
- 2nd A/C Prep
- 8 Gal DSI 110/12V Water Heater
- Large Tub & Shower with Skylight
- Porcelain Foot Flush Toilet
- Queen Bed
- Cold Crack Resistant floor
- Cable TV & Satellite prep
- DVD/CD/Radio Entertainment package
- Tri-Fold Sleeper Style Sofa
- Push Back Recliners (Select Models)

## Xtreme Package

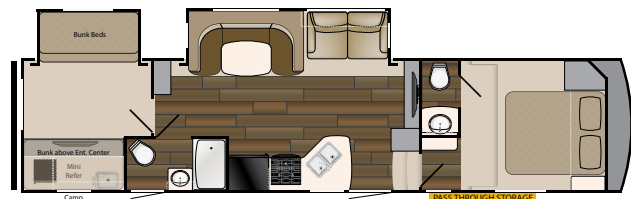
- High Gloss Sidewalls
- Painted Fiberglass Front Cap
- Aluminum Framed & Laminated Sidewalls
- Tinted Safety Glass Windows
- E Rated Tires
- Aluminum Rims
- Spare Tire
- Dexter Axles
- Front Landing Gear
- 50AMP Service
- Universal Docking Station with Black Tank Flush and Exterior Shower
- Heated and Enclosed Underbelly
- Stop/Turn/Tail Lights
- Twin 30# LP
- Exterior Speakers
- Back-up Camera Prep
- Power Awning with LED Light
- Solar Prep
- Large Entry Assist Grab Handle
- Triple Aluminum Entry Steps



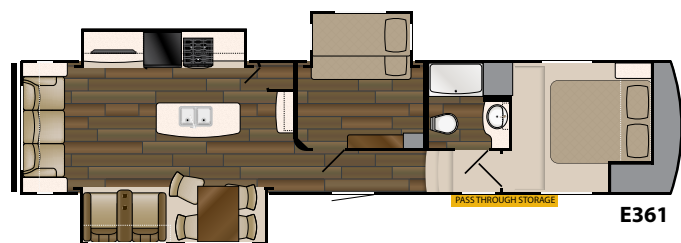
E280



E293



E326



E361

| MODEL         | E 280       | E 293       | E 326       | E 361       |
|---------------|-------------|-------------|-------------|-------------|
| <b>LENGTH</b> | 31' 10"     | 31' 7"      | 36' 10"     | 39' 8"      |
| <b>DRY</b>    | 8,565       | 8,954       | 9,612       | 11,010      |
| <b>HITCH</b>  | 1,710       | 1,640       | 1,850       | 2,040       |
| <b>HEIGHT</b> | 11' 10"     | 11' 10"     | 11' 10"     | 11' 10"     |
| <b>TANKS</b>  | 47" 40" 40" | 47" 40" 40" | 47" 80" 80" | 47" 40" 80" |

### Options:

- Exterior Storage
- Sink Covers
- HDTV with DVD player
- 15,000 BTU A/C upgrade



Product information is as accurate as possible as of the date of publication of this brochure. Due to Heartland's commitment to continuous product improvement - floorplans, materials, components, features, measurements, specifications, options, etc. are subject to change at any time without notice or obligation. In certain conditions some additional equipment may be needed. Photos may show optional equipment or props used for photography purposes only.

Heartland has listed the approximate base weight of the trailer without the option equipment included. Option equipment will impact the weight of the trailer. Please locate the weight sticker attached to the trailer you are considering for the most accurate trailer weight.

Tow Vehicle Caution: Owners of Heartland recreational vehicles are solely responsible for the selection and proper use of tow vehicles. All customers should consult with a motor vehicle manufacturer or their dealer concerning the purchase and use of suitable tow vehicles for Heartland products. Heartland disclaims any liability or damages suffered as a result of the selection, operation, use or misuse of a tow vehicle. Heartland's limited warranty does not cover damage to the recreational vehicle or the tow vehicle as a result of the selection of the tow vehicle.

10,000 Litho 9/17



Heartland Recreational Vehicles  
2831 Dexter Drive  
Elkhart, Indiana 46514  
574-262-5992

Your Authorized Heartland Dealer: