

FIRST CLASS COMFORT & FREEDOM.

*Ultra*  
BROUGHAM



*Ultra*

**BROUGHAM**

*REGENCY RV*

## TO THE DISCERNING BUYER

Discerning buyers understand that craftsmanship is more than just a word. True iconic masterpieces are not mass-produced with imitation woods and fabrics that render each a commodity. Instead, each is handcrafted, instilling an individual quality that cannot be duplicated.

Regency RV and Wayne Davis are a select group of highly skilled craftsmen and craftswomen who have formed a 50-year reputation restoring thousands of classic American muscle cars and exotic automobiles for the most discriminating buyers worldwide.

If you're an individual who appreciates and understands true craftsmanship and the value of owning a distinctively unique RV, Regency is for you.

We don't aspire to be the biggest producer of luxury motorhomes, just the best.

  
WAYNE DAVIS

  
ALAN OSICKA






## ENJOY THE JOURNEY

You just arrived. The Ultra Brougham is a true luxury motor coach designed to provide couples the ultimate travel and overnight experience.

Clockwise: The 42-inch TV emerges from the hardwood cabinet below with the push of a button. The expansive interior, shown here in Moroccan Leather Touch™, has two overstuffed, recliner/swivel lounges with a flip-down table between. At the helm, the color-keyed dash matches the rest of the interior with wood accents. A back to front view shows the expansive interior with kitchen mid-coach.





4





## COMFORT UNCOMPROMISED.

The goal is relaxation. **(Clockwise from page four)** The Ultra Brougham slideout provides more living space when relaxing in the swivel recliners, or sleeping in the (68 x 76 inch) Murphy bed. The smokey panel glass on the entertainment center allows viewing the TV in the upper or lower position. Ultra interiors, shown here with Oatmeal American beechwood and Tan Leather Touch upholstery, are handcrafted in Regency RV's cabinet and fabric shops. Sitting by the fire under the standard power awning with LED lighting is the end to a perfect day.

# YOUR BATHROOM

The full-sized bath in the rear of the Ultra Brougham is a refreshing departure to living on the road.

The full sink and vanity (**below**) has plenty of lighting above, stainless steel sink and large mirrored medicine cabinet, conveniently located next to the wardrobe, drawers and a laundry chute storage to an outside compartment. The large, residential-sized, hammered-glass shower with dual slide-doors features two shampoo shelves and a handheld spray head. The large skylight above brings the outside in. The commode is set next to the shower around the corner from the living area.



# THE GALLEY

The kitchen in the Ultra Brougham has everything the road gourmet requires. Shown here (**below**) ready for food preparation with the sink cover and glass range cover in place, the convenient slide away waste bin and four soft close storage drawers are handy. This sturdy, slide-out pantry (**right**) is built to last and able to handle up to 125 pounds of food and beverages. A 6.7 cubic-foot, two-door, 3-way gas/electric refrigerator/freezer and a 30-inch convection/microwave oven and gas cooktop with an optional induction burner, stand ready for the chef.




# INTERIOR FEATURES


The Ultra Brougham has unique features found nowhere else in its class. (clockwise from the right) A spacious wardrobe above and chest of drawers below are easy to reach and just big enough for two travelers. The front skylight opens to bring in natural light and air through a night screen, or closed to the weather and light with sliding shades. Placed next to the steps, this shoe hopper helps keep the Ultra interior clean. With the push of a button view the 42-inch TV in the up position or opt to view it from the lower position through this smokey glass panel in the cabinet.




## Leather Touch Upholstery™



Moroccan



Gray



Tan


## Raised Solid Wood Cabinets



Cinnamon



Dark Chestnut

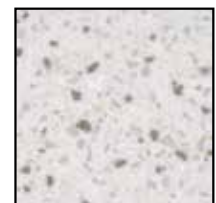


Oatmeal

## Corian® Countertops



Sahara



Silver Birch

## Flooring



Weathered Earth



# EXTERIOR FEATURES



*Brilliant Silver*



*Arctic White*



## THE REGENCY RV PAINT PROCESS—LIKE NO OTHER.

In any automotive endeavor the first line of defense against the elements is the paint. Having restored thousands of the world's most valuable classic cars over the past 50 years, Regency RV and Wayne Davis know paint.

Regency RV uses only the finest PPG brand paint for all its products. Applied and polished in the same shop Davis uses for his classic cars, the Ultra Brougham first gets two coats of foundation primer to assure the stock Mercedes-Benz coat is perfectly smooth. A primer sealer is then applied followed by a base coat over the entire coach. Two coats of the primary colors are then applied. The coach then gets accent colors and graphics that denote the interior color scheme of each Ultra. Finally, three coats of PPG clear coat protect the deep, rich surface of this 10-part paint process.



**Outside Storage**



**Rear Mercedes Tail Light**



**Laundry Chute Inside....**



**.... And Outside**

# FLOORPLANS



## Ultra Brougham LX

### SPECIFICATIONS

Mercedes-Benz 3500 •Extended Dual Rear Wheel Chassis

GVWR .....	11,030 LB (5003 kg)	Fresh Water Capacity w/ Automatic Tank Heater – Gallons .....	26 Gal.
Dry Weight .....	9,500 Lb	Black Holding Tank Capacity w/ Automatic Tank Heater .....	37 Gal.
Wheelbase .....	170" (4326 mm)	Grey Holding Tank Capacity w/ Automatic Tank Heater .....	39 Gal.
Length .....	25'1"	Fuel Capacity .....	26.4 Gal. (100 L)
Exterior Width .....	7' 10.5" (2400 mm)	Propane Capacity .....	16 Gal. (57 L)
Height Inc. A/C .....	10'6"	Exterior Storage Capacity .....	23 (CU. FT.)
Interior Height .....	6'5"		

# STANDARD AND OPTIONAL FEATURES

S-Standard, O-Optional

## CHASSIS & SUSPENSION

Aluminum Wheels – Clear Coat	S
Alternator – 220A	S
Multi-Function Steering Wheel	S
Chassis – Mercedes-Benz Sprinter 3500	S
Collision Prevention Assist	S
Concealed Fuel Filler	S
Dual Rear Wheels	S
Fog Lamps	S
Fuel – Diesel	S
High Beam Assist	S
Lane Assist	S
Mercedes-Benz Chrome Grille	S
Rear Hitch Receiver w/ Wiring	S
Weight carrying Hitch 6000 Lb max	
Weight carrying w/load Hitch 10,000 Lb max	S

## DRIVERS AREA CONVENIENCES

Air Conditioning – Chassis	S
Cruise Control and Tilt/Telescopic Steering Wheel	S
Wood Accent Dash Inserts	S
Windshield Cover	S
Mirror – Heated Remote Exterior w/Convex	S
Power Windows and Door Locks w/ Keyless Entry	S
Radio – In Dash AM/FM/Bluetooth/ Back Up Camera	S
Removable Carpeted Floor Mat	S
Seats – Genuine Mercedes-Benz DS/PS Swivels	S
Seats – Color Coordinated Leather Touch™	S

## VEHICULAR

2-Year Roadside Assistance	S
Chassis Battery Disconnect	S
Undercoating – Chassis	S

## CONSTRUCTION

Floor – Aluminum Framed Vacuum Bonded Insulated	S
Roof – Domed Vacuum Bonded Aluminum	S
Framed Insulated FRP Flexroof	S
Wall – Contoured Vacuum Bonded Aluminum	S
Framed Insulated with Gel Coat Fiberglass	S
Windows – Frameless Tinted	S

## EXTERIOR

Dynamic Design Running Boards & Flares	S
Assist Handle – Lighted	S
Baggage Doors – Aluminum with Top Continuous Heavy Duty Hinges w/ Locking Latches	S
Entry Door – Contoured with Screen Door & Window	S
Entry Step – Retractable Power	S
Large Rear Pass-Through Storage Compartment	S
Paint – Full Body w/ Clear Coat w/ Color Matched Front Bumper	S
Patio Light – LED w/ Interior Wall Switch	S
Water Pump Switch in Utility Center	S

## INTERIOR

Cabinetry – Solid Wood w/ Raised Panel Cabinet Doors	S
Drawers – Easy Close Slide	S
Flooring – Sophisticated Woven Vinyl Flooring	S
Executive Lounge Seating	S
Lighting – Dimmable LED Lighting w/ LED Under Cabinet and Accent Lights	S
Shades – Day/Night Roller w/ Valances	S
Seatbelts (2)	S
Sleeps (2)	S
Skylight – Opening Skylight w/ Screen and Privacy Shade	S

## FURNITURE

Murphy Bed (68" x 76")	S
Front Table between Captain Chairs	S

## GALLEY

Backsplash – Stainless Steel	S
Cooktop – LP – European Flush Mount with Hinged Glass Cover	S
Countertop – Corian® Solid Surface	S
Garbage Can – Slide Out	S
Oven – Convection Microwave	S
Pantry – Large Pull Out	S
Refrigerator – 2 Door – 3 way – 6.7 Cu. Ft. Fridge/ Freezer –Stainless Steel Look Door	S
Sink – Large Undermount Stainless Steel w/ Cover	S

## LAVATORY

Fan – Power Bath Vent	S
Medicine Cabinet with Full View Mirror	S
Shower – with Door & Skylight	S
Sink – Stainless Steel (Corian Solid Surface)	S
Toilet – China – Foot Flush	S
Water Pump Switch on Panel	S

## ENTERTAINMENT

Satellite Dish Pre-Wire	S
Speaker System	S
Stereo – DVD/CD/Bluetooth/USB w/ HDMI	S
TV Antenna – Omni Directional Roof Top Antenna w/ Booster	S
TV – 42" LED w/ Power TV Lift	S
USB Outlet – In Bed and Living Areas	S

## HEATING, VENTILATING & AIR

<u>CONDITIONING</u>	S
AC – Low Profile 15,000 BTU with Heat Pump	S
Fan – Non-Reversible Thermal Controlled in Galley	S
Furnace – Ducted 16,000 BTU	S

## ELECTRICAL

Battery – 6V Dual Coach Batteries	S
Converter – 55 AMP	S
Converter – Power Converter w/ Battery Charger	S
Exterior 12V LED Lights	S
GFI Receptacle – 110V – Patio, Galley, Lavatory	S
Inverter – 150W Pure Sine	S
Switch – Battery Disconnect – Manual (Coach Batteries)	S
Plumbing & LP Systems	S
Black Tank Flush	S
Exterior Shower	S
LP Tank w/ Electric Shut Off	S
Monitor Panel – Tank, LP, and Battery Levels	S
Winterize Kit – Antifreeze	S
Quick Connect BBQ LP Outlet	S
Shower Water Shut-Off Valve	S
Solar Pre-Wire	S
Water Filter System	S
Water Heater – Truma AquaGo Comfort Plus	S

## AWNING PACKAGES

Power Patio Awning w/LED Lights with <b>Wind Sensor</b>	S
---	---

## CERTIFICATION

RVIA Certification	S
--------------------	---

## OPTIONAL EQUIPMENT

Blind Spot Camera Assist	O
Brilliant Silver Exterior Paint	O
Custom Color Key Driving Area	O
Fan Upgrade – w/ Rain Sensor in Galley & Lavatory	O
Generator – 3.2 KW Onan Diesel w/ Auto Changeover Switch	O
Generator – 3.6 KW Onan LP w/ Auto Changeover Switch	O
Induction Cook Top	O
Macerator – Termination w/ Manual Disconnect	O
Remote Keyless Entry – Coach Entry Door	O
Safe	O
Solar Panel – 200W (100W x 2)	O
Solar Panel – 400W (100W x 4)	O
Stabilizer Jacks – Electric (2)	O
Surge Protector	O
Upgraded Windshield Screen (Grey Only)	O



The Regency RV Ultra Brougham motor coach provides couples a consummate luxury overnight experience. Like all Regency RV motor coaches, the Ultra Brougham is crafted one at a time on the award winning Mercedes-Benz Sprinter chassis.

*\* Regency RV reserves the right to change or discontinue at any time, without notice, prices, colors, materials, equipment, accessories, specifications, models, and packages, without incurring any obligation to make the same or similar changes to previously sold products. Colors shown may vary due to reproduction and printing processes.*

# Ultra REGENCY RV BROUGHAM



12 Reasons Why  
Booklet



Product Videos

**PREFERRED DEALER**



WWW.REGENCYRV.COM • MADE IN TEXAS  
REGENCY RV • 4709 LONE STAR BLVD., FORT WORTH, TEXAS 76106  
OFFICE: 817-847-7974 • 800-839-7551 • EMAIL: SALES@REGENCYRV.COM

