

PATRIOT

Edition



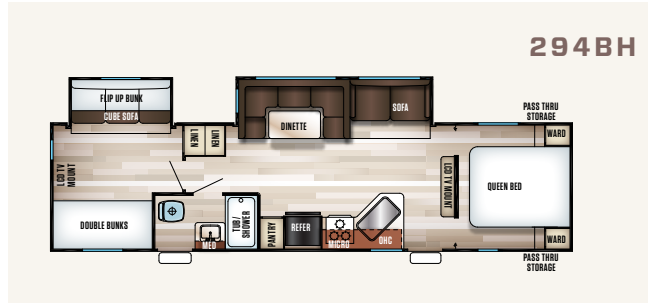
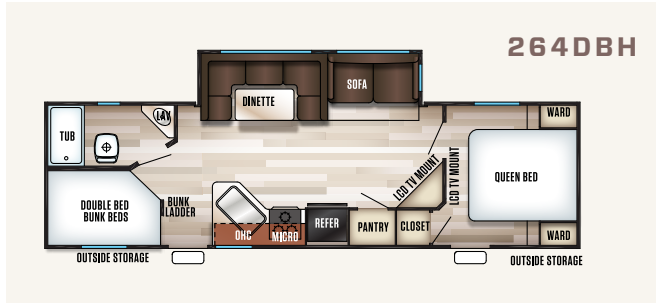
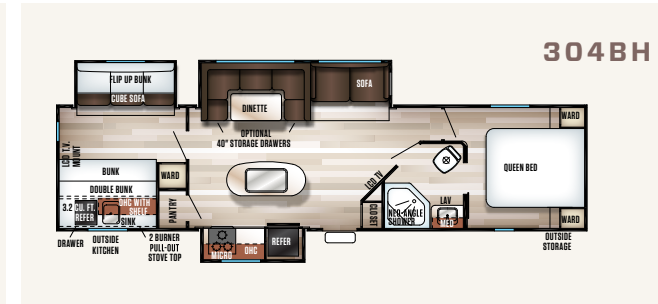
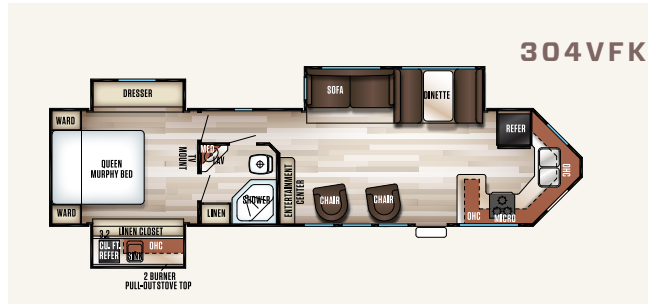
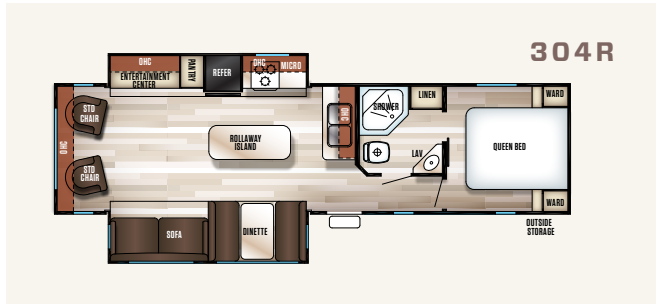
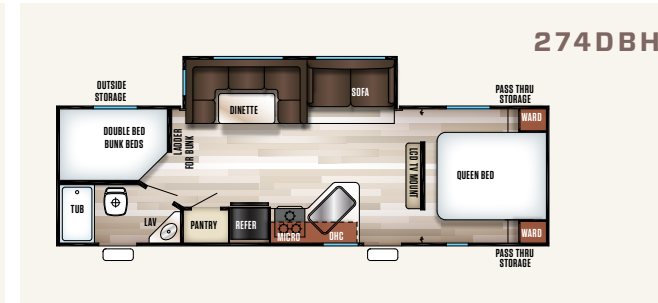
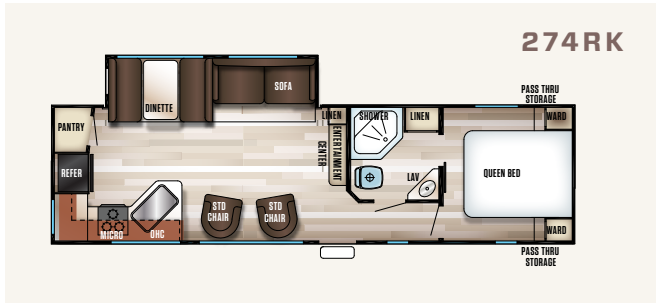
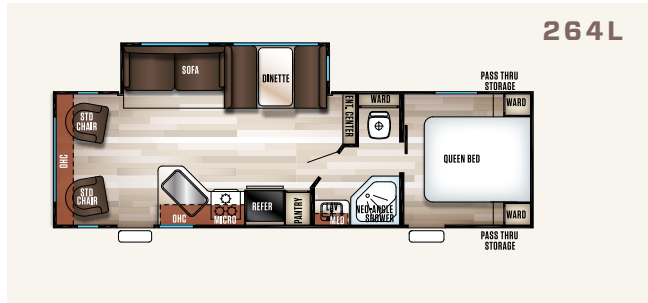
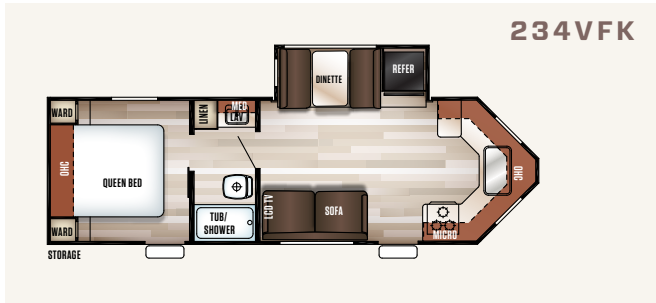
Patriot Edition is available Exclusively at AC Nelsen RV World.

WHEN THE OPEN ROAD BECKONS AND
THE WANDERLUST STIRS, CHEROKEE,
BY FOREST RIVER, WILL HELP YOU
ANSWER THE CALL.

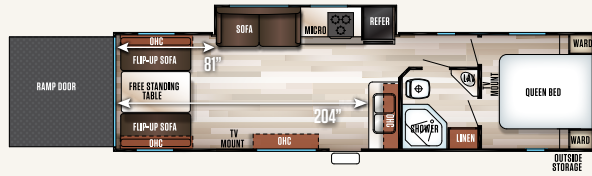
Cherokee travel trailers and fifth wheels are built to give you better comfort, style and value, so you can enjoy your travels to the fullest. Our destination trailers are a luxurious end-of-the-journey in themselves – all available for you.







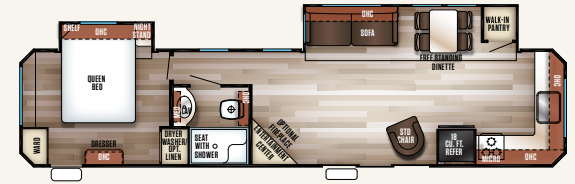
294RR



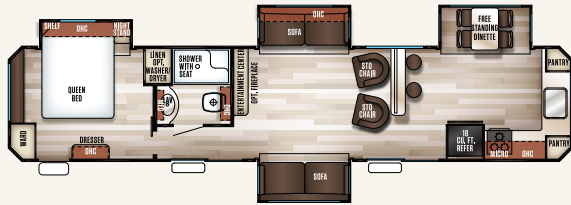
304BS



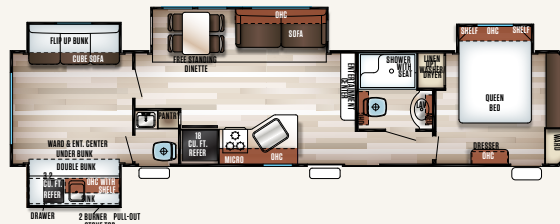
39FK



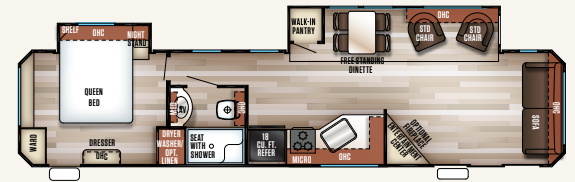
39CL



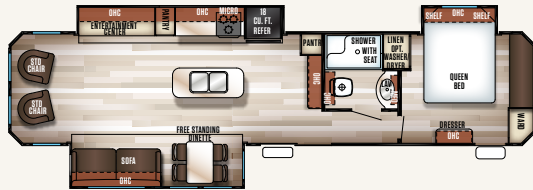
39KR



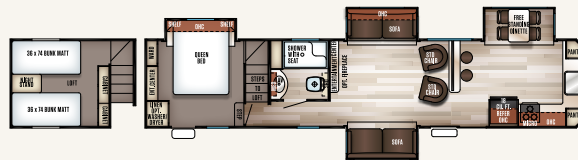
39LS



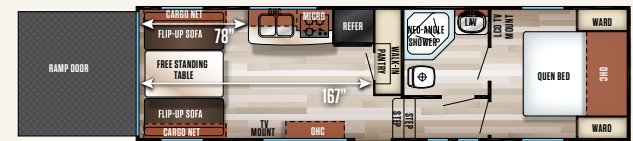
39RL



39SR

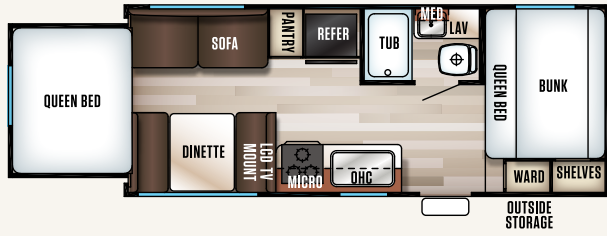


255RR

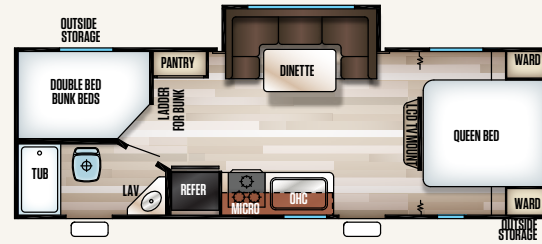


	T234VFK	T264L	T274RK	T274VFK	T304R	T304VFK	T294RR	T39FK	T39CL	T39KR	T39LS	T39RL	T39SR	F255RR
DRY HITCH WEIGHT (LBS.)	823-LBS	770-LBS.	860-LBS.	985-LBS.	860-LBS.	1154-LBS.	1180-LBS.	1406-LBS.	1342-LBS.	1608-LBS	1120-LBS.	1480-LBS.	1650-LBS.	1415-LBS.
UNLOADED VEHICLE WEIGHT (LBS.)	5917-LBS	6725-LBS.	6742-LBS.	7047-LBS.	7732-LBS.	8822-LBS.	6879-LBS.	9737-LBS.	10621-LBS.	10346-LBS	9744-LBS.	10025-LBS.	11361-LBS.	6844-LBS.
AXLE WEIGHT (LBS.)	5056-LBS	5917-LBS.	5882-LBS.	6024-LBS.	6894-LBS.	7630-LBS.	5661-LBS.	8293-LBS.	9241-LBS.	8700-LBS.	8586-LBS.	8507-LBS.	9673-LBS.	5391-LBS.
SHIP WEIGHT (LBS.)	5879-LBS	6687-LBS.	6704-LBS.	7009-LBS.	7754-LBS.	8784-LBS.	6841-LBS.	9699-LBS.	10583-LBS.	10308-LBS	9706-LBS.	9987-LBS.	11323-LBS.	6806-LBS.
GVWR W/BRAKES (LBS.)	7823-LBS	7770-LBS.	9980-LBS.	9985-LBS.	11060-LBS.	11354-LBS.	11380-LBS.	11606-LBS.	11542-LBS.	11808-LBS	11320-LBS.	11680-LBS.	13650-LBS.	11615-LBS.
CARGO CARRYING CAPACITY (LBS.)	1906-LBS	1045-LBS.	3238-LBS.	2938-LBS.	3268-LBS.	2535-LBS.	4501-LBS.	1869-LBS.	921-LBS.	1462-LBS	1576-LBS.	1655-LBS.	2289-LBS.	4771-LBS.
EXTERIOR LENGTH	29'-0"	31'-9"	33'-7"	33'-7"	35'-0"	38'-1"	35'-7"	40'-2"	42'-3"	41'-11"	40'-6"	39'-2"	42'-9"	31'-1"
EXTERIOR HEIGHT W/ AC	11'-1"	11'-1"	11'-1"	11'-1"	11'-1"	11'-1"	11'-1"	12'-10"	12'-10"	12'-10"	12'-10"	12'-10"	13'-1"	13'-5"
GREY CAPACITY (GAL)	38-GAL	38-GAL	38-GAL	38-GAL	38-GAL	76-GAL	38-GAL	38-GAL	38-GAL	38-GAL	38-GAL	38-GAL	38-GAL	38-GAL
BLACK CAPACITY (GAL)	38-GAL	38-GAL	38-GAL	38-GAL	38-GAL	38-GAL	38-GAL	38-GAL	38-GAL	66-GAL	38-GAL	38-GAL	38-GAL	38-GAL
FRESH CAPACITY (GAL)	46 GAL	46 GAL	46 GAL	46 GAL	46 GAL	46 GAL	46 GAL	46 GAL	46 GAL	46 GAL	46 GAL	46 GAL	46 GAL	46 GAL
SOFA SIZE	68"	68"	68"	68"	68"	68"	58"	68"	68"	58"	68"	68"	68"	68"
AWNING SIZE	15'	15'	15'	15'	21'	21'	15'	21'	21'	21'	21'	18'	21'	15"

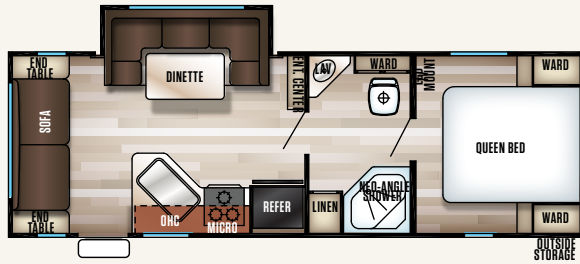
19SM



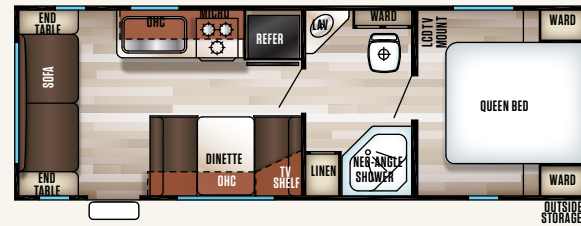
23DBH



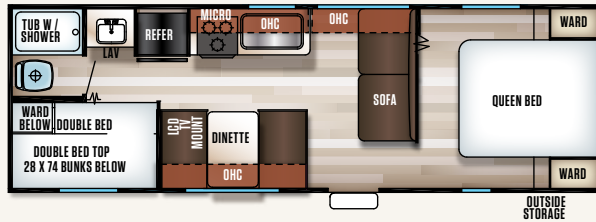
23MK



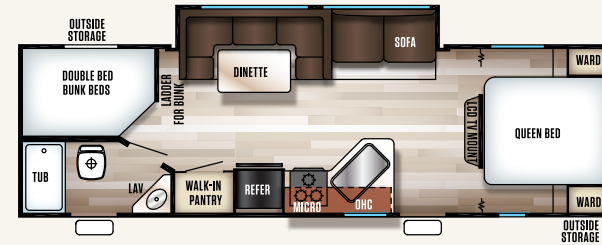
25RL



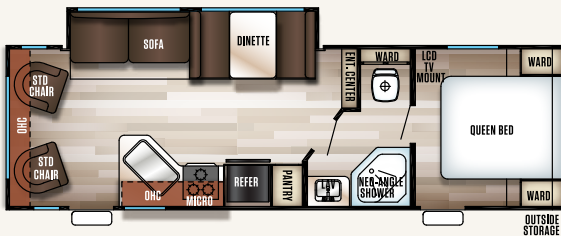
26BH



26DBH



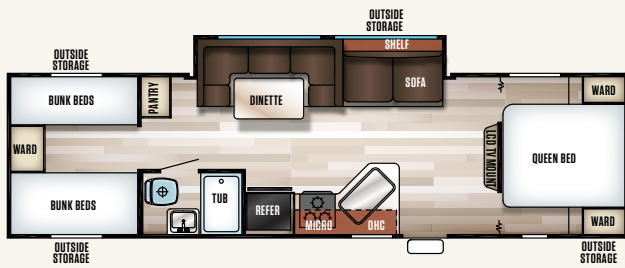
26RL



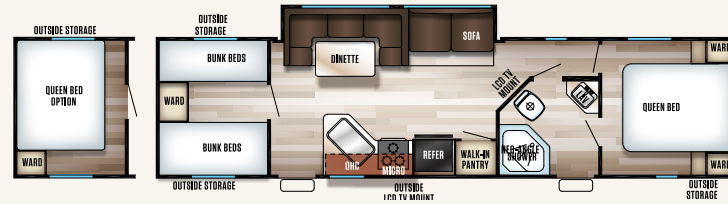
27DBS



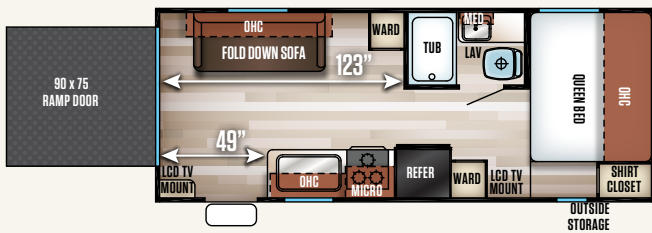
29BH



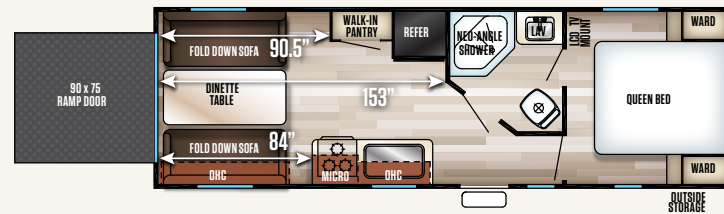
29TE



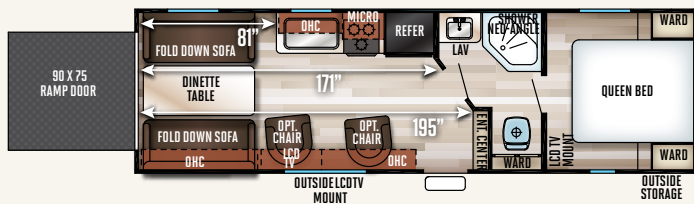
19RR



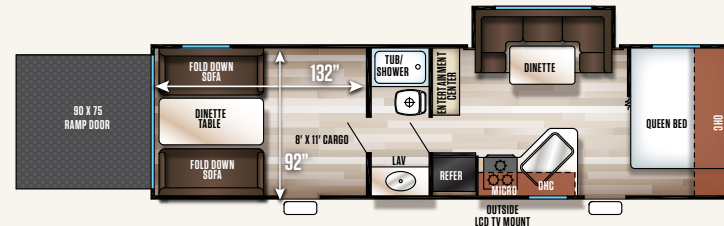
22RR



26RR



27RR



	19SM	23MK	23DBH	25RL	26BH	T26DBH	26RL	27DBS	29BH	29TE	T19RR	T22RR	T26RR	T27RR
DRY HITCH WEIGHT (LBS.)	526-LBS.	608-LBS.	621-LBS.	633-LBS.	570-LBS.	725-LBS.	720-LBS.	710-LBS.	650-LBS.	837-LBS.	574 LBS	686-LBS.	775-LBS.	934-LBS.
UNLOADED VEHICLE WEIGHT (LBS.)	4826-LBS.	5063-LBS.	5380-LBS.	4777-LBS.	4947-LBS.	5795-LBS.	5806-LBS.	6282-LBS.	6314-LBS.	6428-LBS.	4180 LBS	4871-LBS.	5030-LBS.	5960-LBS.
AXLE WEIGHT (LBS.)	4262-LBS.	4417-LBS.	4721-LBS.	4106-LBS.	4339-LBS.	5032-LBS.	5048-LBS.	5534-LBS.	5626-LBS.	5553-LBS.	3568 LBS	4147-LBS.	4217-LBS.	4988-LBS.
SHIP WEIGHT (LBS.)	4788-LBS.	5025-LBS.	5342-LBS.	4739-LBS.	4909-LBS.	5757-LBS.	5768-LBS.	6244-LBS.	6276-LBS.	6390-LBS.	4142 LBS	4833-LBS.	4992-LBS.	5922-LBS.
GVWR W/BRAKES (LBS.)	7608-LBS.	7608-LBS.	7621-LBS.	7633-LBS.	7570-LBS.	7725-LBS.	7720-LBS.	7710-LBS.	7650-LBS.	7837-LBS.	7574 LBS	7686-LBS.	7775-LBS.	7934-LBS.
CARGO CARRYING CAPACITY (LBS.)	2700-LBS.	2545-LBS.	2241-LBS.	2856-LBS.	2623-LBS.	1930-LBS.	1914-LBS.	1428-LBS.	1336-LBS.	1409-LBS.	3394 LBS	2815-LBS.	2745-LBS.	1974-LBS.
EXTERIOR LENGTH	24'-1"	28'-0"	29'-1"	27'-9"	29'-3"	31' 7"	30'-11"	32'-2"	33'-11"	36'-6"	23'11"	28'-10"	30'8"	33' 4"
EXTERIOR HEIGHT W/ AC	10'-6"	10'-6"	10'-6"	10'-6"	10'-6"	10'-6"	10'-6"	10'-6"	10'-8"	10'-8"	10'-6"	10'-6"	10'-6"	10'-6"
GREY CAPACITY (GAL)	38 GAL	38 GAL	38 GAL	38 GAL	38 GAL	38 GAL	38 GAL	38 GAL	38 GAL	38 GAL	28 GAL	38 GAL	38 GAL	38 GAL
BLACK CAPACITY (GAL)	38 GAL	38 GAL	38 GAL	38 GAL	28 GAL	28 GAL	28 GAL	28 GAL	28 GAL	38 GAL	28 GAL	28 GAL	38 GAL	38 GAL
FRESH CAPACITY (GAL)	46 GAL	46 GAL	46 GAL	46 GAL	46 GAL	46 GAL	46 GAL	46 GAL	46 GAL	46 GAL	46 GAL	46 GAL	46 GAL	46 GAL
SOFA SIZE	68"	68"	NA	68"	68"	58"	68"	58"	58"	58"	68"	68"	68"	N/A
AWNING SIZE	15'	15'	15'	15'	15'	15'	15'	15'	15'	15'	15'	15'	15'	15'

LIMITED PACKAGE

** Optional package. Not all items available on all models. See participating dealers for details.*



Cherokee Stable Step



External LED Strip Lighting




External Scare Light



Fireplace (not available on all models)



**Kitchen Skylight W/ Shade
(N/A on FW & Destination Trailers)**



LED Interior Lights



LED Strip Lighting (not available on all models)



Mag Wheels



Night Shades (not available on all models)



Premium Teddy Bear Bunk Mats



Premium Bedding Ensemble and Comforter



**Ramp Door Patio System
(Available on RR Models Only)**

LIMITED PACKAGE

** Optional package. Not all items available on all models. See participating dealers for details.*



Upgraded Designer Glass Backsplash



Super Kitchen



Tire Pressure Monitors



Tub Surround



USB Charging Stations (Beds, Bunks, Tables where applicable)



Upgraded Entertainment Sofa with lighted cup holders and USB charging port



Upgraded Kitchen Appliance Package

BASECAMP PACKAGE

** Optional package. Not all items available on all models. See participating dealers for details.*



Back Up Camera Ready



Outside Shower with Hot and Cold Water



Friction Hinge Entrance Door



Power Awning with Blue Led Strip Lighting



Large Exterior Folding Assist Grab Handle




Black Tank Flush



Flip Down Travel Rack (not available on all models)



Power Tongue Jack(not available on all models)



RVQ Quick Connect



Solar Prep and Wiring



Outside TV Bracket and Hook Ups

CAMPFIRE PACKAGE

* Optional package. Not all items available on all models. See participating dealers for details.



40" Dinette Drawers x 2 (not available on all models)



Sink Cover



6 Gallon Gas/Electric
DSI Water Heater



Solid Bedroom Doors (not available on all models)



DVD Player



Skylight over Tub



Oven



Cabinets in Bedroom (not available on all models)



Bathroom Fantastic Vent Fan



Ducted A/C (not available on all models)

CHEROKEE STANDARDS & OPTIONS

* Optional package. Not all items available on all models. See participating dealers for details.



WINDOWS

- Mini Blinds on All Windows
- Hard Window Valances
- Radius Windows
- Safety Glass Windows

BEDROOM

- Wardrobe Closets
- Dual Bulb Reading Lights
- Night Stands Each Side of Bed

KITCHEN / LIVING

- Large Storage Doors
- Full Extension Roller Glide Drawers
- Monitor Panel
- Double Door Refrigerator
- Large Storage Drawer Under Cooktop
- Large, Single Bowl Kitchen Sink
- Upgrade kitchen backsplash behind cooktop

SLIDE OUT

- 40" Dinette (Selected Floorplans)
- One Piece Slide Out Side Walls

- U-Shaped Dinette with Pedestal Legs on All Bunkhouse Models (Selected Floorplans)

CABINETS

- Mocha Stained Shaker-Style Cabinets
- Large Overhead Cabinets
- Stainless Steel High Grade Cabinet Handles

BATHROOM

- Acrylic Bath Sinks (Large)
- Shower Curtain (Tub Models)
- Linoleum In Bath Area
- Glass Shower Enclosure (Neo-angle shower models only)
- Double Framed Tub Bases
- Large, Mirrored, Medicine Cabinet

APPLIANCES

- High Output Cook Top
- Carousel High Output Microwave
- Digital TV Antenna With Power Booster
- 13.5 Air Conditioner
- Water Heater By Pass
- Six Gallon Turbo Water Heater

EXTERIOR

- Large Radius Luggage Doors
- 20 lb. LP Bottles w/Cover
- Awning Drip Rail And Down Spouts
- Patio Awning
- One Piece Roof Material
- Upgraded Graphics
- Two-Toned Exterior Metal
- Colored Front And Rear Metal
- Outside Stereo Speakers
- Radius Entry Door
- Cable Hook up
- Outside Outlet
- Radius, Double Drop Step
- Aerodynamic Radius Front Profile
- Front Stone Guard
- Lighted Outside Stereo Speaker IPO Outside Stereo speakers

CONSTRUCTION FEATURES

- 3/8" Walkable Roof Decking
- Radius Truss Roof Rafters
- 5/8" Tongue And Groove Plywood Floor

- 2" x 3" Floor Joists
- Powder Coated, Rust Resistant Frame
- R7 Fiberglass Insulation
- Linoleum Front To Back
- Roto Cast (Seamless) Holding Tanks
- 12" On Average Side Wall Stud
- Galvanized Steel High Wind Bands

OPTIONS

- Stabilizing Jacks (Std. On Slides)
- Spare Tire w/Carrier And Cover
- 6 Gallon Gas/Electric DSI Turbo Water Heater
- Skylight Over Tub
- High Output Oven
- Dual 40" Dinette Drawers
- Dinette Cabinet Doors
- Black Tank Flush
- Bedroom Sliding Solid Doors
- Roof Ladder (N/A on RR Models)
- 15 K Air Conditioning
- Flat Screen Television Set
- Gel Coated Sidewalls
- Ducted Air Conditioning

- (Available 22' and Over)
- 30 lb LP Bottles
- Pull out Kitchen Faucet
- Mini Camp Kitchen (Select Models)
- Outside Bar and Grill (29BH, 29TE Only)
- Outside Shower
- Sink Cover
- Pack and Play Storage Door (29BH, and 29TE only)
- Screen wall (19RR, 22RR, 26RR, 27RR only)
- Ramp Patio System- (RR Models Only)
- Security Camera at Entry
- Electric Stabilizer Jacks
- Back-up Camera
- Enclosed Tanks
- Friction Hinge Door
- Solar Prep and Wiring
- Fantastic Fan in Bathroom
- Large Folding Assist Grab Handle
- Night Shades
- RVQ Quick Connect

GREY WOLF STANDARDS & OPTIONS

* Optional package. Not all items available on all models. See participating dealers for details.



WINDOWS

- Mini Blinds on All Windows
- Hard Window Valances with Side Curtains
- Radius Windows
- Safety Glass Windows

BEDROOM

- Wardrobe Closets
- Pendant Reading Lights Above Bed
- Night Stands Each Side of Bed
- KITCHEN / LIVING
- Large Storage Doors
- Full Extension Roller Glide Drawers
- Monitor Panel
- Double Door Refrigerator
- Large Storage Drawer Under Cooktop
- Large, Single Bowl Kitchen Sink
- Upgraded Backsplash Behind Cooktop

SLIDE OUT

- 40" Dinette (Selected Floorplans)
- One Piece Slide Out Side Walls
- U-Shaped Dinette with Pedestal Legs on All Bunkhouse Models (Selected Floorplans)

CABINETS

- Mocha Stained Shaker-Style Cabinets
- Large Overhead Cabinets
- Stainless Steel High Grade Cabinet Handles
- Rounded Styled Cabinets

BATHROOM

- Acrylic Bath Sinks (Large)
- Shower Curtain (Tub Models)
- Linoleum In Bath Area
- Glass Shower Enclosure (Neo-angle shower models only)
- Double Framed Tub Bases
- Large, Mirrored, Medicine Cabinet

APPLIANCES

- High Output Cook Top
- Carousel High Output Microwave
- Digital TV Antenna With Power Booster
- 13.5 Air Conditioner
- Water Heater By Pass
- Six Gallon Turbo Water Heater

EXTERIOR

- Large Radius Luggage Doors
- 20 lb. LP Bottles w/Cover
- Awning Drip Rail And Down Spouts

- Patio Awning
- One Piece Rubber Roof
- Upgraded Graphics
- Two-Toned Exterior Metal
- Colored Front And Rear Metal
- Lighted Outside Stereo Speaker
- Radius Entry Door
- Cable Hook up
- Outside Outlet
- Radius, Double Drop Step
- Aerodynamic Radius Front Profile
- Front Stone Guard

CONSTRUCTION FEATURES

- 3/8" Walkable Roof Decking
- Radius Truss Roof Rafters
- 5/8" Tongue And Groove Plywood Floor
- 2" x 3" Floor Joists
- Powder Coated, Rust Resistant Frame
- R7 Fiberglass Insulation
- Linoleum Front To Back
- Roto Cast (Seamless) Holding Tanks
- 12" On Average Side Wall Stud
- Galvanized Steel High Wind Bands

OPTIONS

- 15K Air Conditioner
- Gel Coat Fiberglass (FW and TT)
- 2nd 13.5 Air Conditioner with 50 amp service and thermostat
- Back Up Camera
- Ceiling Fan 12 Volt Living Room (Fifth Wheel Only)
- Cherokee Power Bunk (N/A on T244JR, T255R & F255P)
- Electric Jacks
- Enclosed Tanks
- Fiberglass Front Cap
- Fiberglass V-Front (274VFK Only)
- Fifth Wheel Electric Jacks
- Screen Wall/ Tent Wall (255 RR only)
- Hide a Bed
- Large LED TV
- Medium LED TV
- Mini Camp Kitchen (N/A on T304BH,T304R)
- Mini Outside Kitchen (T284RJ,T294BH)
- Outdoor Bar and Grill (T294BH)
- Pack and Play Door (F235B)
- Recliner
- Roof Ladder

- Security Camera at Entrance Door
- Soft Touch Caramel Sofa
- Spare Tire
- Ultimate Kids Den with Refrigerator (T294BH Only)
- 40" Dinette Drawers X2 *
- Black Tank Flush
- Outside TV Bracket and Hook Ups
- Sink Cover
- Back Up Camera Ready
- Solid Bedroom Doors*
- Cabinets in Bedroom *
- Ducted A/C*
- DVD Player
- Friction Hinge Door
- Solar Prep and Wiring
- 6 Gallon Gas/Electric DSI Water Heater
- Bathroom Fantastic Vent Fan
- Large Exterior Folding Assist Grab Handle
- Night Shades*
- Outside Shower With Hot And Cold Water
- Oven
- Pull Out Kitchen Faucet
- RVQ Quick Connect
- Sky Light Over Tub



SHOWN IN NATURAL

16BHS

The 16BHS with sleeping for 5, gives great livability and functionality in a small package. This short, light weight floorplan is perfect for the first time customer that is looking for a RV that is easy to manage and not too overwhelming while traveling down the road. With plenty of storage and features the 16BHS is perfect for the family.





SHOWN IN NATURAL

16FQ

For the couple that loves traveling the 16FQ is the floorplan that has it all. Packed into a short, light weight trailer this floorplan is packed with residential features. From stainless steel microwave and range cover to its high arc faucet and large sink this kitchen has all the great features of home.

WHEN THE OPEN ROAD
BECKONS AND THE
WANDERLUST STIRS,
WOLF PUP, BY FOREST
RIVER, WILL HELP YOU
ANSWER THE CALL.

Wolf Pup travel trailers are built to give you better comfort, style and value, so you can enjoy your travels to the fullest. With a diverse set of floorplans, Wolf Pup is here to meet all of our customer's camping needs.



ADVANTAGE PACKAGE



14" Tires for Improved Towing in Place



26" Wide Door Replaces 22" Door



Aerodynamic Radius Front Profile



Coachnet Roadside Assistance



Exterior Receptacle



Large Exterior Folding Assist Handle



Monitor Panel



Outside Storage Door



Solar Prep & Wiring



TV Antenna with Hookups



High Impact Front Metal Replaces Corrugated Metal

CAMPING PACKAGE

** Optional package. Not all items available on all models. See participating dealers for details.*



Foot Flush Toilet



55 AMP Converter



5 Gallon Water Heater



Bathroom Fan



Fiberglass Entry Door



Full Length Awning



High Flo Water Pump



High Output Cooktop



High Rise Faucet



Microwave



Nitro Filled Tires



One-piece, Walkable Decked Roof



Oversized Dinette with Removable Table



Range Hood

SAFETY PACKAGE

* Optional package. Not all items available on all models. See participating dealers for details.



Carbon Monoxide Detector



Exit Windows



Fire Extinguisher



GFI Protective Outlet



LP Detector



Safety Glass Windows



Smoke Detector

LIMITED PACKAGE

** Optional package. Not all items available on all models. See participating dealers for details.*



Plywood Flooring



Power Awning



Spare Tire



Stabilizer Jacks



Stereo with Inside & Outside Speakers



Tire Pressure Monitors



Tub Surround (N/A on T17RP)



Upgraded Hypoallergenic Evergreen Mattress



Upgraded Stainless Microwave



Upgraded Stainless Range Hood



**USB Charging Stations
(Beds, Bunks, Table, Where Applicable)**

LIMITED PACKAGE

** Optional package. Not all items available on all models. See participating dealers for details.*



13.5K Air Conditioner



14" Mag Radial Wheels



Seamless Countertop



20 BTU Furnace



Detachable Power Cord



Exterior LED Light Strip at Awning



Friction Hinge Door



6 Gallon Gas/Electric DSI Water Heater



Cherokee Stable Step



External Scare Light



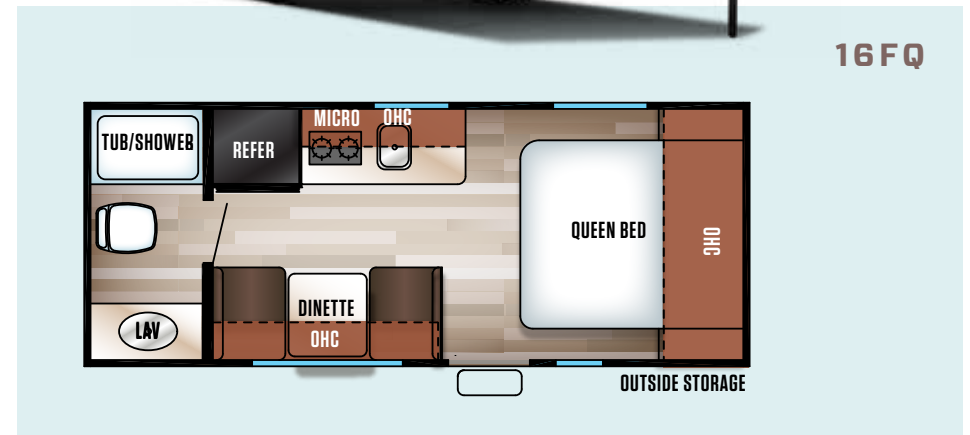
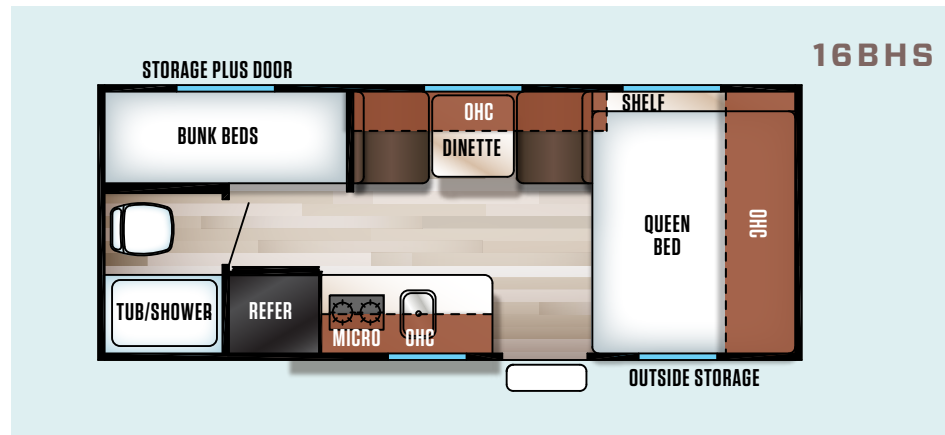
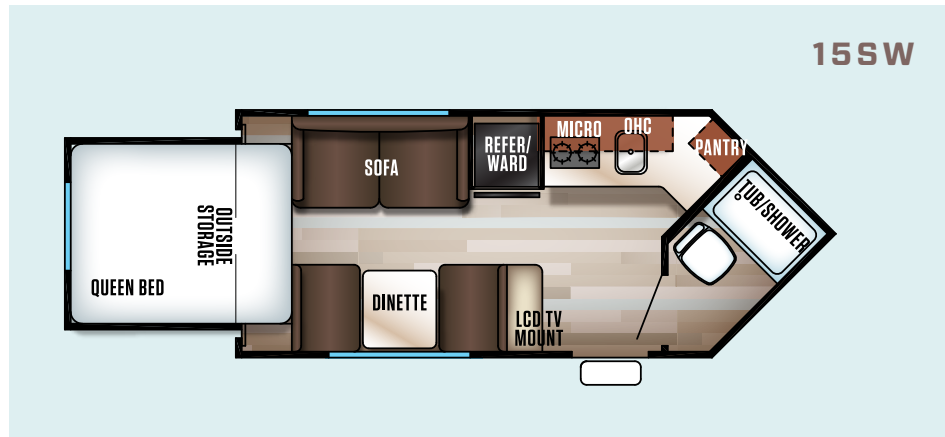
LED Interior Lights



Night Shades



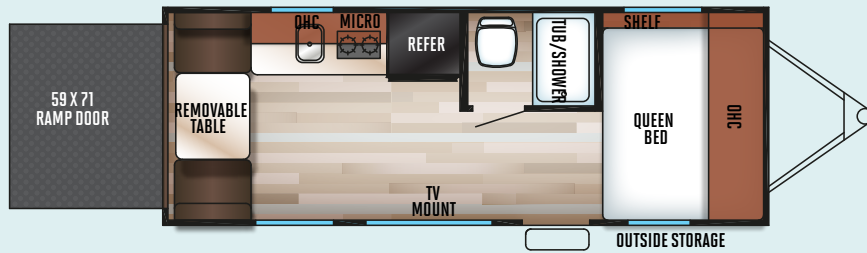
Outside Shower with Hot & Cold Water



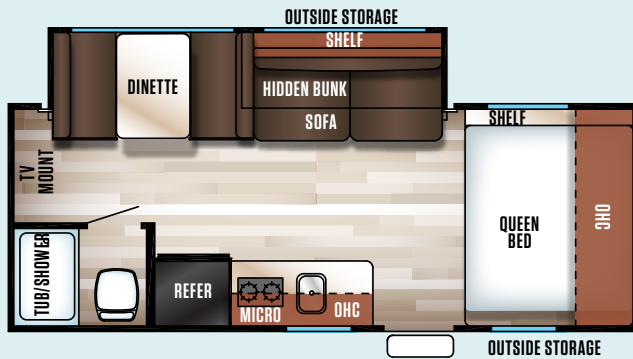
	15SW	16BHS	16FQ
DRY HITCH WEIGHT (LBS.)	378-LBS.	377-LBS.	454-LBS.
UNLOADED VEHICLE WEIGHT (LBS.)	3276-LBS.	3097-LBS.	2919-LBS.
AXLE WEIGHT (LBS.)	2879-LBS.	2701-LBS.	2446-LBS.
SHIP WEIGHT (LBS.)	3257-LBS.	3078-LBS.	2900-LBS.
GVWR W/BRAKES (LBS.)	3878-LBS.	3877-LBS.	3954-LBS.
CARGO CARRYING CAPACITY (LBS.)	602-LBS.	780-LBS.	1035-LBS.
EXTERIOR LENGTH	18'-11"	21' 5"	21'-6"
EXTERIOR HEIGHT W/ AC	10'-6"	10'-6"	10'-6"
GREY CAPACITY (GAL)	20,000	85"	20,000
BLACK CAPACITY (GAL)	23-GAL.	23-GAL.	23-GAL.
FRESH CAPACITY (GAL)	23-GAL.	23-GAL.	23-GAL.
SOFA SIZE	32 GAL	32 GAL	32 GAL
AWNING SIZE	10'	10'	10'



18RJB



18TO



	18RJB	18TO
DRY HITCH WEIGHT (LBS.)	426-LBS	437-LBS.
UNLOADED VEHICLE WEIGHT (LBS.)	3435-LBS.	3797-LBS.
AXLE WEIGHT (LBS.)	2990-LBS.	3341-LBS.
SHIP WEIGHT (LBS.)	3416-LBS.	3778-LBS.
GVWR W/BRAKES (LBS.)	4999-LBS.	4999-LBS.
CARGO CARRYING CAPACITY (LBS.)	1564-LBS.	1201-LBS.
EXTERIOR LENGTH	22'-7"	22'-9"
EXTERIOR HEIGHT W/ AC	10'-6"	10'-6"
GREY CAPACITY (GAL)	85"	85"
BLACK CAPACITY (GAL)	23-GAL.	23-GAL.
FRESH CAPACITY (GAL)	23-GAL.	23-GAL.
SOFA SIZE	32 GAL	32 GAL
AWNING SIZE	12'	12'

WOLF PUP STANDARDS & OPTIONS

* Optional package. Not all items available on all models. See participating dealers for details.

STANDARD EQUIPMENT

14" Tires for Improved Towing in Place of 13"
26" Wide Door in Place of 22" Door
3.3 Bar and Grill Refrigerator
55 Amp Converter
6 Gallon Water Heater
Aerodynamic Radius Front Profile
Bathroom Fan
Carbon Monoxide Detector
Coachnet Roadside Assistance
Detachable Cord
Exit Windows
Exterior Recept
Fiberglass Entry Door
Fire Extinguisher
Full Length Awning
GFI Protective Outlet
High Flow Water Pump
High Impact Front Metal IPO Corrugated Metal
High Output Cooktop
High Rise Faucet

Large Exterior Folding Assist Handle
LP Detector
Microwave
Monitor Panel
Nitro Filled Tires
One Piece Walkable Decked Roof
Outside Storage Door
Oversized Dinette with Removable Table (17 RP)
Porch Light
Range Hood (N/A 17RP)
Safety Glass Windows
Smoke Detector
Solar Prep and Wiring
TV Antenna with Hookup

ADVANTAGE PACKAGE

Aerodynamic Radius Front Profile
High Impact Front metal IPO corrugated metal
26" Wide Door IPO 22" Door
14" Tires for improved towing in place of 13"

Coachnet Roadside Assistance
Large Exterior Folding Assist Handle
Exterior Recept
Monitor Panel
Outside Storage Door
Porch Light
TV Antenna with Hookups
Solar Prep and Wiring

CAMPING PACKAGE

Full Length Awning
6 Gallon Water Heater
3.3 Bar and Grill Refrigerator
Foot Flush Toilet
Microwave
High Output Cooktop
Range Hood (N/A on 17RP)
High Rise Faucet
Oversized Dinette with Removable Table
One Piece, Walkable Decked Roof
Nitro Filled Tires
Fiberglass Entry Door

55 Amp Converter
High Flo Water Pump
Detachable Power Cord
Bathroom Fan

SAFETY PACKAGE

LP Detector
Carbon Monoxide Detector
Smoke Detector
Fire Extinguisher
Safety Glass Windows
GFI Protective Outlet
Exit Windows

OPTIONS

Back Up Camera
Gel Coat Sidewalls
Medium LED TV
Bedroom wardrobes (16 FQ)
Screen Wall / Tent Wall (17RP Only)
Security Camera at Entrance Door
Flip Down Travel Rack (N/A 17RP)



Forest River, Inc. encourages our customers to purchase their Forest River products from a local dealership whenever possible for the following reasons:

It is the goal of Forest River, Inc. that all of our RV owners fully enjoy the RV experience and that customer satisfaction meets or exceeds their expectations!

- 1) Forest River, Inc. dealers are independently owned and operated businesses so priority service and scheduling is at their discretion and is often provided to customers that purchased their unit at that dealership.
- 2) Purchasing locally allows customers to establish meaningful relationships with a dealer, enhancing the RV experience through assistance with product questions, user tips or RV regulations for your state or country, and much more!
- 3) Canadian customers must meet requirements to bring an RV purchased out of the country to their home. These requirements may involve additional inspections and certifications, taxes and fees. Your local Canadian Dealer is a professional at meeting these requirements.
- 4) Scheduling timely warranty repairs and adjustments through a local dealership provides far greater flexibility and convenience to you, the customer!



PRE-DELIVERY INSPECTION FACILITY

20,000 square feet of quality assurance. The bare essentials for a premium product. This state-of-the-art facility gives immediate daily feedback to production for quality assurance in every unit built.

Specification Definitions

GVWR (Gross Vehicle Weight Rating) - is the maximum permissible weight of the unit when fully loaded. It includes all weights, inclusive of all fluids, cargo, optional equipment and accessories. For safety and product performance do NOT exceed the GVWR.

GAWR (Gross Axle Weight Rating) - is the maximum permissible weight, including cargo, fluids, optional equipment and accessories that can be safely supported by a combination of all axles.

UVW (Unloaded Vehicle Weight)* - is the typical weight of the unit as manufactured at the factory. It includes all weight at the unit's axle(s) and tongue or pin and LP Gas. The UVW does not include cargo, fresh potable water, additional optional equipment or dealer installed accessories.

*Estimated average based on standard build optional equipment.

CCC (Cargo Carrying Capacity)** - is the amount of weight available for fresh potable water, cargo, additional optional equipment and accessories. CCC is equal to GVWR minus UVW. Available CCC should accommodate fresh potable water (8.3 lbs per gallon). Before filling the fresh water tank,

empty the black and gray tanks to provide for more cargo capacity.

** Estimated average based on standard build optional equipment

Each Forest River RV is weighed at the manufacturing facility prior to shipping. A label identifying the unloaded vehicle weight of the actual unit and the cargo carrying capacity is applied to every Forest River RV prior to leaving our facilities.

The load capacity of your unit is designated by weight, not by volume, so you cannot necessarily use all available space when loading your unit.



Learn More
Scan this barcode using a QR Reader on your smart phone to learn more about Forest River.



A Berkshire Hathaway company.

All information contained in this brochure is believed to be accurate at the time of publication. However, during the model year, it may be necessary to make revisions and Forest River, Inc., reserves the right to make all such changes without notice, including prices, colors, materials, equipment and specifications as well as the addition of new models and the discontinuance of models shown in this brochure. Therefore, please consult with your Forest River dealer and confirm the existence of any materials, design or specifications that are material to your purchase decision. Litho. U.S.A 1418 P/W: 2017.05.22

AC NELSEN DEALER LOCATIONS:

OMAHA, NE
11818 L ST
OMAHA, NE 68137
402-333-1122

ATLANTIC, IA
180 EXIT 57
ATLANTIC, IA 50022
712-243-2322

MINNESOTA
6220 HWY 101 S
SHAKOPEE, MN 55379
952-496-9000

WWW.ACNELSENRV.COM